

First Destination Survey

May 2019 Class: All Students

Respondents: N= 2,370

- UG 68%
- GR 22%
- PR 10%

Sample Size: N= 4,720

Response Rate: 50%

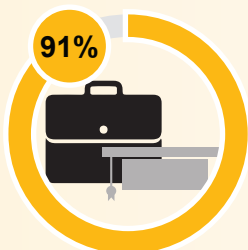


VCU

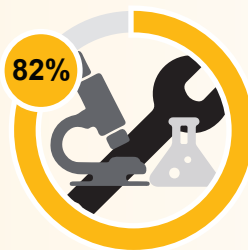
Highlights



76% of students responded they were employed or continuing their education



91% of students responded their employment was very related or somewhat related to their Program of study



82% of students had one or more co-curricular experiences 30% of these experiences led to an employment offer

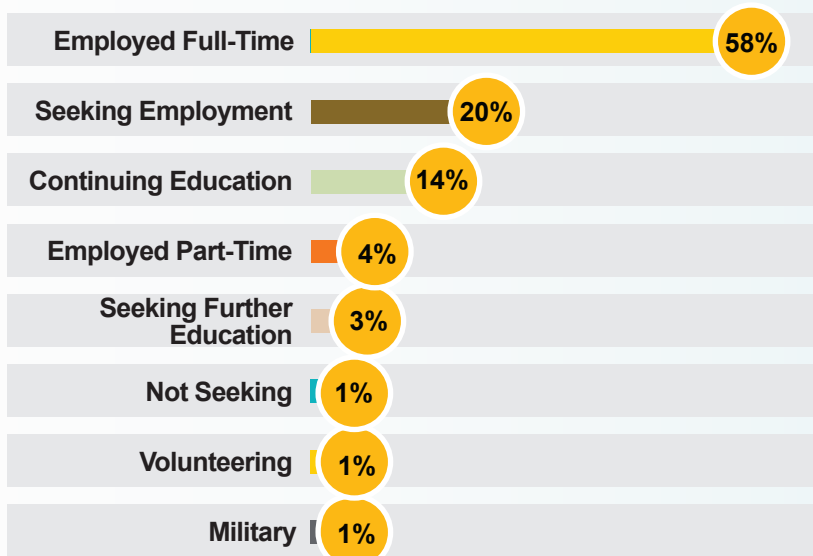
Average: \$52,861



Median: \$48,466

Annual Salary

Outcomes



Co-Curricular Experience



48% Internships Experiences



30% Service Learning



26% Clinical Experiences



22% Field Experience



19% Assistantships (Graduate, Research, Teaching, etc.)



12% Student Teaching

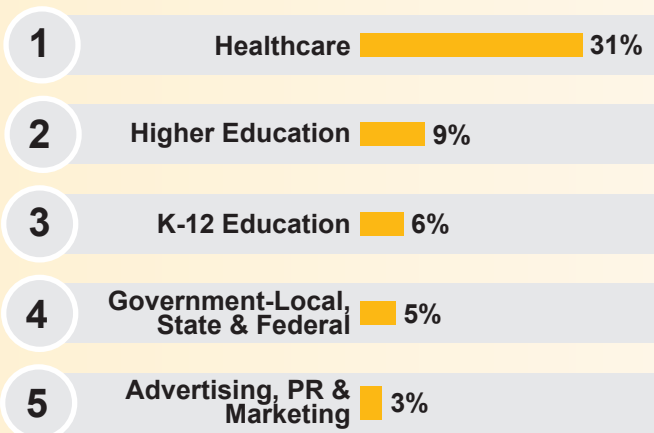


11% Study Abroad



2% Co-op Experiences

Top Industries



Satisfaction

91%

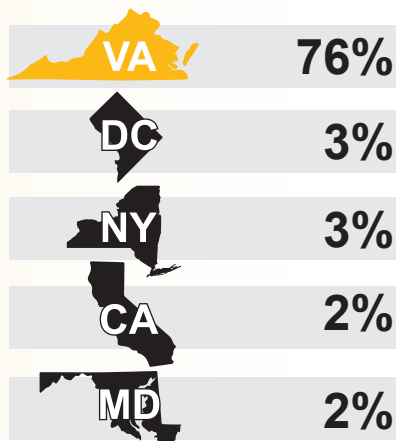
91% of Employed students reported either being satisfied or very satisfied with their post graduation employment



4%

4%

Top States Students are Employed



Note: The data above represents the top states where students are located for students who reported being employed full or part time.