



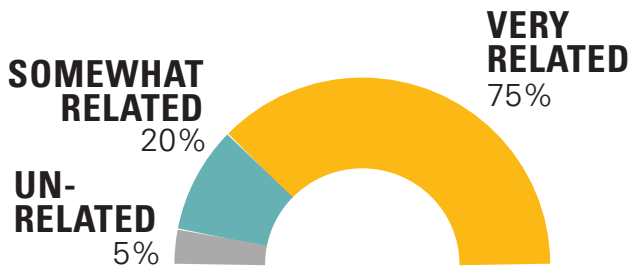
OF 1,211 GRADUATE-LEVEL RESPONDENTS...

92.4%

REPORT FULL TIME EMPLOYMENT

FULL TIME (92.4%)

PART TIME (7.2%)



Q: HOW RELATED IS YOUR JOB TO YOUR CAREER GOALS?

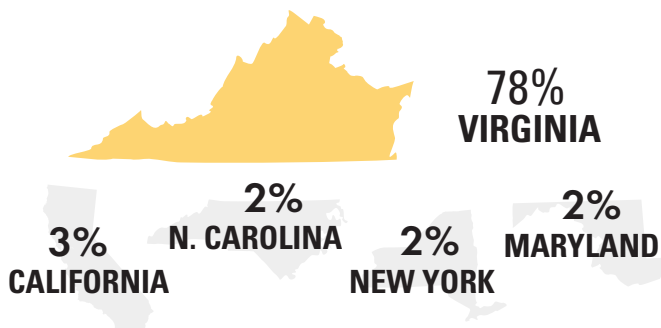
96% HAVE A JOB RELATED TO THEIR DEGREE

94% ARE SATISFIED WITH THEIR DEGREE OUTCOMES

96% HAVE A JOB RELATED TO THEIR LONG-TERM GOALS

TOP STATES

WHERE GRADUATES END UP



9%

ARE CONTINUING THEIR EDUCATION

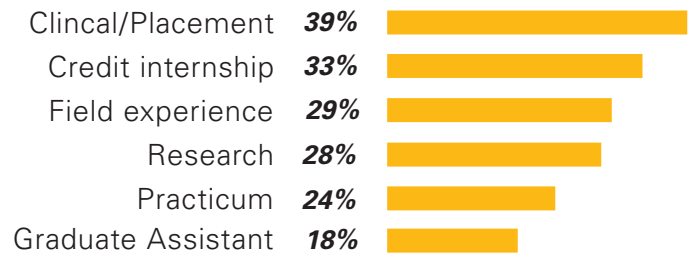
(1% ARE STILL LOOKING)

54%
DOCTORATE

24%
MASTER'S

OF STUDENTS WHO HAD CO-CURRICULAR

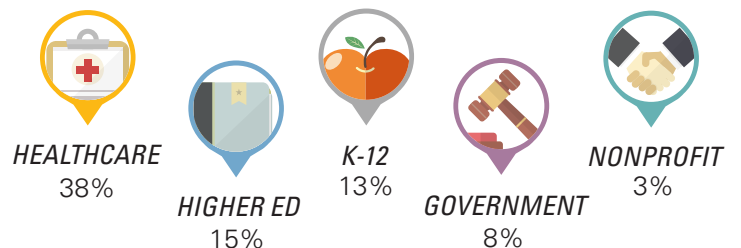
EXPERIENCES:



82% OF RESPONDENTS HAD ONE OR MORE EXPERIENCE

38% OF STUDENTS WERE OFFERED A FULL-TIME JOB AS A RESULT OF THEIR EXPERIENCE

TOP INDUSTRIES



Because students are not required to complete the survey, nor are they required to complete each question, response rates for individual statistics may not reflect the overall response rate, or provide a complete picture of the graduating class.