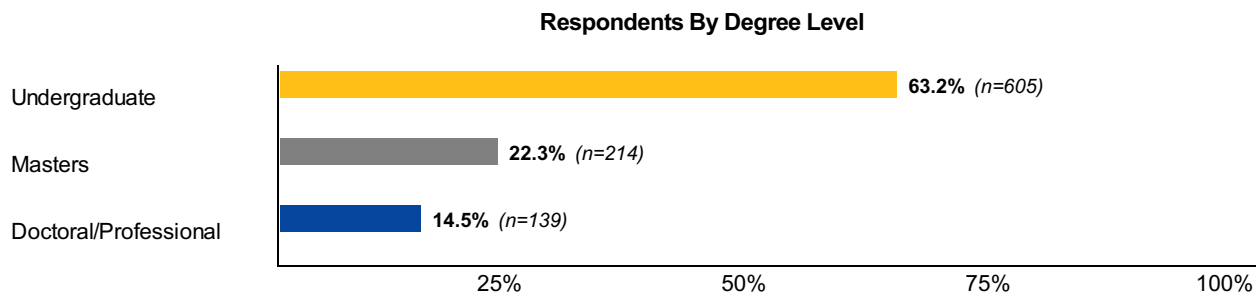
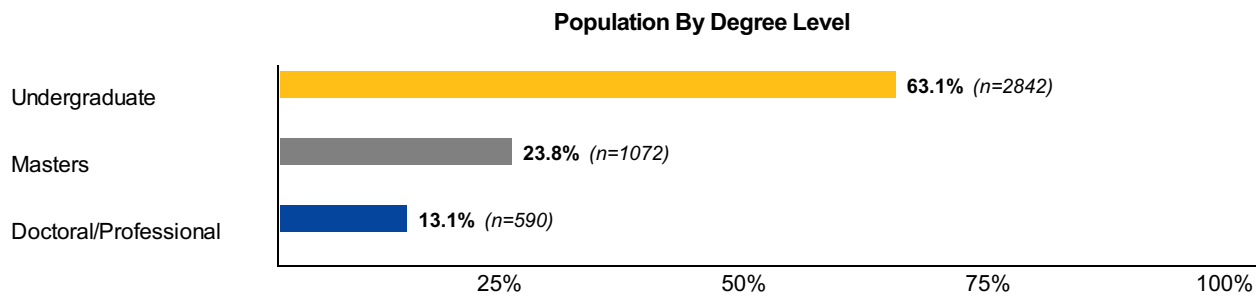
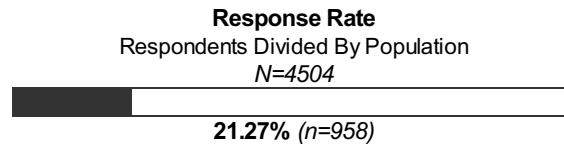


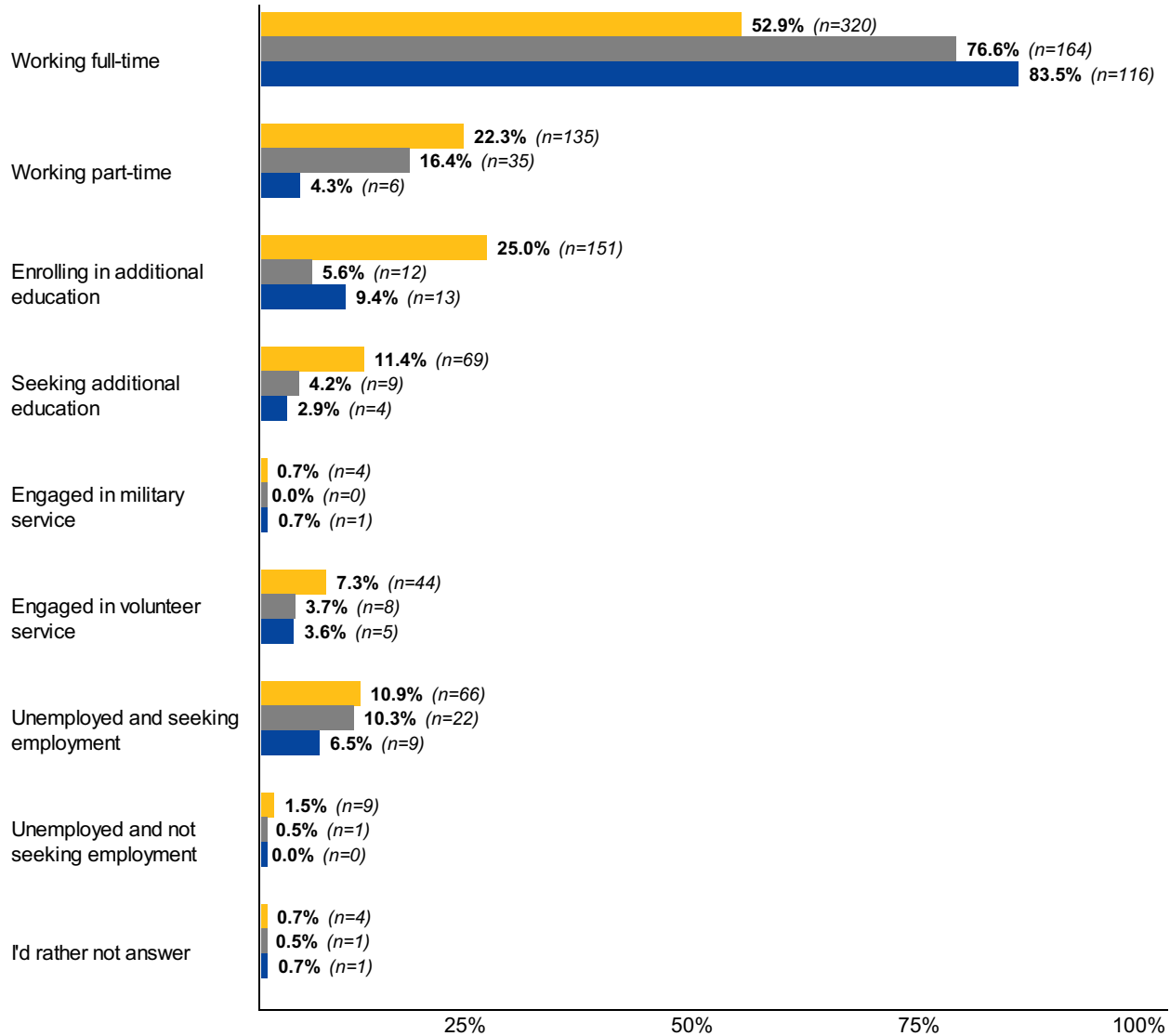
## Response Rate Summary



## General Outcomes

**Core 1:** Which of the following options represent your post-graduation situation at this time?  
 (Select all that apply)

Undergraduate (*n*=605)  
 Masters (*n*=214)  
 Doctoral/Professional (*n*=139)



## General Outcomes

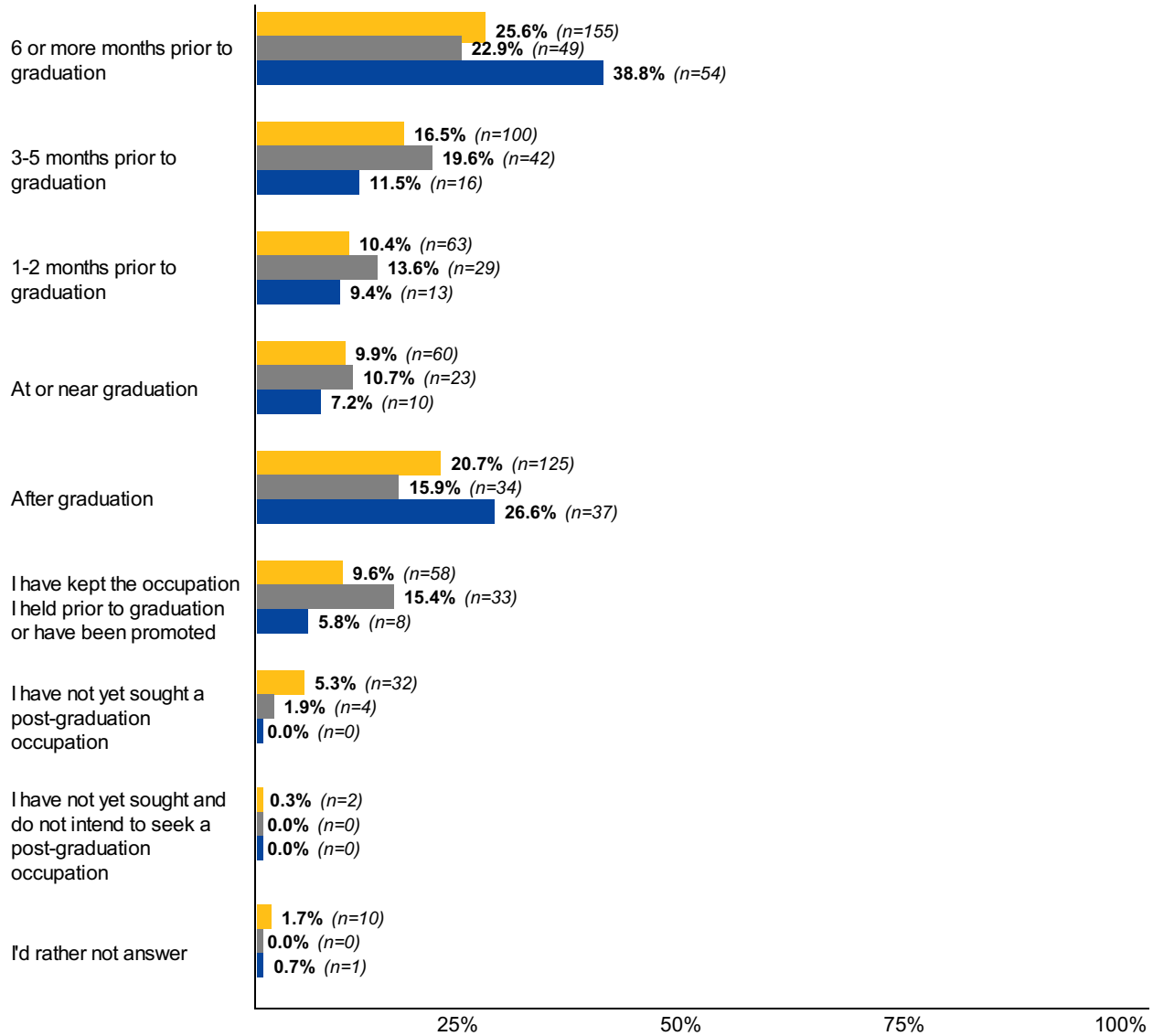
**Core 2:** Which of the options above would you identify as your primary status post-graduation?

	<b>Undergraduate</b> <i>n=605</i>	<b>Masters</b> <i>n=214</i>	<b>Doctoral/Professional</b> <i>n=139</i>
Working full-time	<b>48.9%</b> ( <i>n=296</i> )	<b>74.3%</b> ( <i>n=159</i> )	<b>82.7%</b> ( <i>n=115</i> )
Working part-time	<b>12.7%</b> ( <i>n=77</i> )	<b>9.3%</b> ( <i>n=20</i> )	<b>2.9%</b> ( <i>n=4</i> )
Enrolling in additional education	<b>22.3%</b> ( <i>n=135</i> )	<b>3.7%</b> ( <i>n=8</i> )	<b>5.8%</b> ( <i>n=8</i> )
Seeking additional education	<b>3.6%</b> ( <i>n=22</i> )	<b>0.9%</b> ( <i>n=2</i> )	<b>0.0%</b> ( <i>n=0</i> )
Engaged in military service	<b>0.0%</b> ( <i>n=0</i> )	<b>0.0%</b> ( <i>n=0</i> )	<b>0.7%</b> ( <i>n=1</i> )
Engaged in volunteer service	<b>1.5%</b> ( <i>n=9</i> )	<b>0.0%</b> ( <i>n=0</i> )	<b>0.7%</b> ( <i>n=1</i> )
Unemployed and seeking employment	<b>9.4%</b> ( <i>n=57</i> )	<b>10.7%</b> ( <i>n=23</i> )	<b>6.5%</b> ( <i>n=9</i> )
Unemployed and not seeking employment	<b>0.8%</b> ( <i>n=5</i> )	<b>0.5%</b> ( <i>n=1</i> )	<b>0.0%</b> ( <i>n=0</i> )
I'd rather not answer	<b>0.7%</b> ( <i>n=4</i> )	<b>0.5%</b> ( <i>n=1</i> )	<b>0.7%</b> ( <i>n=1</i> )

## General Outcomes

**Core 3:** When did you begin your primary post-graduation occupation?

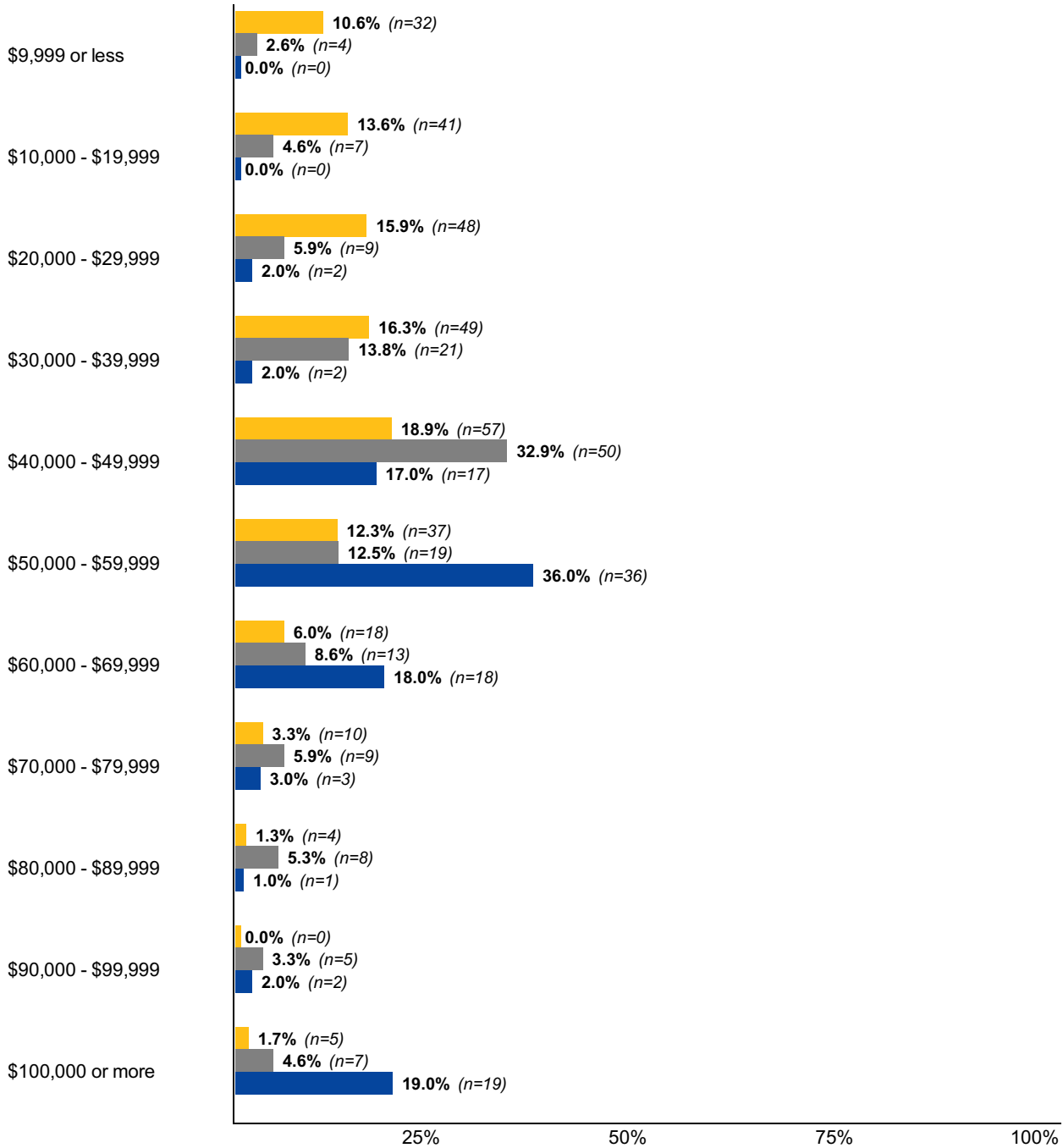
Undergraduate (*n*=605)  
 Masters (*n*=214)  
 Doctoral/Professional (*n*=139)



## Occupation

**Core 5:** Please enter your expected total annual income, and if applicable, guaranteed bonus(es) below.

Undergraduate (n=301)  
 Masters (n=152)  
 Doctoral/Professional (n=100)



Overall median income: **\$45,000**

Median income for *Undergraduate* students: **\$35,000**

Median income for *Masters* students: **\$46,000**

Median income for *Doctoral/Professional* students: **\$56,000**

To protect respondent confidentiality, median incomes have been rounded to the nearest \$500 interval.

## Occupation

**Core 6:** Which of the following best describes your occupation?

	<b>Undergraduate</b> <i>n=391</i>	<b>Masters</b> <i>n=176</i>	<b>Doctoral/Professional</b> <i>n=112</i>
Employed by an organization	<b>72.9%</b> ( <i>n=285</i> )	<b>78.4%</b> ( <i>n=138</i> )	<b>50.0%</b> ( <i>n=56</i> )
Engaged in an entrepreneurial / start-up effort as an owner	<b>0.5%</b> ( <i>n=2</i> )	<b>1.1%</b> ( <i>n=2</i> )	<b>0.0%</b> ( <i>n=0</i> )
Employed freelance	<b>1.3%</b> ( <i>n=5</i> )	<b>0.0%</b> ( <i>n=0</i> )	<b>0.9%</b> ( <i>n=1</i> )
Self-employed	<b>1.0%</b> ( <i>n=4</i> )	<b>0.0%</b> ( <i>n=0</i> )	<b>0.0%</b> ( <i>n=0</i> )
Employed in a temporary / contract work assignment	<b>7.7%</b> ( <i>n=30</i> )	<b>4.5%</b> ( <i>n=8</i> )	<b>0.9%</b> ( <i>n=1</i> )
Employed in a postgraduate internship	<b>2.8%</b> ( <i>n=11</i> )	<b>0.0%</b> ( <i>n=0</i> )	<b>6.3%</b> ( <i>n=7</i> )
Employed in a fellowship, post-doctoral residency, or other postdoctoral appointment	<b>1.3%</b> ( <i>n=5</i> )	<b>2.8%</b> ( <i>n=5</i> )	<b>33.0%</b> ( <i>n=37</i> )
Employed in a faculty position at an institution of higher learning	<b>0.8%</b> ( <i>n=3</i> )	<b>5.1%</b> ( <i>n=9</i> )	<b>5.4%</b> ( <i>n=6</i> )
Employed in any other work category	<b>9.5%</b> ( <i>n=37</i> )	<b>7.4%</b> ( <i>n=13</i> )	<b>3.6%</b> ( <i>n=4</i> )
I'd rather not answer	<b>2.3%</b> ( <i>n=9</i> )	<b>0.6%</b> ( <i>n=1</i> )	<b>0.0%</b> ( <i>n=0</i> )

## Occupation

**Core 7:** Do you/will you hold more than one paid position?

	<b>Undergraduate</b> <i>n=391</i>	<b>Masters</b> <i>n=176</i>	<b>Doctoral/Professional</b> <i>n=112</i>
Yes	<b>29.4%</b> ( <i>n=115</i> )	<b>19.3%</b> ( <i>n=34</i> )	<b>8.9%</b> ( <i>n=10</i> )
No	<b>66.2%</b> ( <i>n=259</i> )	<b>78.4%</b> ( <i>n=138</i> )	<b>90.2%</b> ( <i>n=101</i> )
I'd rather not answer	<b>4.3%</b> ( <i>n=17</i> )	<b>2.3%</b> ( <i>n=4</i> )	<b>0.9%</b> ( <i>n=1</i> )



## Occupation: Industry

**Core 9 & Core 13:** Which of the following best describes the industry and job function of the occupation you do/will hold?

	<b>Undergraduate</b> <i>n=281</i>	<b>Masters</b> <i>n=138</i>	<b>Doctoral/Professional</b> <i>n=88</i>
Healthcare / Health Services	<b>16.0%</b> ( <i>n=45</i> )	<b>13.8%</b> ( <i>n=19</i> )	<b>42.0%</b> ( <i>n=37</i> )
Education	<b>6.4%</b> ( <i>n=18</i> )	<b>31.2%</b> ( <i>n=43</i> )	<b>4.5%</b> ( <i>n=4</i> )
Medicine	<b>2.1%</b> ( <i>n=6</i> )	<b>3.6%</b> ( <i>n=5</i> )	<b>26.1%</b> ( <i>n=23</i> )
Government / Public Administration	<b>6.0%</b> ( <i>n=17</i> )	<b>5.1%</b> ( <i>n=7</i> )	<b>1.1%</b> ( <i>n=1</i> )
Social Services	<b>2.8%</b> ( <i>n=8</i> )	<b>8.7%</b> ( <i>n=12</i> )	<b>1.1%</b> ( <i>n=1</i> )
Non-Profit / Philanthropy	<b>3.2%</b> ( <i>n=9</i> )	<b>4.3%</b> ( <i>n=6</i> )	<b>0.0%</b> ( <i>n=0</i> )
Retail / Wholesale	<b>4.6%</b> ( <i>n=13</i> )	<b>0.0%</b> ( <i>n=0</i> )	<b>1.1%</b> ( <i>n=1</i> )
Pharmaceuticals	<b>1.4%</b> ( <i>n=4</i> )	<b>0.0%</b> ( <i>n=0</i> )	<b>9.1%</b> ( <i>n=8</i> )
Sciences	<b>1.8%</b> ( <i>n=5</i> )	<b>4.3%</b> ( <i>n=6</i> )	<b>1.1%</b> ( <i>n=1</i> )
Other / Unspecified	<b>2.8%</b> ( <i>n=8</i> )	<b>1.4%</b> ( <i>n=2</i> )	<b>1.1%</b> ( <i>n=1</i> )
Higher Education	<b>1.4%</b> ( <i>n=4</i> )	<b>1.4%</b> ( <i>n=2</i> )	<b>4.5%</b> ( <i>n=4</i> )
Advertising	<b>0.4%</b> ( <i>n=1</i> )	<b>6.5%</b> ( <i>n=9</i> )	<b>0.0%</b> ( <i>n=0</i> )
Engineering	<b>3.6%</b> ( <i>n=10</i> )	<b>0.0%</b> ( <i>n=0</i> )	<b>0.0%</b> ( <i>n=0</i> )
Consulting	<b>2.5%</b> ( <i>n=7</i> )	<b>2.2%</b> ( <i>n=3</i> )	<b>0.0%</b> ( <i>n=0</i> )
Accounting	<b>2.5%</b> ( <i>n=7</i> )	<b>0.7%</b> ( <i>n=1</i> )	<b>0.0%</b> ( <i>n=0</i> )
Insurance Services	<b>2.8%</b> ( <i>n=8</i> )	<b>0.0%</b> ( <i>n=0</i> )	<b>0.0%</b> ( <i>n=0</i> )
Banking	<b>2.1%</b> ( <i>n=6</i> )	<b>0.7%</b> ( <i>n=1</i> )	<b>1.1%</b> ( <i>n=1</i> )
Health, Wellness & Fitness	<b>1.1%</b> ( <i>n=3</i> )	<b>0.0%</b> ( <i>n=0</i> )	<b>5.7%</b> ( <i>n=5</i> )
Design	<b>1.8%</b> ( <i>n=5</i> )	<b>1.4%</b> ( <i>n=2</i> )	<b>0.0%</b> ( <i>n=0</i> )
Arts & Entertainment	<b>2.5%</b> ( <i>n=7</i> )	<b>0.0%</b> ( <i>n=0</i> )	<b>0.0%</b> ( <i>n=0</i> )

Software Development	2.1% (n=6)	0.0% (n=0)	0.0% (n=0)
Information Technology	1.1% (n=3)	2.2% (n=3)	0.0% (n=0)
Consumer Services	2.1% (n=6)	0.0% (n=0)	0.0% (n=0)
Law Enforcement & Security	1.4% (n=4)	0.7% (n=1)	0.0% (n=0)
Food Services	1.8% (n=5)	0.0% (n=0)	0.0% (n=0)
Law	1.4% (n=4)	0.7% (n=1)	0.0% (n=0)
Real Estate	1.4% (n=4)	0.0% (n=0)	0.0% (n=0)
Financial Services	1.1% (n=3)	0.7% (n=1)	0.0% (n=0)
Business Services	1.4% (n=4)	0.0% (n=0)	0.0% (n=0)
Construction	0.7% (n=2)	1.4% (n=2)	0.0% (n=0)
Manufacturing	1.1% (n=3)	0.0% (n=0)	1.1% (n=1)
Environment	1.1% (n=3)	0.7% (n=1)	0.0% (n=0)
Museums & Libraries	0.7% (n=2)	0.7% (n=1)	0.0% (n=0)
Travel & Tourism	0.7% (n=2)	0.7% (n=1)	0.0% (n=0)
Food & Beverage	0.4% (n=1)	1.4% (n=2)	0.0% (n=0)
Human Resources	0.7% (n=2)	0.7% (n=1)	0.0% (n=0)
Broadcast Media	1.1% (n=3)	0.0% (n=0)	0.0% (n=0)
Computers	1.1% (n=3)	0.0% (n=0)	0.0% (n=0)
Transportation	1.1% (n=3)	0.0% (n=0)	0.0% (n=0)
Energy	0.4% (n=1)	0.7% (n=1)	0.0% (n=0)
Architecture / Urban Planning	0.7% (n=2)	0.0% (n=0)	0.0% (n=0)
Utilities	0.4% (n=1)	0.7% (n=1)	0.0% (n=0)
Fashion & Textiles	0.7% (n=2)	0.0% (n=0)	0.0% (n=0)
Chemicals	0.7% (n=2)	0.0% (n=0)	0.0% (n=0)
Oil & Gas	0.7% (n=2)	0.0% (n=0)	0.0% (n=0)
Tobacco	0.4% (n=1)	0.0% (n=0)	0.0% (n=0)
Entrepreneurial / Start-Ups	0.0% (n=0)	0.7% (n=1)	0.0% (n=0)
Printing & Publishing	0.4% (n=1)	0.0% (n=0)	0.0% (n=0)

Telecommunications	<b>0.0%</b> (n=0)	<b>0.7%</b> (n=1)	<b>0.0%</b> (n=0)
Aviation / Airlines	<b>0.4%</b> (n=1)	<b>0.0%</b> (n=0)	<b>0.0%</b> (n=0)
Staffing & Employment	<b>0.4%</b> (n=1)	<b>0.0%</b> (n=0)	<b>0.0%</b> (n=0)
Fine Arts	<b>0.0%</b> (n=0)	<b>0.7%</b> (n=1)	<b>0.0%</b> (n=0)
Consumer Products	<b>0.4%</b> (n=1)	<b>0.0%</b> (n=0)	<b>0.0%</b> (n=0)
Journalism	<b>0.4%</b> (n=1)	<b>0.0%</b> (n=0)	<b>0.0%</b> (n=0)
Automotive	<b>0.4%</b> (n=1)	<b>0.0%</b> (n=0)	<b>0.0%</b> (n=0)
Hospitality - Hotel / Restaurant Management	<b>0.4%</b> (n=1)	<b>0.0%</b> (n=0)	<b>0.0%</b> (n=0)
Waste Management	<b>0.4%</b> (n=1)	<b>0.0%</b> (n=0)	<b>0.0%</b> (n=0)
Cosmetics	<b>0.4%</b> (n=1)	<b>0.0%</b> (n=0)	<b>0.0%</b> (n=0)
Public Relations / Public Affairs	<b>0.4%</b> (n=1)	<b>0.0%</b> (n=0)	<b>0.0%</b> (n=0)
Biotechnology	<b>0.4%</b> (n=1)	<b>0.0%</b> (n=0)	<b>0.0%</b> (n=0)
Graphic Design	<b>0.4%</b> (n=1)	<b>0.0%</b> (n=0)	<b>0.0%</b> (n=0)
Aerospace	<b>0.4%</b> (n=1)	<b>0.0%</b> (n=0)	<b>0.0%</b> (n=0)
Fundraising / Philanthropy	<b>0.4%</b> (n=1)	<b>0.0%</b> (n=0)	<b>0.0%</b> (n=0)
Marketing	<b>0.4%</b> (n=1)	<b>0.0%</b> (n=0)	<b>0.0%</b> (n=0)
Agriculture	<b>0.4%</b> (n=1)	<b>0.0%</b> (n=0)	<b>0.0%</b> (n=0)
Media Production	<b>0.0%</b> (n=0)	<b>0.7%</b> (n=1)	<b>0.0%</b> (n=0)

## Occupation: Job Function

**Core 9 & Core 13:** Which of the following best describes the industry and job function of the occupation you do/will hold?

	<b>Undergraduate</b> <i>n=267</i>	<b>Masters</b> <i>n=136</i>	<b>Doctoral/Professional</b> <i>n=84</i>
Healthcare / Health Services	<b>12.7%</b> ( <i>n=34</i> )	<b>7.4%</b> ( <i>n=10</i> )	<b>46.4%</b> ( <i>n=39</i> )
Teaching / Education	<b>4.1%</b> ( <i>n=11</i> )	<b>15.4%</b> ( <i>n=21</i> )	<b>1.2%</b> ( <i>n=1</i> )
Other	<b>4.1%</b> ( <i>n=11</i> )	<b>2.9%</b> ( <i>n=4</i> )	<b>11.9%</b> ( <i>n=10</i> )
Research	<b>3.4%</b> ( <i>n=9</i> )	<b>3.7%</b> ( <i>n=5</i> )	<b>6.0%</b> ( <i>n=5</i> )
Administrative / Support Services	<b>4.9%</b> ( <i>n=13</i> )	<b>2.9%</b> ( <i>n=4</i> )	<b>0.0%</b> ( <i>n=0</i> )
Education & Training	<b>2.2%</b> ( <i>n=6</i> )	<b>5.9%</b> ( <i>n=8</i> )	<b>2.4%</b> ( <i>n=2</i> )
Administration	<b>2.6%</b> ( <i>n=7</i> )	<b>5.1%</b> ( <i>n=7</i> )	<b>2.4%</b> ( <i>n=2</i> )
Analyst	<b>2.2%</b> ( <i>n=6</i> )	<b>6.6%</b> ( <i>n=9</i> )	<b>0.0%</b> ( <i>n=0</i> )
Counseling	<b>0.4%</b> ( <i>n=1</i> )	<b>9.6%</b> ( <i>n=13</i> )	<b>0.0%</b> ( <i>n=0</i> )
Creative / Design	<b>3.7%</b> ( <i>n=10</i> )	<b>2.9%</b> ( <i>n=4</i> )	<b>0.0%</b> ( <i>n=0</i> )
Social Work	<b>1.1%</b> ( <i>n=3</i> )	<b>7.4%</b> ( <i>n=10</i> )	<b>0.0%</b> ( <i>n=0</i> )
Accounting / Auditing	<b>4.1%</b> ( <i>n=11</i> )	<b>0.7%</b> ( <i>n=1</i> )	<b>0.0%</b> ( <i>n=0</i> )
Research & Development	<b>3.4%</b> ( <i>n=9</i> )	<b>0.7%</b> ( <i>n=1</i> )	<b>2.4%</b> ( <i>n=2</i> )
Pharmaceutical / Biotech	<b>0.7%</b> ( <i>n=2</i> )	<b>0.0%</b> ( <i>n=0</i> )	<b>9.5%</b> ( <i>n=8</i> )
Engineering	<b>3.4%</b> ( <i>n=9</i> )	<b>0.0%</b> ( <i>n=0</i> )	<b>1.2%</b> ( <i>n=1</i> )
Human Resources	<b>3.0%</b> ( <i>n=8</i> )	<b>1.5%</b> ( <i>n=2</i> )	<b>0.0%</b> ( <i>n=0</i> )
Therapy	<b>0.0%</b> ( <i>n=0</i> )	<b>0.7%</b> ( <i>n=1</i> )	<b>9.5%</b> ( <i>n=8</i> )
Account Management / Planning	<b>1.5%</b> ( <i>n=4</i> )	<b>2.9%</b> ( <i>n=4</i> )	<b>0.0%</b> ( <i>n=0</i> )
Management	<b>2.2%</b> ( <i>n=6</i> )	<b>1.5%</b> ( <i>n=2</i> )	<b>0.0%</b> ( <i>n=0</i> )
Not Specified	<b>2.2%</b> ( <i>n=6</i> )	<b>0.7%</b> ( <i>n=1</i> )	<b>1.2%</b> ( <i>n=1</i> )

Technician	1.9% (n=5)	1.5% (n=2)	0.0% (n=0)
Information Technology	1.5% (n=4)	2.2% (n=3)	0.0% (n=0)
Law Enforcement / Security	2.2% (n=6)	0.7% (n=1)	0.0% (n=0)
Customer Service	2.2% (n=6)	0.0% (n=0)	0.0% (n=0)
Marketing	1.5% (n=4)	1.5% (n=2)	0.0% (n=0)
Software Development	1.9% (n=5)	0.0% (n=0)	0.0% (n=0)
Database Management	1.1% (n=3)	1.5% (n=2)	0.0% (n=0)
Retail	1.9% (n=5)	0.0% (n=0)	0.0% (n=0)
Sales	1.5% (n=4)	0.7% (n=1)	0.0% (n=0)
Skilled Labor	1.1% (n=3)	0.7% (n=1)	1.2% (n=1)
Law / Legal	1.5% (n=4)	0.0% (n=0)	0.0% (n=0)
Childcare	1.5% (n=4)	0.0% (n=0)	0.0% (n=0)
Finance	1.5% (n=4)	0.0% (n=0)	0.0% (n=0)
Operations	0.7% (n=2)	1.5% (n=2)	0.0% (n=0)
Consulting	1.1% (n=3)	0.7% (n=1)	0.0% (n=0)
Writing & Editing	0.7% (n=2)	1.5% (n=2)	0.0% (n=0)
Interior Design	0.7% (n=2)	0.7% (n=1)	0.0% (n=0)
Advocacy	0.7% (n=2)	0.7% (n=1)	0.0% (n=0)
Library Science	0.0% (n=0)	0.7% (n=1)	2.4% (n=2)
Public Relations / Public Affairs	0.4% (n=1)	0.7% (n=1)	0.0% (n=0)
Training	0.0% (n=0)	0.7% (n=1)	1.2% (n=1)
Editorial	0.4% (n=1)	0.7% (n=1)	0.0% (n=0)
Fundraising / Development	0.4% (n=1)	0.7% (n=1)	0.0% (n=0)
Bookkeeping	0.7% (n=2)	0.0% (n=0)	0.0% (n=0)
Public Administration	0.4% (n=1)	0.7% (n=1)	0.0% (n=0)
Performing / Performance Art	0.0% (n=0)	1.5% (n=2)	0.0% (n=0)
Risk Management / Assessment	0.4% (n=1)	0.0% (n=0)	1.2% (n=1)
Social Media	0.7% (n=2)	0.0% (n=0)	0.0% (n=0)

Photography	<b>0.7%</b> (n=2)	<b>0.0%</b> (n=0)	<b>0.0%</b> (n=0)
Data Entry	<b>0.7%</b> (n=2)	<b>0.0%</b> (n=0)	<b>0.0%</b> (n=0)
Product Management	<b>0.4%</b> (n=1)	<b>0.7%</b> (n=1)	<b>0.0%</b> (n=0)
Project Management	<b>0.4%</b> (n=1)	<b>0.0%</b> (n=0)	<b>0.0%</b> (n=0)
Real Estate	<b>0.4%</b> (n=1)	<b>0.0%</b> (n=0)	<b>0.0%</b> (n=0)
Website Development	<b>0.4%</b> (n=1)	<b>0.0%</b> (n=0)	<b>0.0%</b> (n=0)
Media Production	<b>0.4%</b> (n=1)	<b>0.0%</b> (n=0)	<b>0.0%</b> (n=0)
Criminal Justice	<b>0.4%</b> (n=1)	<b>0.0%</b> (n=0)	<b>0.0%</b> (n=0)
Supply Chain	<b>0.0%</b> (n=0)	<b>0.7%</b> (n=1)	<b>0.0%</b> (n=0)
Construction / Contracting	<b>0.4%</b> (n=1)	<b>0.0%</b> (n=0)	<b>0.0%</b> (n=0)
Event Planning	<b>0.4%</b> (n=1)	<b>0.0%</b> (n=0)	<b>0.0%</b> (n=0)
Programming / Software Development	<b>0.4%</b> (n=1)	<b>0.0%</b> (n=0)	<b>0.0%</b> (n=0)
Reporting	<b>0.4%</b> (n=1)	<b>0.0%</b> (n=0)	<b>0.0%</b> (n=0)
Restaurant Management / Food Service	<b>0.4%</b> (n=1)	<b>0.0%</b> (n=0)	<b>0.0%</b> (n=0)
Manufacturing / Mechanical	<b>0.4%</b> (n=1)	<b>0.0%</b> (n=0)	<b>0.0%</b> (n=0)
Distribution	<b>0.4%</b> (n=1)	<b>0.0%</b> (n=0)	<b>0.0%</b> (n=0)
Banking	<b>0.4%</b> (n=1)	<b>0.0%</b> (n=0)	<b>0.0%</b> (n=0)
Coaching	<b>0.4%</b> (n=1)	<b>0.0%</b> (n=0)	<b>0.0%</b> (n=0)
Hotel / Hospitality	<b>0.4%</b> (n=1)	<b>0.0%</b> (n=0)	<b>0.0%</b> (n=0)
Curation and Preservation	<b>0.4%</b> (n=1)	<b>0.0%</b> (n=0)	<b>0.0%</b> (n=0)
Domestic Care / Services	<b>0.4%</b> (n=1)	<b>0.0%</b> (n=0)	<b>0.0%</b> (n=0)
Information Management	<b>0.4%</b> (n=1)	<b>0.0%</b> (n=0)	<b>0.0%</b> (n=0)
Volunteer	<b>0.4%</b> (n=1)	<b>0.0%</b> (n=0)	<b>0.0%</b> (n=0)

## Occupation

**Core 10 & Core 14:** Please enter the location of your occupation.

	<b>Undergraduate</b> <i>n=263</i>	<b>Masters</b> <i>n=132</i>	<b>Doctoral/Professional</b> <i>n=87</i>
VA	<b>79.8%</b> ( <i>n=210</i> )	<b>79.5%</b> ( <i>n=105</i> )	<b>56.3%</b> ( <i>n=49</i> )
NC	<b>4.2%</b> ( <i>n=11</i> )	<b>1.5%</b> ( <i>n=2</i> )	<b>5.7%</b> ( <i>n=5</i> )
DC	<b>4.2%</b> ( <i>n=11</i> )	<b>3.0%</b> ( <i>n=4</i> )	<b>1.1%</b> ( <i>n=1</i> )
MD	<b>3.4%</b> ( <i>n=9</i> )	<b>0.8%</b> ( <i>n=1</i> )	<b>5.7%</b> ( <i>n=5</i> )
NY	<b>1.9%</b> ( <i>n=5</i> )	<b>3.0%</b> ( <i>n=4</i> )	<b>2.3%</b> ( <i>n=2</i> )
IL	<b>0.8%</b> ( <i>n=2</i> )	<b>1.5%</b> ( <i>n=2</i> )	<b>2.3%</b> ( <i>n=2</i> )
CA	<b>0.8%</b> ( <i>n=2</i> )	<b>1.5%</b> ( <i>n=2</i> )	<b>1.1%</b> ( <i>n=1</i> )
PA	<b>0.0%</b> ( <i>n=0</i> )	<b>1.5%</b> ( <i>n=2</i> )	<b>3.4%</b> ( <i>n=3</i> )
OH	<b>0.0%</b> ( <i>n=0</i> )	<b>1.5%</b> ( <i>n=2</i> )	<b>2.3%</b> ( <i>n=2</i> )
TN	<b>0.8%</b> ( <i>n=2</i> )	<b>0.0%</b> ( <i>n=0</i> )	<b>2.3%</b> ( <i>n=2</i> )
TX	<b>1.1%</b> ( <i>n=3</i> )	<b>0.8%</b> ( <i>n=1</i> )	<b>0.0%</b> ( <i>n=0</i> )
GA	<b>0.8%</b> ( <i>n=2</i> )	<b>1.5%</b> ( <i>n=2</i> )	<b>0.0%</b> ( <i>n=0</i> )
FL	<b>1.1%</b> ( <i>n=3</i> )	<b>0.0%</b> ( <i>n=0</i> )	<b>0.0%</b> ( <i>n=0</i> )
MN	<b>0.0%</b> ( <i>n=0</i> )	<b>0.8%</b> ( <i>n=1</i> )	<b>2.3%</b> ( <i>n=2</i> )
SC	<b>0.0%</b> ( <i>n=0</i> )	<b>0.0%</b> ( <i>n=0</i> )	<b>2.3%</b> ( <i>n=2</i> )
UT	<b>0.4%</b> ( <i>n=1</i> )	<b>0.8%</b> ( <i>n=1</i> )	<b>0.0%</b> ( <i>n=0</i> )
CO	<b>0.4%</b> ( <i>n=1</i> )	<b>0.0%</b> ( <i>n=0</i> )	<b>1.1%</b> ( <i>n=1</i> )
WA	<b>0.0%</b> ( <i>n=0</i> )	<b>0.8%</b> ( <i>n=1</i> )	<b>1.1%</b> ( <i>n=1</i> )
MO	<b>0.0%</b> ( <i>n=0</i> )	<b>0.0%</b> ( <i>n=0</i> )	<b>2.3%</b> ( <i>n=2</i> )
MA	<b>0.4%</b> ( <i>n=1</i> )	<b>0.0%</b> ( <i>n=0</i> )	<b>1.1%</b> ( <i>n=1</i> )

RI	<b>0.0%</b> (n=0)	<b>0.0%</b> (n=0)	<b>1.1%</b> (n=1)
KY	<b>0.0%</b> (n=0)	<b>0.0%</b> (n=0)	<b>1.1%</b> (n=1)
CT	<b>0.0%</b> (n=0)	<b>0.8%</b> (n=1)	<b>0.0%</b> (n=0)
IA	<b>0.0%</b> (n=0)	<b>0.0%</b> (n=0)	<b>1.1%</b> (n=1)
AZ	<b>0.0%</b> (n=0)	<b>0.0%</b> (n=0)	<b>1.1%</b> (n=1)
OR	<b>0.0%</b> (n=0)	<b>0.0%</b> (n=0)	<b>1.1%</b> (n=1)
ID	<b>0.0%</b> (n=0)	<b>0.0%</b> (n=0)	<b>1.1%</b> (n=1)
NM	<b>0.0%</b> (n=0)	<b>0.8%</b> (n=1)	<b>0.0%</b> (n=0)



## Occupation

**Core 15:** Which of these best describes your primary reason for being unemployed or not seeking employment?

	<b>Undergraduate</b> <i>n=74</i>	<b>Masters</b> <i>n=24</i>	<b>Doctoral/Professional</b> <i>n=10</i>
Family or personal reasons	<b>9.5%</b> ( <i>n=7</i> )	<b>0.0%</b> ( <i>n=0</i> )	<b>20.0%</b> ( <i>n=2</i> )
Enrolled / Enrolling in a degree or certificate program	<b>9.5%</b> ( <i>n=7</i> )	<b>0.0%</b> ( <i>n=0</i> )	<b>20.0%</b> ( <i>n=2</i> )
Unable to find employment related to career goals or area of study	<b>31.1%</b> ( <i>n=23</i> )	<b>50.0%</b> ( <i>n=12</i> )	<b>20.0%</b> ( <i>n=2</i> )
Unable to find employment at a sufficient level of pay	<b>8.1%</b> ( <i>n=6</i> )	<b>0.0%</b> ( <i>n=0</i> )	<b>10.0%</b> ( <i>n=1</i> )
Unable to find employment where I live or want to live	<b>9.5%</b> ( <i>n=7</i> )	<b>16.7%</b> ( <i>n=4</i> )	<b>0.0%</b> ( <i>n=0</i> )
Unable to find any employment	<b>14.9%</b> ( <i>n=11</i> )	<b>8.3%</b> ( <i>n=2</i> )	<b>30.0%</b> ( <i>n=3</i> )
I'd rather not answer	<b>2.7%</b> ( <i>n=2</i> )	<b>0.0%</b> ( <i>n=0</i> )	<b>0.0%</b> ( <i>n=0</i> )
Other	<b>14.9%</b> ( <i>n=11</i> )	<b>25.0%</b> ( <i>n=6</i> )	<b>0.0%</b> ( <i>n=0</i> )

## Occupation

**Core 16:** Have you received any offers for employment that you did not accept?

	<b>Undergraduate</b> <i>n=75</i>	<b>Masters</b> <i>n=24</i>	<b>Doctoral/Professional</b> <i>n=10</i>
No	<b>80.0%</b> ( <i>n=60</i> )	<b>75.0%</b> ( <i>n=18</i> )	<b>70.0%</b> ( <i>n=7</i> )
Yes	<b>16.0%</b> ( <i>n=12</i> )	<b>25.0%</b> ( <i>n=6</i> )	<b>20.0%</b> ( <i>n=2</i> )
I'd rather not answer	<b>4.0%</b> ( <i>n=3</i> )	<b>0.0%</b> ( <i>n=0</i> )	<b>10.0%</b> ( <i>n=1</i> )

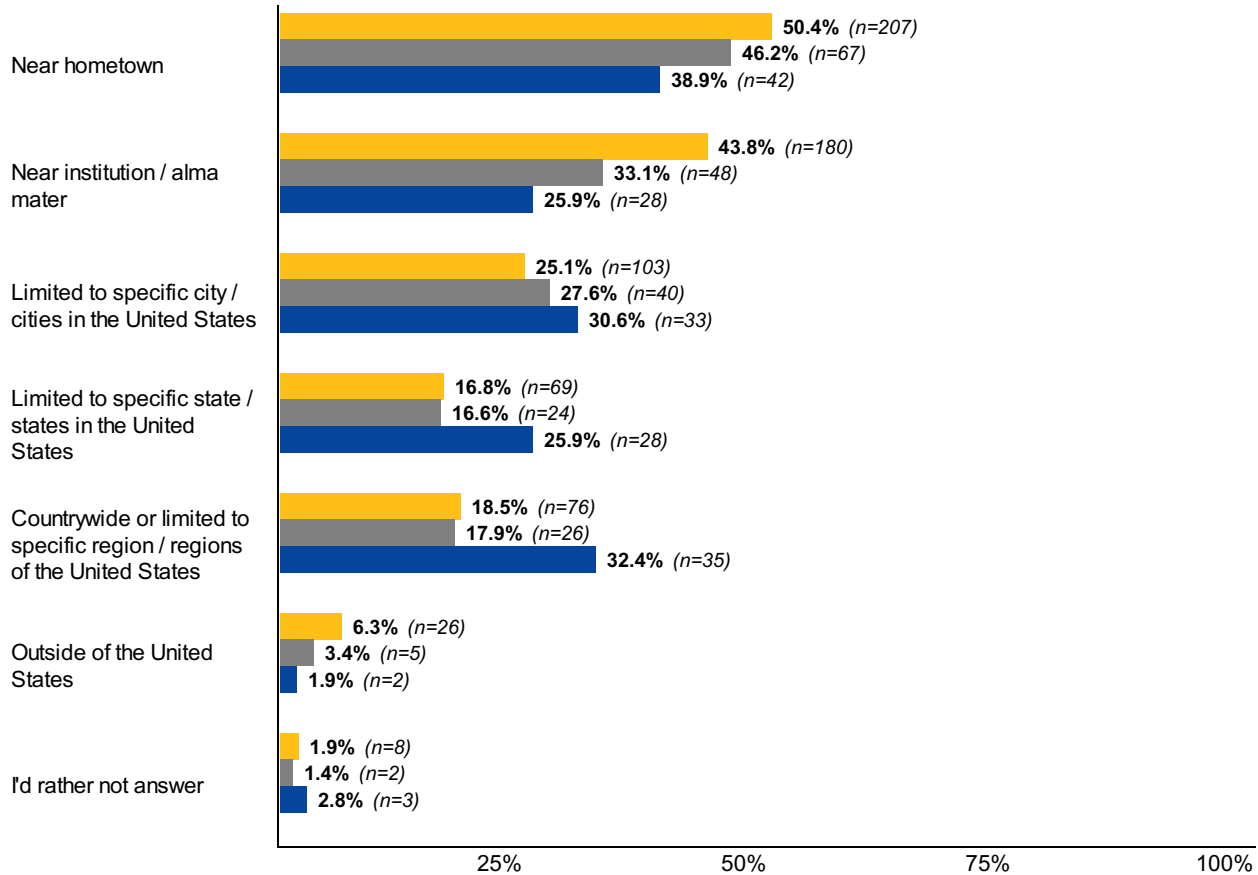
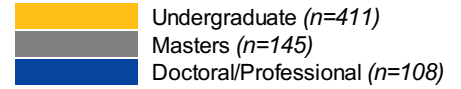
## Occupation

**Core 17:** Which of these best describe your reason(s) for not accepting your offer(s)? (Select all that apply)

	<b>Undergraduate</b> <i>n=14</i>	<b>Masters</b> <i>n=6</i>	<b>Doctoral/Professional</b> <i>n=2</i>
Considering other offers / opportunities	<b>50.0%</b> ( <i>n=7</i> )	<b>50.0%</b> ( <i>n=3</i> )	<b>0.0%</b> ( <i>n=0</i> )
Position had insufficient level of pay	<b>42.9%</b> ( <i>n=6</i> )	<b>33.3%</b> ( <i>n=2</i> )	<b>0.0%</b> ( <i>n=0</i> )
Position unrelated to career goals or area of study	<b>28.6%</b> ( <i>n=4</i> )	<b>16.7%</b> ( <i>n=1</i> )	<b>50.0%</b> ( <i>n=1</i> )
Organization or position fit unacceptable	<b>28.6%</b> ( <i>n=4</i> )	<b>0.0%</b> ( <i>n=0</i> )	<b>0.0%</b> ( <i>n=0</i> )
Position not located where I live or want to live	<b>14.3%</b> ( <i>n=2</i> )	<b>16.7%</b> ( <i>n=1</i> )	<b>0.0%</b> ( <i>n=0</i> )
Other	<b>7.1%</b> ( <i>n=1</i> )	<b>16.7%</b> ( <i>n=1</i> )	<b>0.0%</b> ( <i>n=0</i> )
Family or personal reasons	<b>0.0%</b> ( <i>n=0</i> )	<b>16.7%</b> ( <i>n=1</i> )	<b>50.0%</b> ( <i>n=1</i> )
Enrolled / Enrolling in a degree program	<b>7.1%</b> ( <i>n=1</i> )	<b>0.0%</b> ( <i>n=0</i> )	<b>0.0%</b> ( <i>n=0</i> )

## Occupation

**Core 18:** Where geographically did you look when searching for your post-graduation occupation? (Select all that apply)



## Additional Education Enrollment

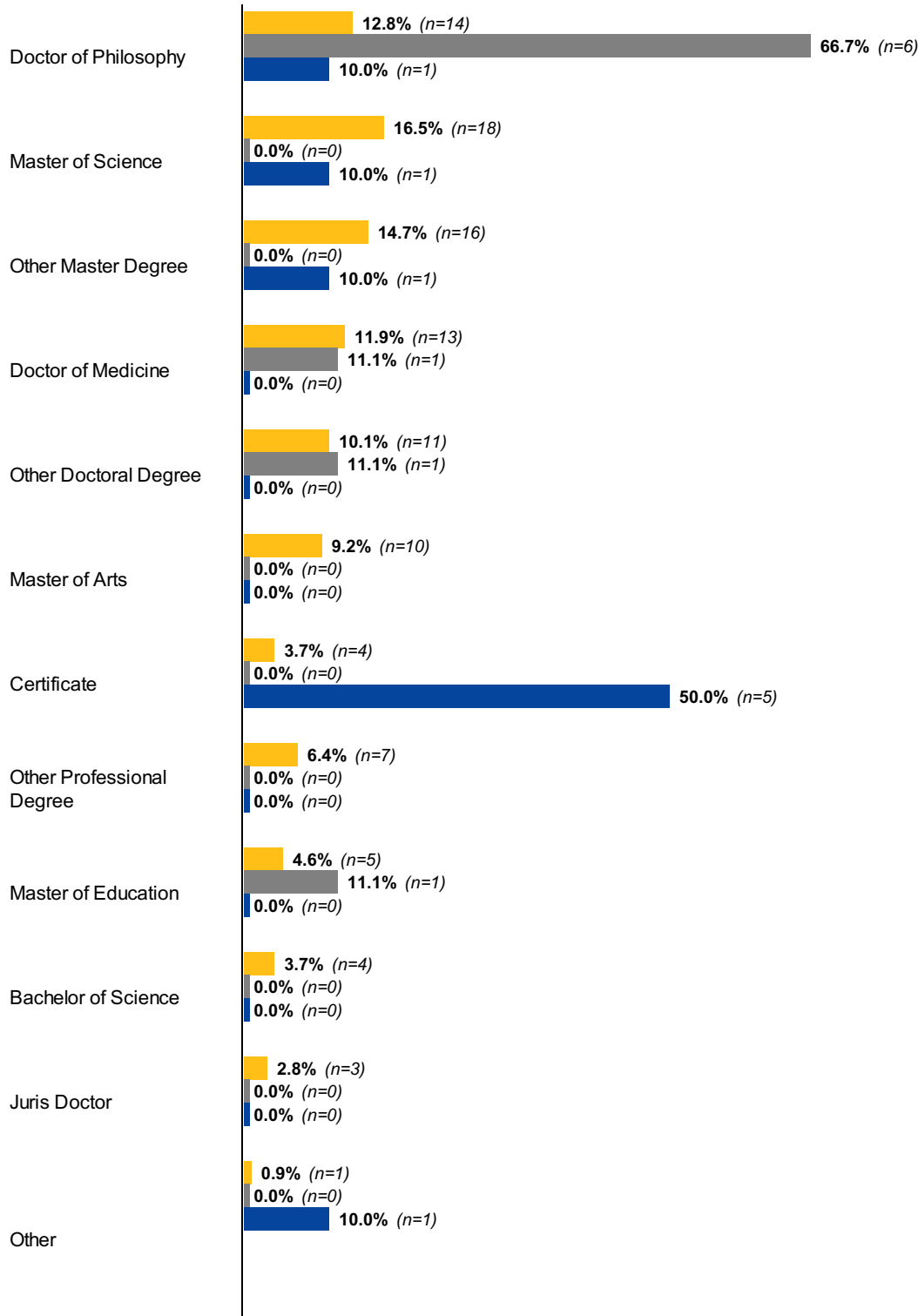
**Core 20:** Please answer each of the items below concerning the additional education you are pursuing.

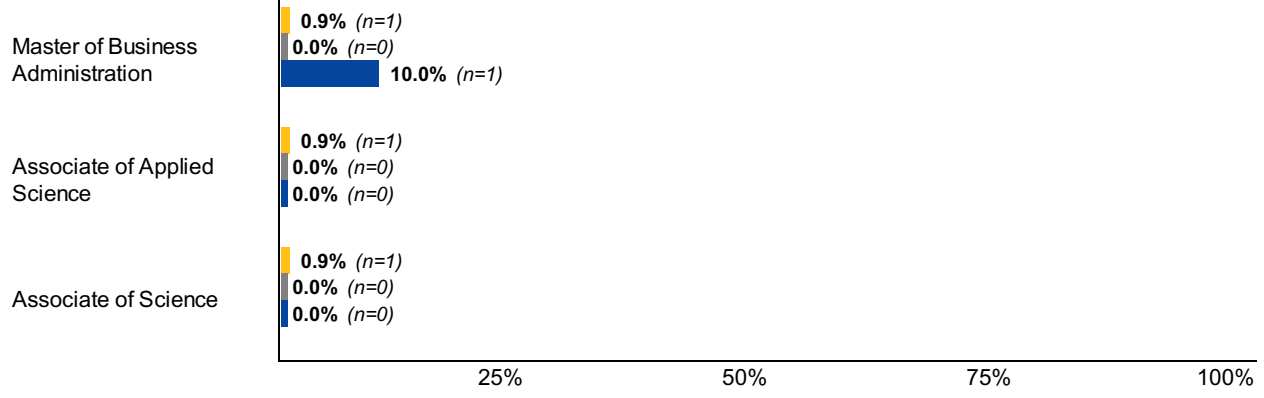
	<b>Undergraduate</b> <i>n=113</i>	<b>Masters</b> <i>n=9</i>	<b>Doctoral/Professional</b> <i>n=9</i>
Health professions and related programs	<b>29.2%</b> ( <i>n=33</i> )	<b>0.0%</b> ( <i>n=0</i> )	<b>55.6%</b> ( <i>n=5</i> )
Biological and biomedical sciences	<b>10.6%</b> ( <i>n=12</i> )	<b>22.2%</b> ( <i>n=2</i> )	<b>11.1%</b> ( <i>n=1</i> )
Social sciences	<b>10.6%</b> ( <i>n=12</i> )	<b>11.1%</b> ( <i>n=1</i> )	<b>0.0%</b> ( <i>n=0</i> )
Education	<b>6.2%</b> ( <i>n=7</i> )	<b>33.3%</b> ( <i>n=3</i> )	<b>0.0%</b> ( <i>n=0</i> )
Other	<b>7.1%</b> ( <i>n=8</i> )	<b>0.0%</b> ( <i>n=0</i> )	<b>22.2%</b> ( <i>n=2</i> )
Engineering	<b>7.1%</b> ( <i>n=8</i> )	<b>11.1%</b> ( <i>n=1</i> )	<b>0.0%</b> ( <i>n=0</i> )
Psychology	<b>3.5%</b> ( <i>n=4</i> )	<b>0.0%</b> ( <i>n=0</i> )	<b>11.1%</b> ( <i>n=1</i> )
Business, management, marketing, and related support services	<b>4.4%</b> ( <i>n=5</i> )	<b>0.0%</b> ( <i>n=0</i> )	<b>0.0%</b> ( <i>n=0</i> )
Visual and performing arts	<b>2.7%</b> ( <i>n=3</i> )	<b>11.1%</b> ( <i>n=1</i> )	<b>0.0%</b> ( <i>n=0</i> )
Public administration and social service professions	<b>3.5%</b> ( <i>n=4</i> )	<b>0.0%</b> ( <i>n=0</i> )	<b>0.0%</b> ( <i>n=0</i> )
Legal professions and studies	<b>3.5%</b> ( <i>n=4</i> )	<b>0.0%</b> ( <i>n=0</i> )	<b>0.0%</b> ( <i>n=0</i> )
English language and literature / letters	<b>2.7%</b> ( <i>n=3</i> )	<b>0.0%</b> ( <i>n=0</i> )	<b>0.0%</b> ( <i>n=0</i> )
Communication, journalism, and related programs	<b>1.8%</b> ( <i>n=2</i> )	<b>0.0%</b> ( <i>n=0</i> )	<b>0.0%</b> ( <i>n=0</i> )
Engineering technologies and engineering-related fields	<b>1.8%</b> ( <i>n=2</i> )	<b>0.0%</b> ( <i>n=0</i> )	<b>0.0%</b> ( <i>n=0</i> )
Physical sciences	<b>1.8%</b> ( <i>n=2</i> )	<b>0.0%</b> ( <i>n=0</i> )	<b>0.0%</b> ( <i>n=0</i> )
Mathematics and statistics	<b>1.8%</b> ( <i>n=2</i> )	<b>0.0%</b> ( <i>n=0</i> )	<b>0.0%</b> ( <i>n=0</i> )
History	<b>0.9%</b> ( <i>n=1</i> )	<b>0.0%</b> ( <i>n=0</i> )	<b>0.0%</b> ( <i>n=0</i> )
Homeland security / law enforcement / firefighting / related protective services	<b>0.9%</b> ( <i>n=1</i> )	<b>0.0%</b> ( <i>n=0</i> )	<b>0.0%</b> ( <i>n=0</i> )
Science technologies / technicians	<b>0.0%</b> ( <i>n=0</i> )	<b>11.1%</b> ( <i>n=1</i> )	<b>0.0%</b> ( <i>n=0</i> )

## Additional Education Enrollment

**Core 21:** What additional degree are you seeking post-graduation?

Undergraduate (n=109)  
 Masters (n=9)  
 Doctoral/Professional (n=10)





## Military Service

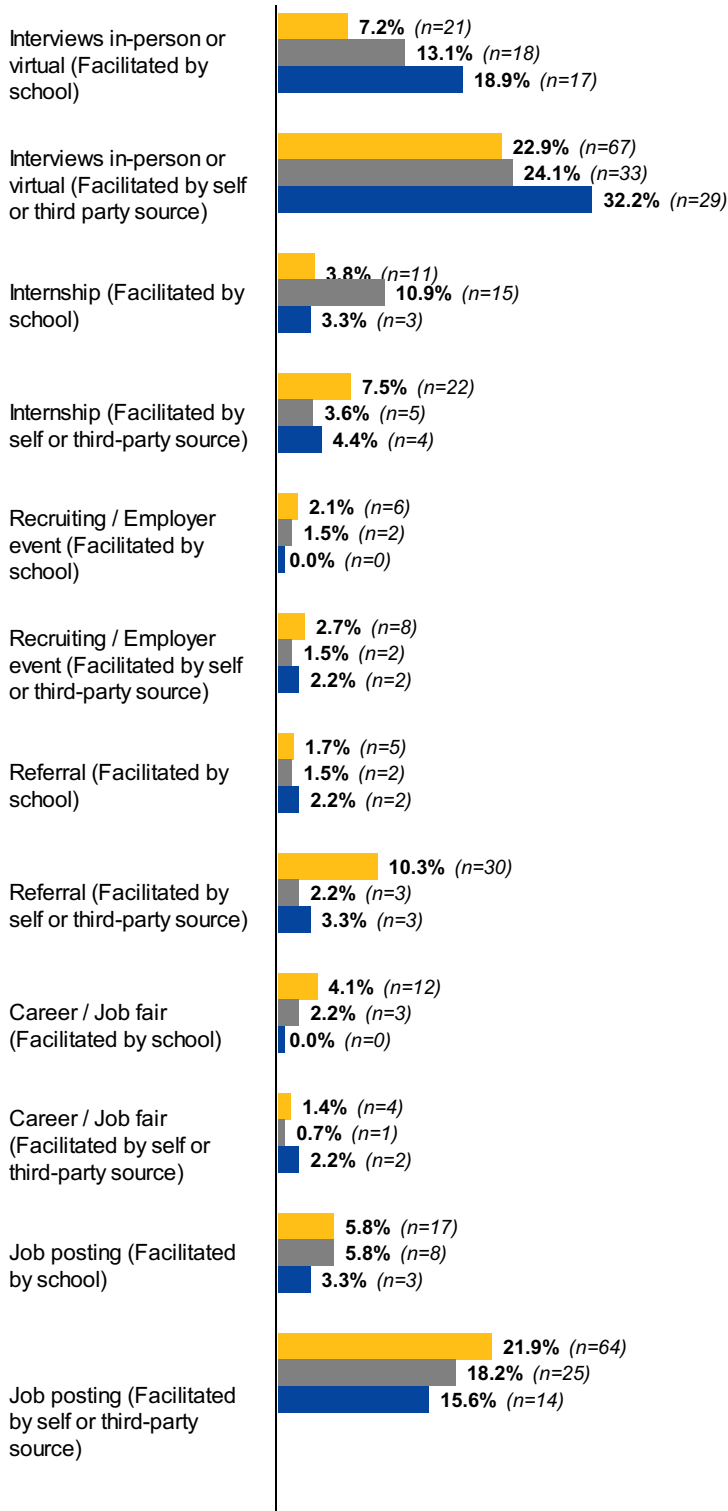
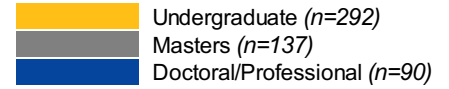
**Core 24:** In which branch of the military are you serving?

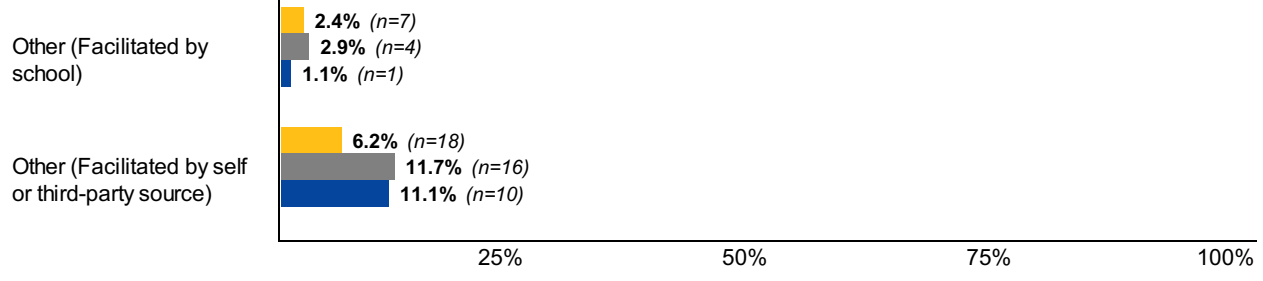
	<b>Undergraduate</b> <i>n=2</i>	<b>Masters</b> <i>n=0</i>	<b>Doctoral/Professional</b> <i>n=1</i>
Army	<b>100.0%</b> ( <i>n=2</i> )	<b>0.0%</b> ( <i>n=0</i> )	<b>100.0%</b> ( <i>n=1</i> )
Air Force	<b>0.0%</b> ( <i>n=0</i> )	<b>0.0%</b> ( <i>n=0</i> )	<b>0.0%</b> ( <i>n=0</i> )
Coast Guard	<b>0.0%</b> ( <i>n=0</i> )	<b>0.0%</b> ( <i>n=0</i> )	<b>0.0%</b> ( <i>n=0</i> )
Marines	<b>0.0%</b> ( <i>n=0</i> )	<b>0.0%</b> ( <i>n=0</i> )	<b>0.0%</b> ( <i>n=0</i> )
Navy	<b>0.0%</b> ( <i>n=0</i> )	<b>0.0%</b> ( <i>n=0</i> )	<b>0.0%</b> ( <i>n=0</i> )
I'd rather not answer	<b>0.0%</b> ( <i>n=0</i> )	<b>0.0%</b> ( <i>n=0</i> )	<b>0.0%</b> ( <i>n=0</i> )



## Engagement

**Engagement 47:** Please indicate the primary job search activity that led to the job you accepted or hold. (Select one)

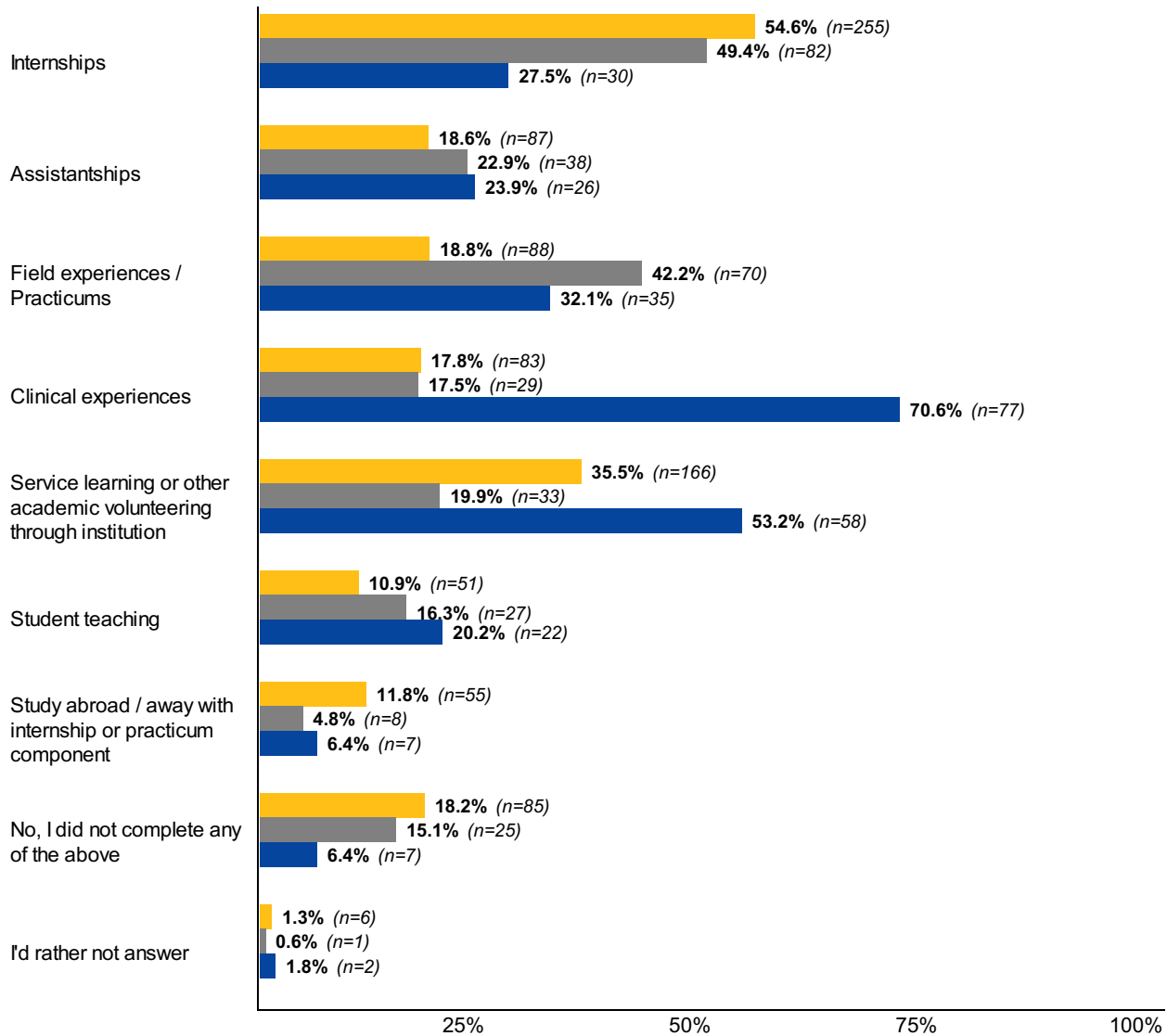




## Engagement

**Experiential 49:** Did you complete any of the following while working on your degree? (Select all that apply)

Undergraduate (*n*=467)  
 Masters (*n*=166)  
 Doctoral/Professional (*n*=109)



## Internships

**Experiential 51:** How many internships did you complete?

	<b>Undergraduate</b> <i>n=252</i>	<b>Masters</b> <i>n=81</i>	<b>Doctoral/Professional</b> <i>n=28</i>
1	<b>45.2%</b> ( <i>n=114</i> )	<b>44.4%</b> ( <i>n=36</i> )	<b>28.6%</b> ( <i>n=8</i> )
2	<b>31.7%</b> ( <i>n=80</i> )	<b>37.0%</b> ( <i>n=30</i> )	<b>21.4%</b> ( <i>n=6</i> )
3	<b>9.9%</b> ( <i>n=25</i> )	<b>4.9%</b> ( <i>n=4</i> )	<b>7.1%</b> ( <i>n=2</i> )
4	<b>4.0%</b> ( <i>n=10</i> )	<b>4.9%</b> ( <i>n=4</i> )	<b>7.1%</b> ( <i>n=2</i> )
5	<b>0.4%</b> ( <i>n=1</i> )	<b>1.2%</b> ( <i>n=1</i> )	<b>10.7%</b> ( <i>n=3</i> )
More than 5	<b>0.4%</b> ( <i>n=1</i> )	<b>0.0%</b> ( <i>n=0</i> )	<b>17.9%</b> ( <i>n=5</i> )
Other	<b>8.3%</b> ( <i>n=21</i> )	<b>7.4%</b> ( <i>n=6</i> )	<b>7.1%</b> ( <i>n=2</i> )

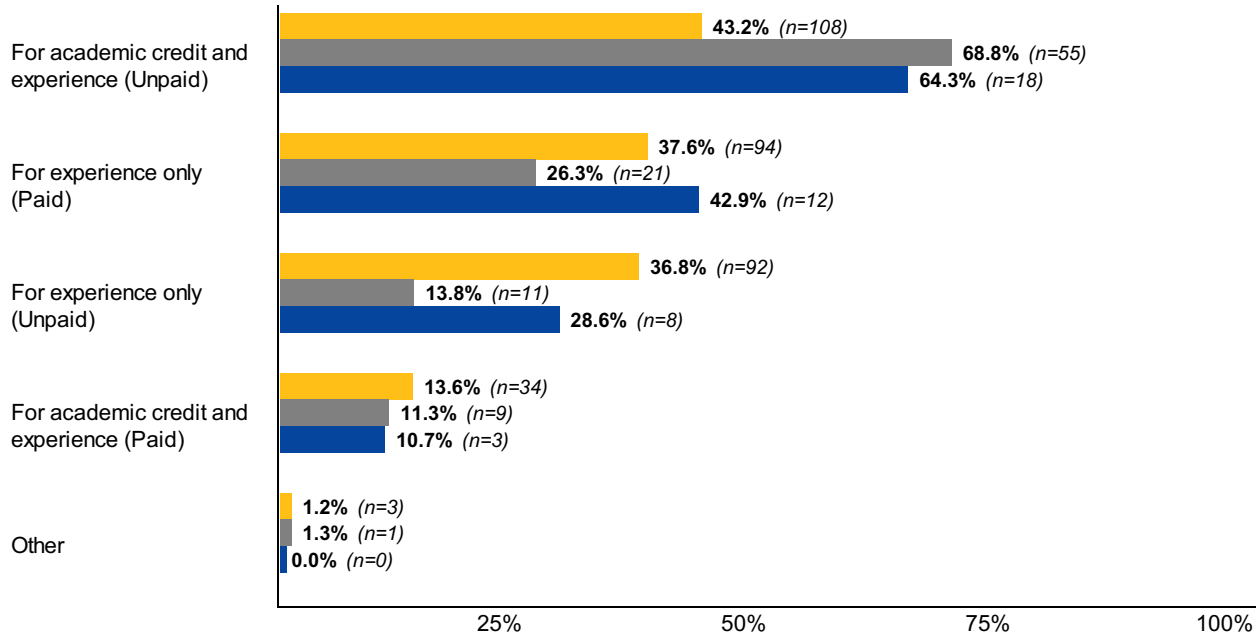
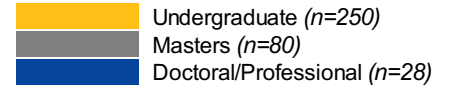
## Internships

**Experiential 52:** Please indicate if these experiences were full or part-time. (Select all that apply)

	<b>Undergraduate</b> <i>n=250</i>	<b>Masters</b> <i>n=80</i>	<b>Doctoral/Professional</b> <i>n=28</i>
Part-time	<b>76.4%</b> ( <i>n=191</i> )	<b>63.8%</b> ( <i>n=51</i> )	<b>67.9%</b> ( <i>n=19</i> )
Full-time	<b>34.8%</b> ( <i>n=87</i> )	<b>47.5%</b> ( <i>n=38</i> )	<b>46.4%</b> ( <i>n=13</i> )

## Internships

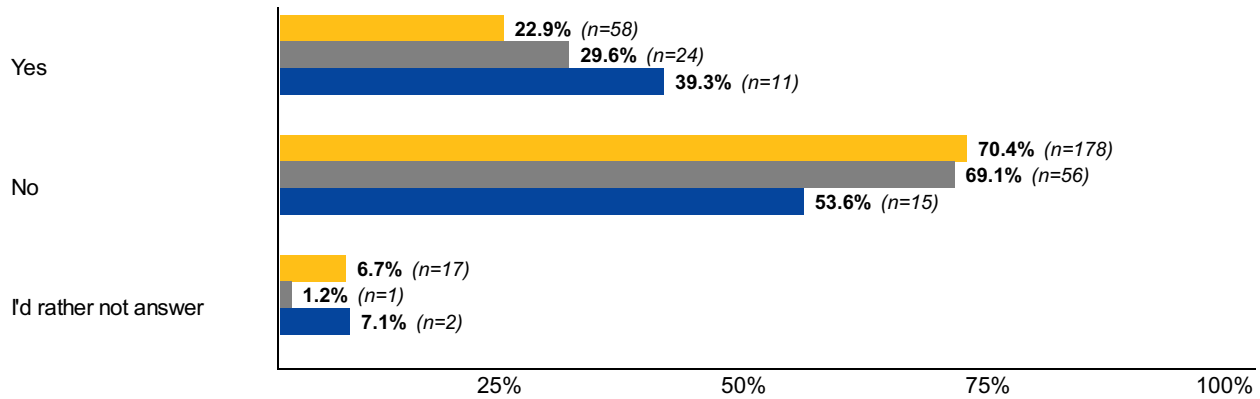
**Experiential 53:** What types of internships did you complete? (Select all that apply)



## Internships

**Experiential 54:** Were you offered full-time employment as result of any of your internships?

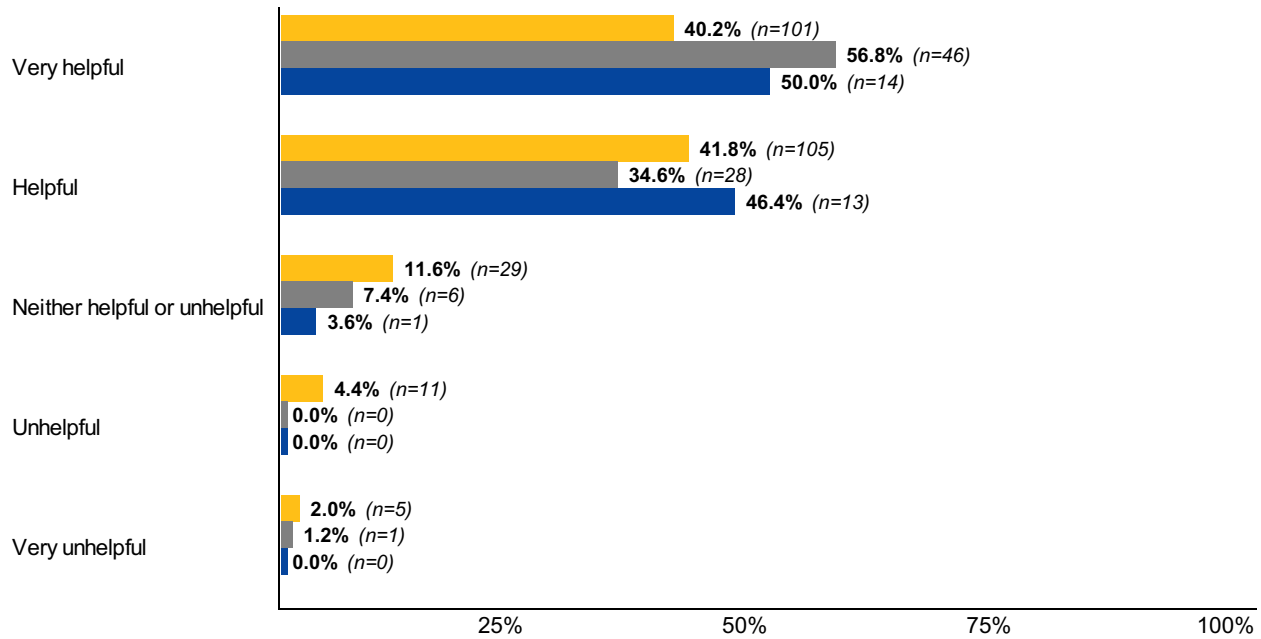
Undergraduate (*n*=253)  
Masters (*n*=81)  
Doctoral/Professional (*n*=28)



## Internships

**Experiential 55:** Overall, how helpful were your internships in preparing you for the workplace/your career?

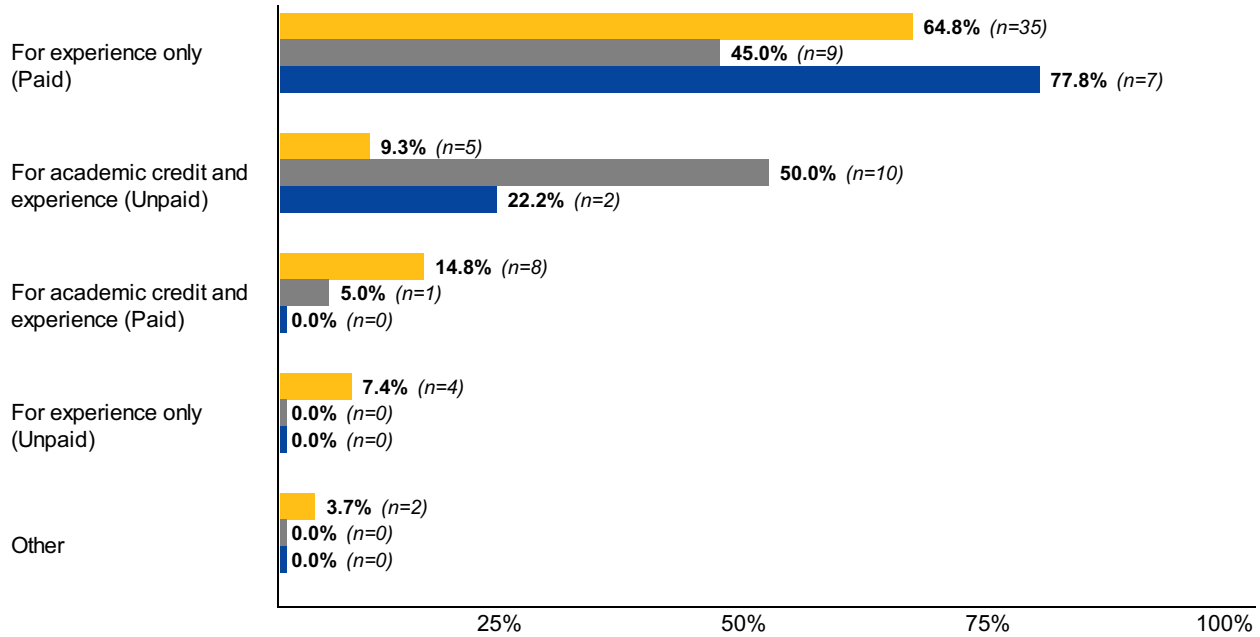
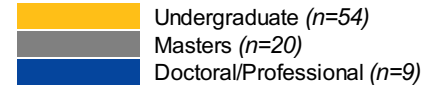
■ Undergraduate (*n*=251)  
■ Masters (*n*=81)  
■ Doctoral/Professional (*n*=28)





## Internships

**Experiential 57:** What type of internship was this?



## Service learning and other academic volunteer experiences

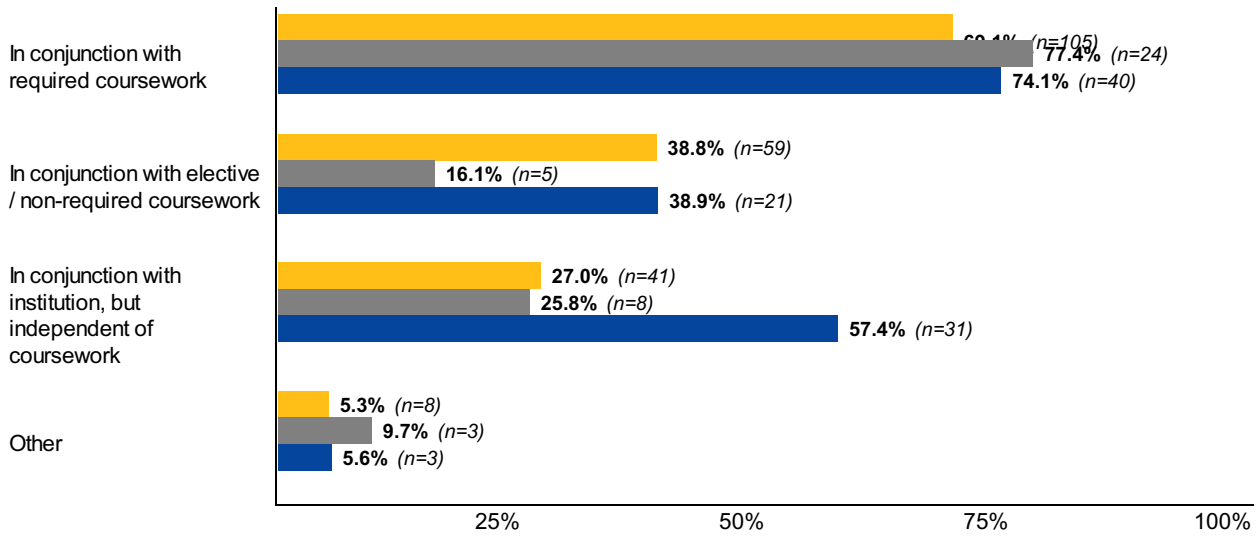
**Experiential 65:** How many service learning or other academic volunteer experiences did you complete?

	<b>Undergraduate</b> <i>n=158</i>	<b>Masters</b> <i>n=32</i>	<b>Doctoral/Professional</b> <i>n=55</i>
1	<b>36.7%</b> ( <i>n=58</i> )	<b>43.8%</b> ( <i>n=14</i> )	<b>14.5%</b> ( <i>n=8</i> )
2	<b>25.3%</b> ( <i>n=40</i> )	<b>28.1%</b> ( <i>n=9</i> )	<b>16.4%</b> ( <i>n=9</i> )
3	<b>17.7%</b> ( <i>n=28</i> )	<b>12.5%</b> ( <i>n=4</i> )	<b>21.8%</b> ( <i>n=12</i> )
4	<b>3.8%</b> ( <i>n=6</i> )	<b>6.3%</b> ( <i>n=2</i> )	<b>0.0%</b> ( <i>n=0</i> )
5	<b>1.3%</b> ( <i>n=2</i> )	<b>0.0%</b> ( <i>n=0</i> )	<b>1.8%</b> ( <i>n=1</i> )
More than 5	<b>13.9%</b> ( <i>n=22</i> )	<b>9.4%</b> ( <i>n=3</i> )	<b>40.0%</b> ( <i>n=22</i> )
Other	<b>1.3%</b> ( <i>n=2</i> )	<b>0.0%</b> ( <i>n=0</i> )	<b>5.5%</b> ( <i>n=3</i> )

## Service learning and other academic volunteer experiences

**Experiential 67:** What types of service learning or other academic volunteer experiences did you complete? (Select all that apply)

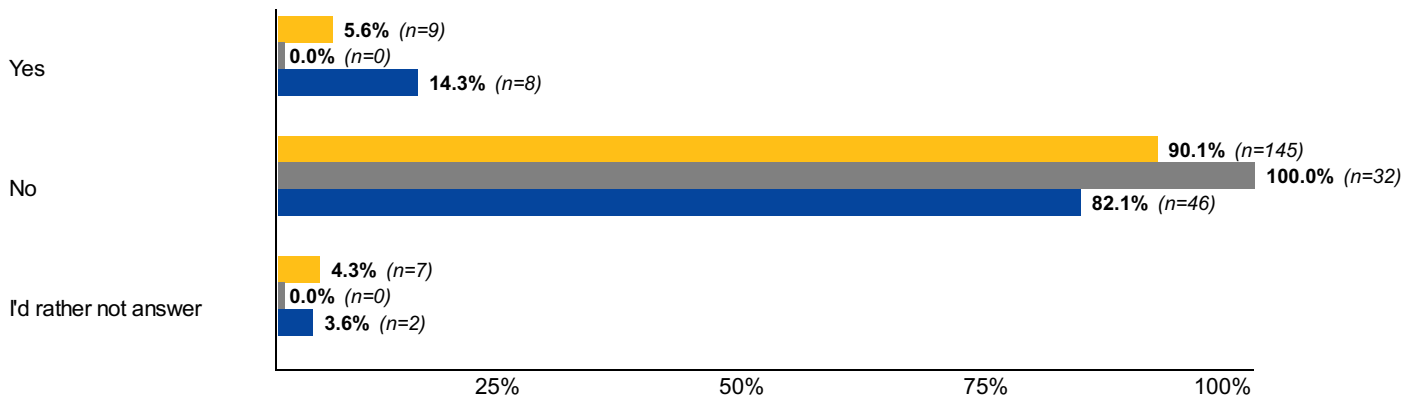
■ Undergraduate (n=152)  
■ Masters (n=31)  
■ Doctoral/Professional (n=54)



## Service learning and other academic volunteer experiences

**Experiential 68:** Were you offered full-time employment as result of any of your service learning or other academic volunteer experiences?

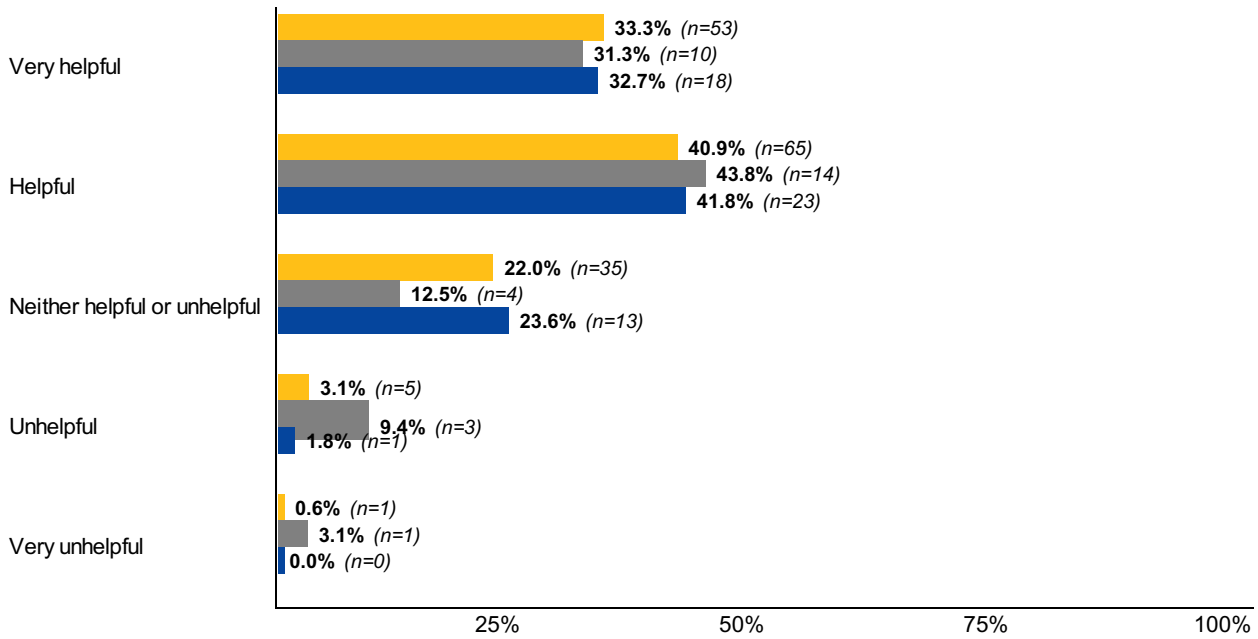
■ Undergraduate (*n*=161)  
■ Masters (*n*=32)  
■ Doctoral/Professional (*n*=56)



## Service learning and other academic volunteer experiences

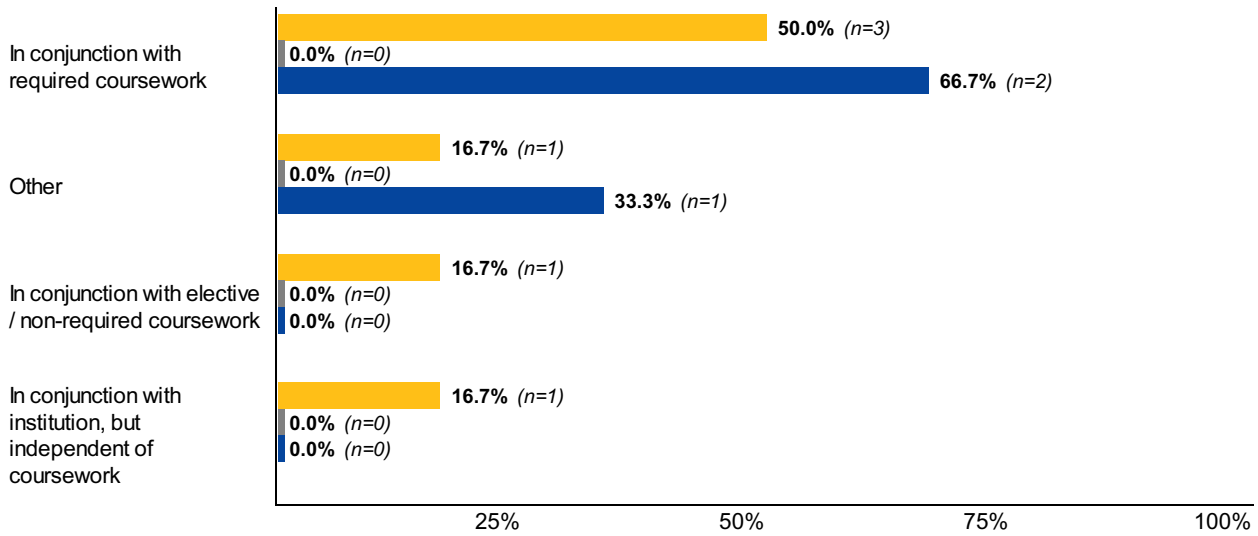
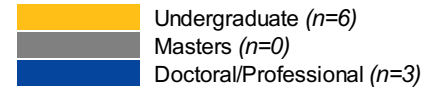
**Experiential 69:** How helpful were your service learning or other academic volunteer experiences in preparing you for the workplace/your career?

Undergraduate (*n*=159)  
 Masters (*n*=32)  
 Doctoral/Professional (*n*=55)



## Service learning and other academic volunteer experiences

**Experiential 71:** What type of service learning or other academic volunteer experience was this?



## Assistantships

**Experiential 72:** How many assistantships did you complete?

	<b>Undergraduate</b> <i>n=75</i>	<b>Masters</b> <i>n=37</i>	<b>Doctoral/Professional</b> <i>n=25</i>
1	<b>57.3%</b> ( <i>n=43</i> )	<b>54.1%</b> ( <i>n=20</i> )	<b>48.0%</b> ( <i>n=12</i> )
2	<b>26.7%</b> ( <i>n=20</i> )	<b>27.0%</b> ( <i>n=10</i> )	<b>8.0%</b> ( <i>n=2</i> )
3	<b>5.3%</b> ( <i>n=4</i> )	<b>5.4%</b> ( <i>n=2</i> )	<b>0.0%</b> ( <i>n=0</i> )
4	<b>4.0%</b> ( <i>n=3</i> )	<b>5.4%</b> ( <i>n=2</i> )	<b>8.0%</b> ( <i>n=2</i> )
5	<b>0.0%</b> ( <i>n=0</i> )	<b>0.0%</b> ( <i>n=0</i> )	<b>12.0%</b> ( <i>n=3</i> )
More than 5	<b>2.7%</b> ( <i>n=2</i> )	<b>5.4%</b> ( <i>n=2</i> )	<b>12.0%</b> ( <i>n=3</i> )
Other	<b>4.0%</b> ( <i>n=3</i> )	<b>2.7%</b> ( <i>n=1</i> )	<b>12.0%</b> ( <i>n=3</i> )

## Assistantships

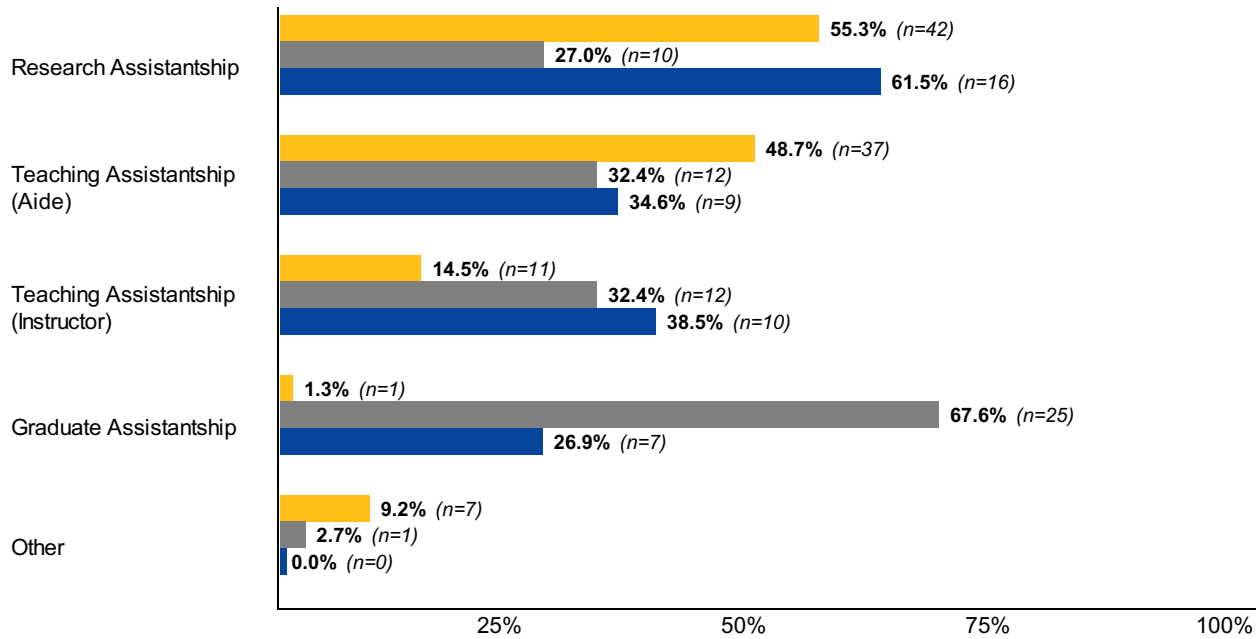
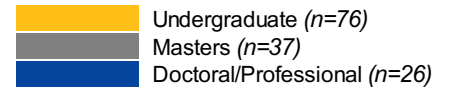
**Experiential 73:** Please indicate if these experiences were full or part-time. (Select all that apply)

	<b>Undergraduate</b> <i>n=75</i>	<b>Masters</b> <i>n=37</i>	<b>Doctoral/Professional</b> <i>n=26</i>
Part-time	<b>93.3%</b> ( <i>n=70</i> )	<b>91.9%</b> ( <i>n=34</i> )	<b>84.6%</b> ( <i>n=22</i> )
Full-time	<b>13.3%</b> ( <i>n=10</i> )	<b>13.5%</b> ( <i>n=5</i> )	<b>19.2%</b> ( <i>n=5</i> )



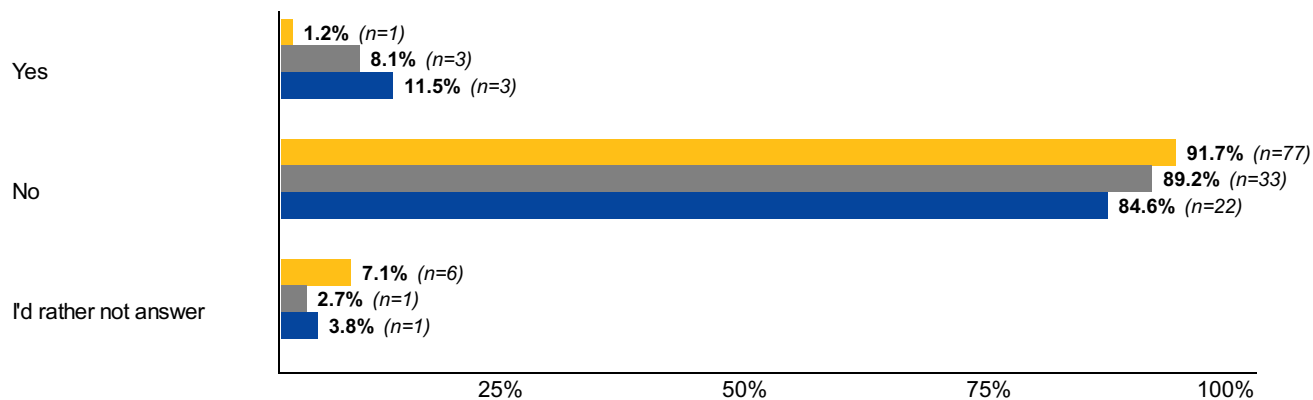
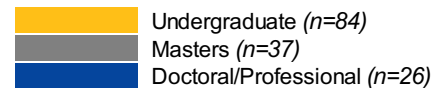
## Assistantships

**Experiential 74:** What types of assistantships did you complete? (Select all that apply)



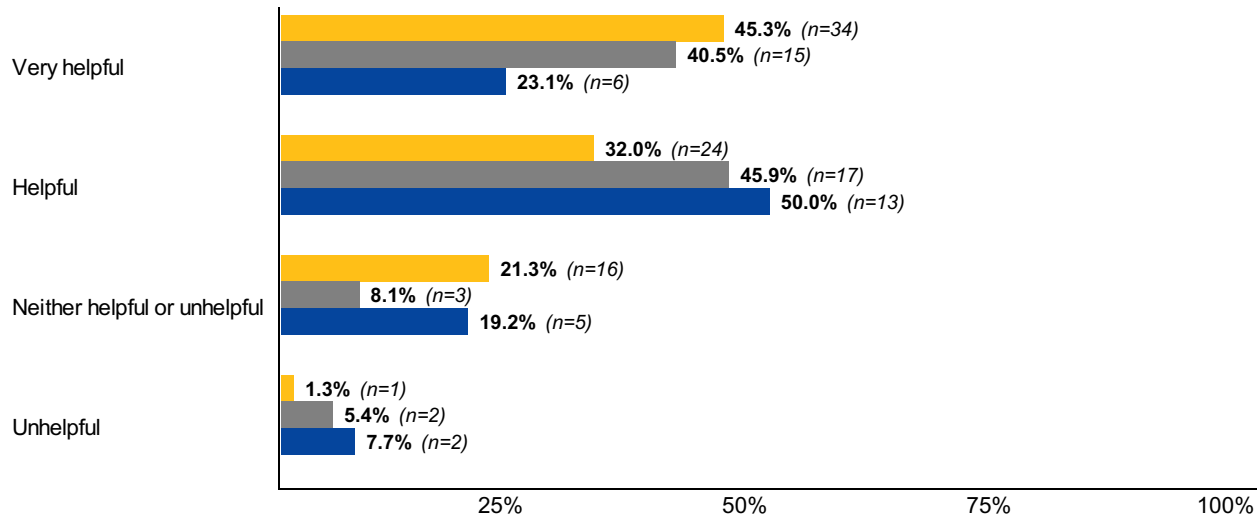
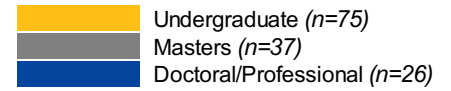
## Assistantships

**Experiential 75:** Were you offered full-time employment as result of any of your assistantships?



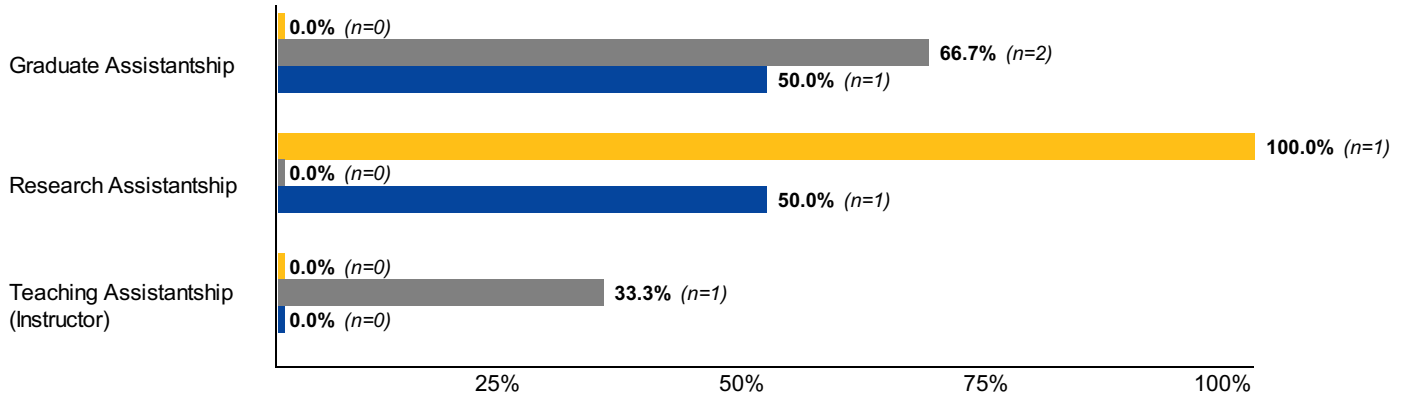
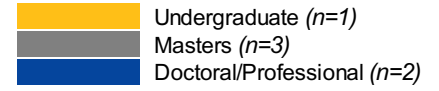
## Assistantships

**Experiential 76:** How helpful were your assistantship(s) in preparing you for the workplace/your career?



## Assistantships

**Experiential 78:** What type of assistantship was this?



## Field Experience / Practicum

**Experiential 79:** How many field experiences or practicums did you complete?

	<b>Undergraduate</b> <i>n=79</i>	<b>Masters</b> <i>n=68</i>	<b>Doctoral/Professional</b> <i>n=32</i>
1	<b>40.5%</b> ( <i>n=32</i> )	<b>44.1%</b> ( <i>n=30</i> )	<b>9.4%</b> ( <i>n=3</i> )
2	<b>31.6%</b> ( <i>n=25</i> )	<b>32.4%</b> ( <i>n=22</i> )	<b>9.4%</b> ( <i>n=3</i> )
3	<b>15.2%</b> ( <i>n=12</i> )	<b>10.3%</b> ( <i>n=7</i> )	<b>9.4%</b> ( <i>n=3</i> )
4	<b>0.0%</b> ( <i>n=0</i> )	<b>5.9%</b> ( <i>n=4</i> )	<b>9.4%</b> ( <i>n=3</i> )
5	<b>3.8%</b> ( <i>n=3</i> )	<b>1.5%</b> ( <i>n=1</i> )	<b>9.4%</b> ( <i>n=3</i> )
More than 5	<b>6.3%</b> ( <i>n=5</i> )	<b>2.9%</b> ( <i>n=2</i> )	<b>50.0%</b> ( <i>n=16</i> )
Other	<b>2.5%</b> ( <i>n=2</i> )	<b>2.9%</b> ( <i>n=2</i> )	<b>3.1%</b> ( <i>n=1</i> )

## Field Experience / Practicum

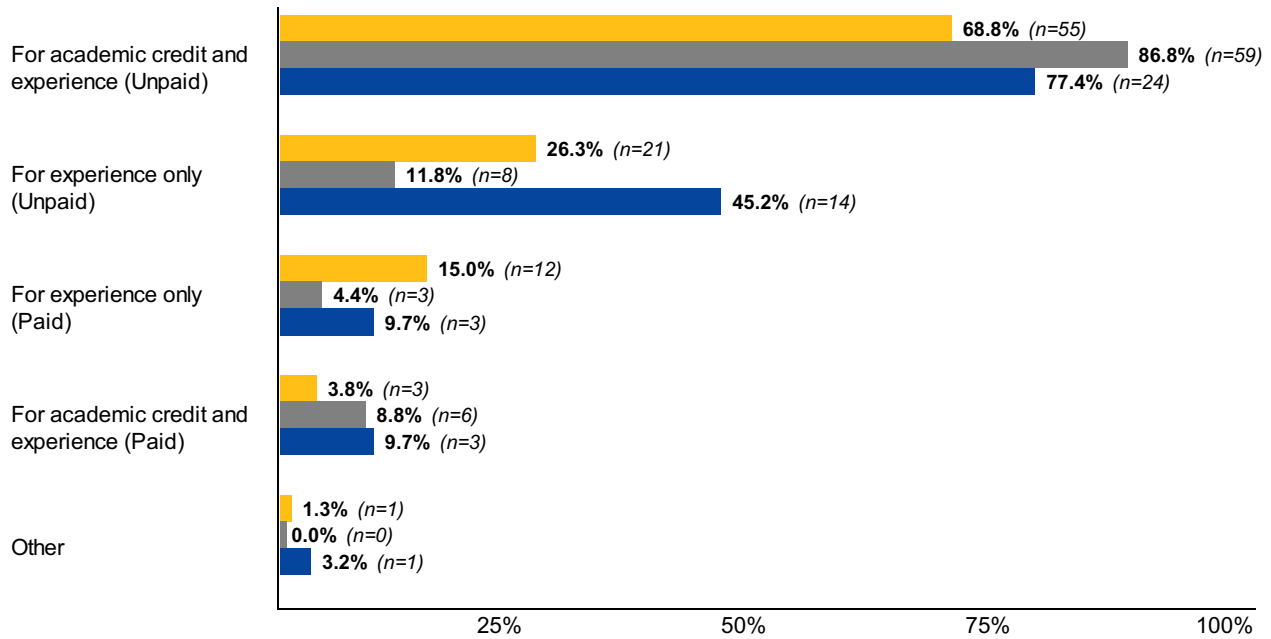
**Experiential 80:** Please indicate if these experiences were full or part-time. (Select all that apply)

	<b>Undergraduate</b> <i>n=79</i>	<b>Masters</b> <i>n=68</i>	<b>Doctoral/Professional</b> <i>n=31</i>
Part-time	<b>81.0%</b> ( <i>n=64</i> )	<b>85.3%</b> ( <i>n=58</i> )	<b>61.3%</b> ( <i>n=19</i> )
Full-time	<b>25.3%</b> ( <i>n=20</i> )	<b>22.1%</b> ( <i>n=15</i> )	<b>54.8%</b> ( <i>n=17</i> )

## Field Experience / Practicum

**Experiential 81:** What types of field experiences or practicums did you complete? (Select all that apply)

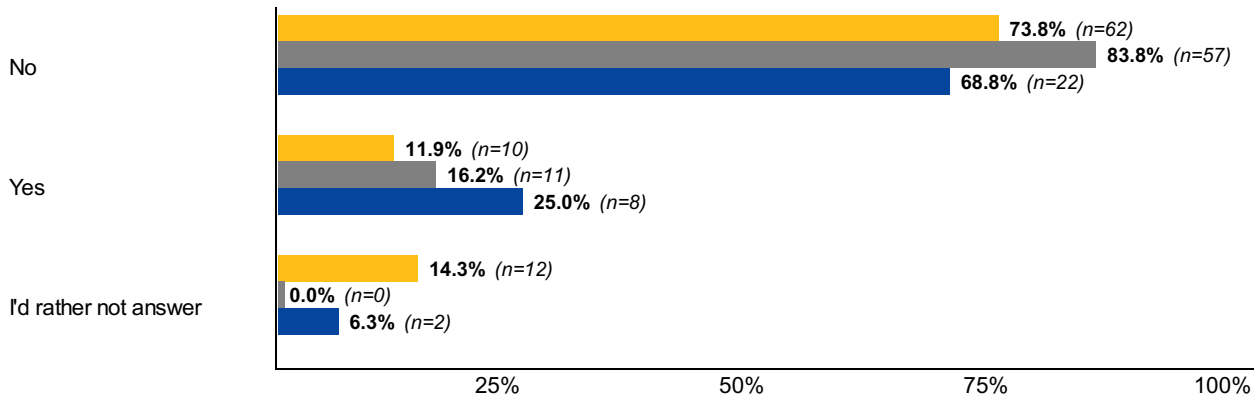
Undergraduate (n=80)  
 Masters (n=68)  
 Doctoral/Professional (n=31)



## Field Experience / Practicum

**Experiential 82:** Were you offered full-time employment as result of any of your field experiences or practicums?

Undergraduate (n=84)  
Masters (n=68)  
Doctoral/Professional (n=32)

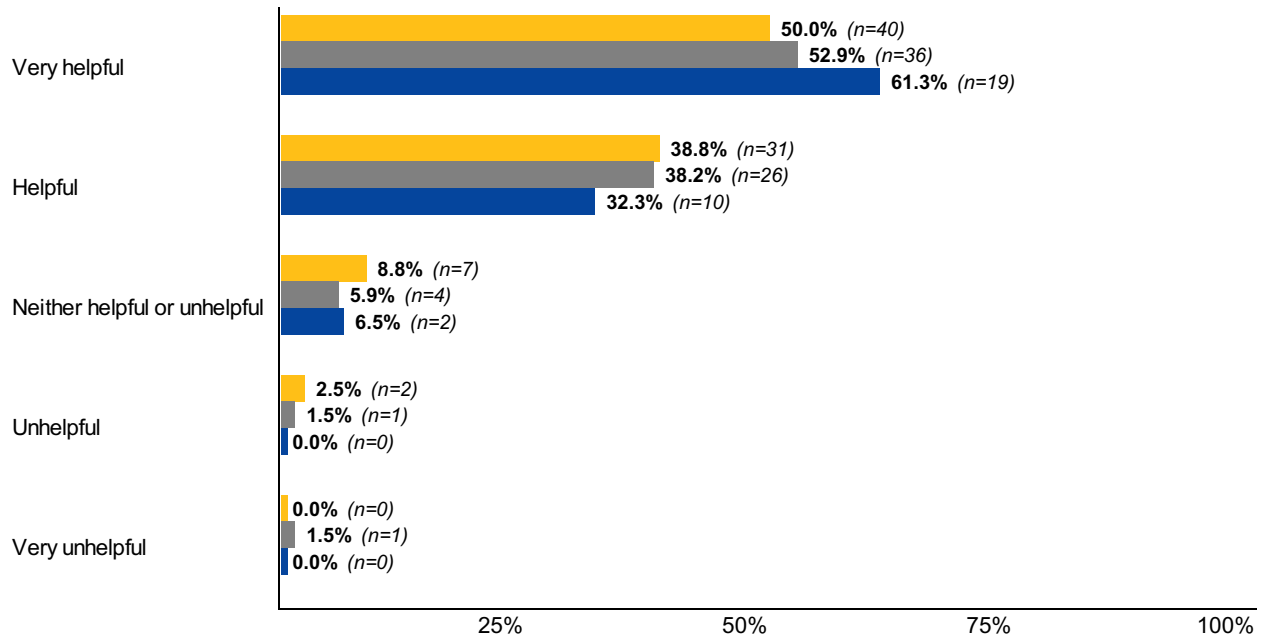




## Field Experience / Practicum

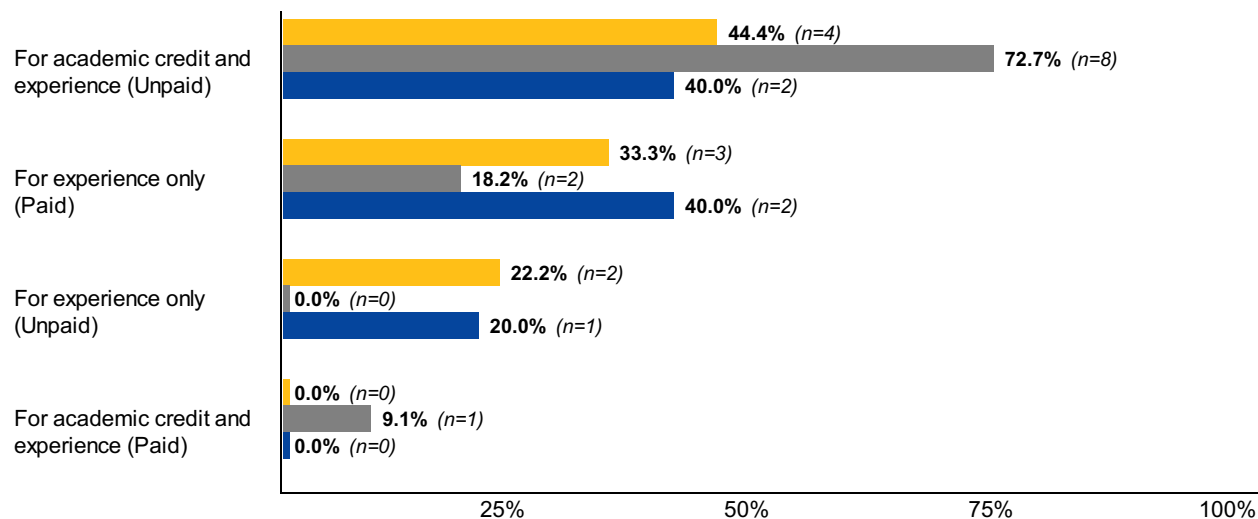
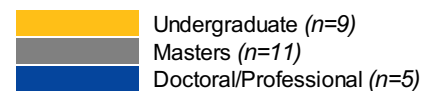
**Experiential 83:** How helpful were your field experiences or practicums in preparing you for the workplace/your career?

Undergraduate (n=80)  
 Masters (n=68)  
 Doctoral/Professional (n=31)



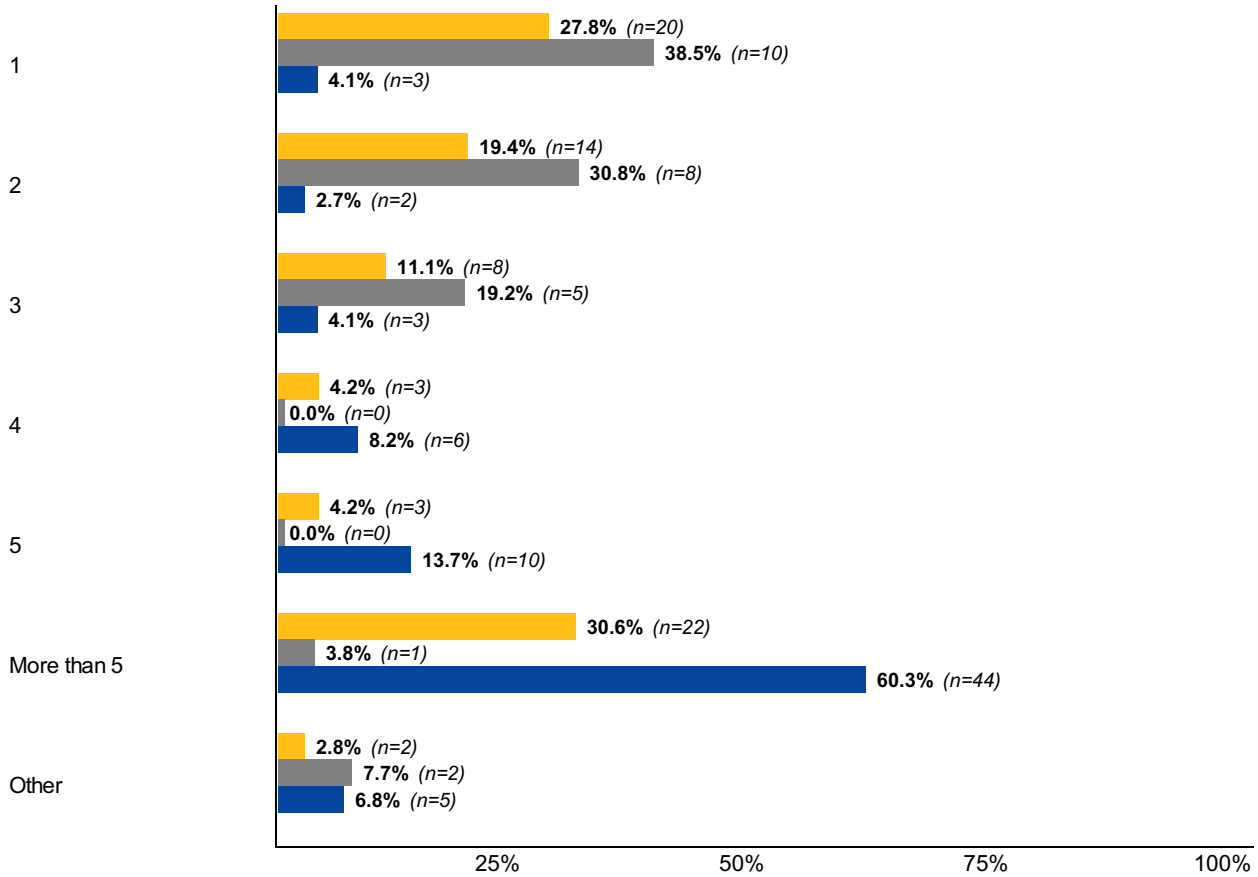
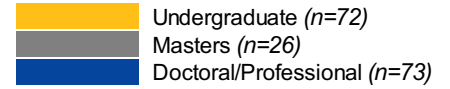
## Field Experience / Practicum

**Experiential 85:** What type of field experience or practicum was this?



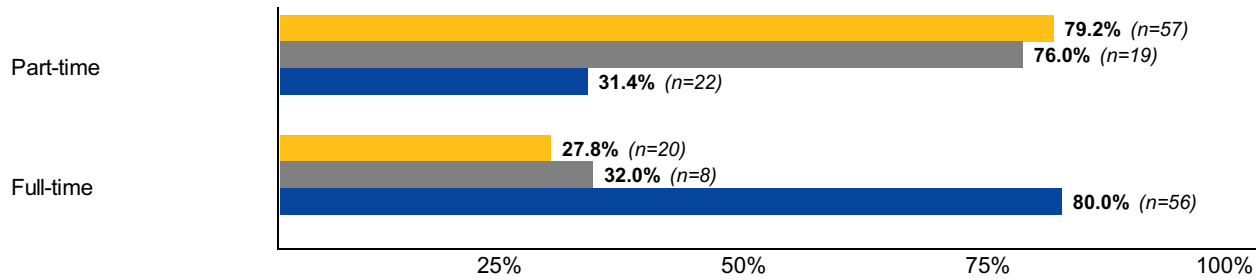
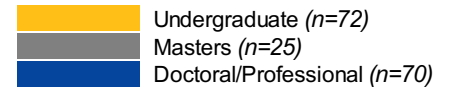
## Clinical Experience

**Experiential 86:** How many clinical experiences did you complete?



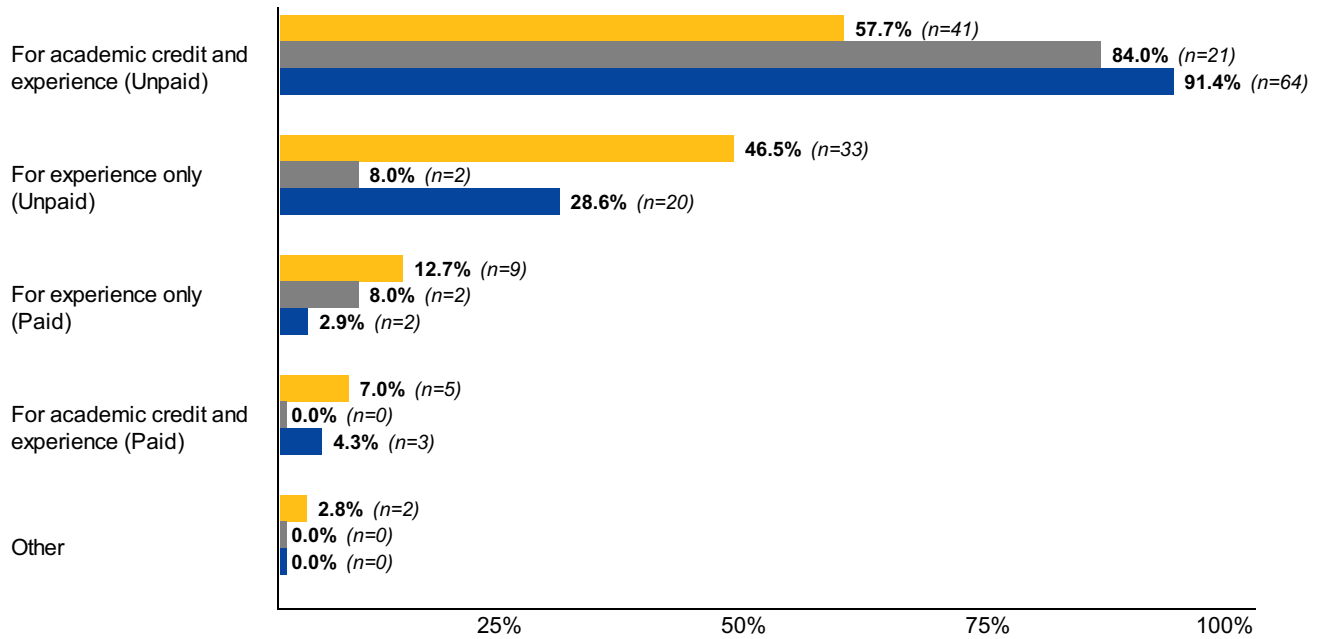
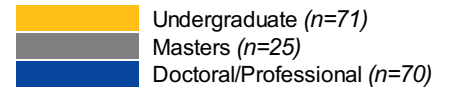
## Clinical Experience

**Experiential 87:** Please indicate if these experiences were full or part-time. (Select all that apply)



## Clinical Experience

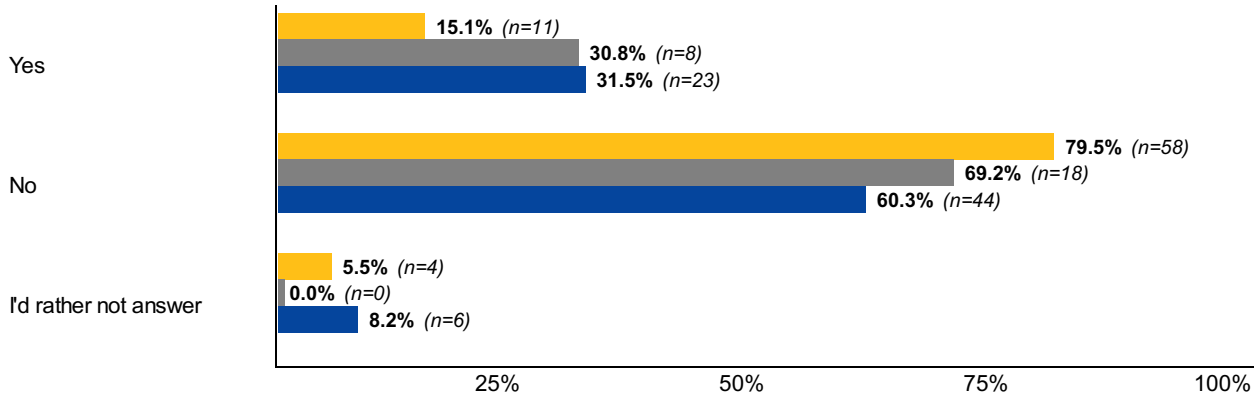
**Experiential 88:** What types of clinical experiences did you complete? (Select all that apply)



## Clinical Experience

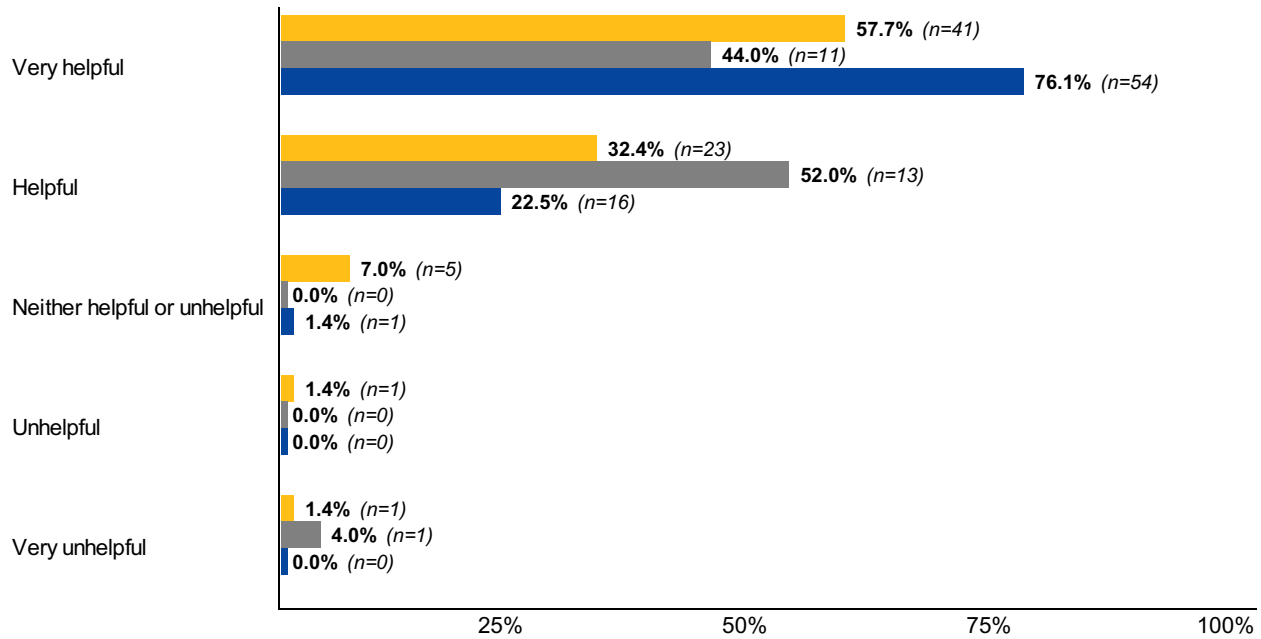
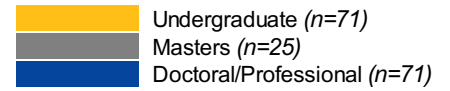
**Experiential 89:** Were you offered full-time employment as result of any of your clinical experiences?

Undergraduate (n=73)  
Masters (n=26)  
Doctoral/Professional (n=73)



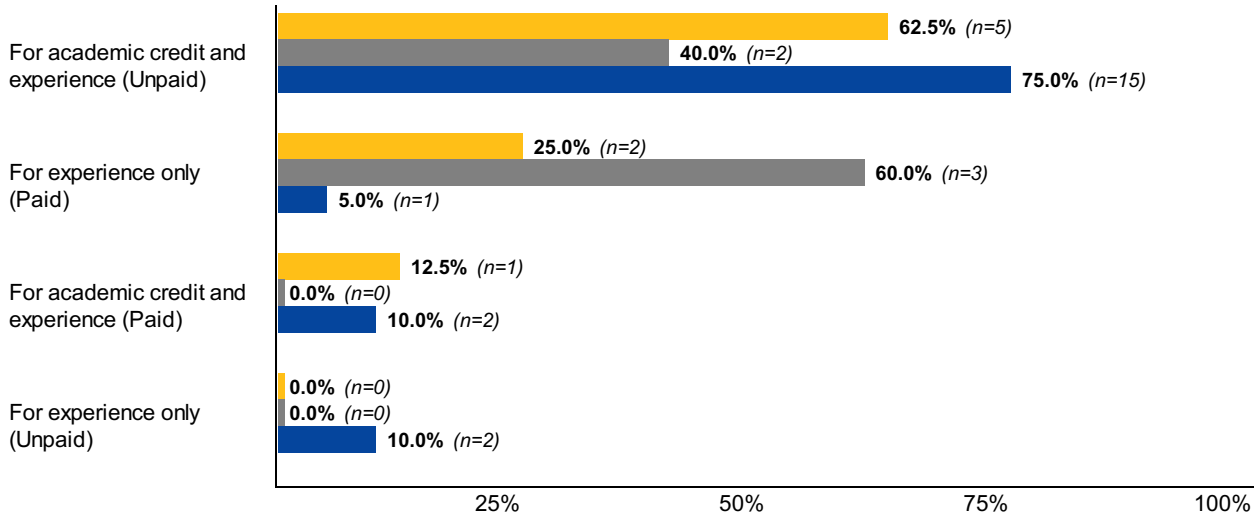
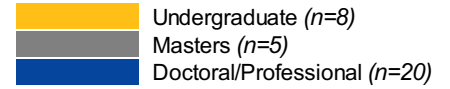
## Clinical Experience

**Experiential 90:** How helpful were your clinical experiences in preparing you for the workplace/your career?



## Clinical Experience

**Experiential 92:** What type of clinical experience was this?





## Student Teaching

**Experiential 94:** Please indicate if this experience was full or part-time. (Select all that apply)

	<b>Undergraduate</b> <i>n=44</i>	<b>Masters</b> <i>n=26</i>	<b>Doctoral/Professional</b> <i>n=20</i>
Part-time	<b>75.0%</b> ( <i>n=33</i> )	<b>30.8%</b> ( <i>n=8</i> )	<b>80.0%</b> ( <i>n=16</i> )
Full-time	<b>25.0%</b> ( <i>n=11</i> )	<b>73.1%</b> ( <i>n=19</i> )	<b>20.0%</b> ( <i>n=4</i> )

## Student Teaching: Grade Level

**Experiential 95:** Please indicate the grade you taught and whether the school was public or private.

	<b>Undergraduate</b> <i>n=44</i>	<b>Masters</b> <i>n=26</i>	<b>Doctoral/Professional</b> <i>n=16</i>
Pre-K	<b>0.0%</b> ( <i>n=0</i> )	<b>3.8%</b> ( <i>n=1</i> )	<b>0.0%</b> ( <i>n=0</i> )
Kindergarten	<b>2.3%</b> ( <i>n=1</i> )	<b>11.5%</b> ( <i>n=3</i> )	<b>0.0%</b> ( <i>n=0</i> )
1st	<b>2.3%</b> ( <i>n=1</i> )	<b>0.0%</b> ( <i>n=0</i> )	<b>0.0%</b> ( <i>n=0</i> )
2nd	<b>9.1%</b> ( <i>n=4</i> )	<b>7.7%</b> ( <i>n=2</i> )	<b>0.0%</b> ( <i>n=0</i> )
3rd	<b>0.0%</b> ( <i>n=0</i> )	<b>0.0%</b> ( <i>n=0</i> )	<b>0.0%</b> ( <i>n=0</i> )
4th	<b>0.0%</b> ( <i>n=0</i> )	<b>3.8%</b> ( <i>n=1</i> )	<b>0.0%</b> ( <i>n=0</i> )
5th	<b>0.0%</b> ( <i>n=0</i> )	<b>3.8%</b> ( <i>n=1</i> )	<b>0.0%</b> ( <i>n=0</i> )
6th	<b>2.3%</b> ( <i>n=1</i> )	<b>3.8%</b> ( <i>n=1</i> )	<b>6.3%</b> ( <i>n=1</i> )
7th	<b>0.0%</b> ( <i>n=0</i> )	<b>0.0%</b> ( <i>n=0</i> )	<b>0.0%</b> ( <i>n=0</i> )
8th	<b>0.0%</b> ( <i>n=0</i> )	<b>11.5%</b> ( <i>n=3</i> )	<b>0.0%</b> ( <i>n=0</i> )
9th	<b>0.0%</b> ( <i>n=0</i> )	<b>0.0%</b> ( <i>n=0</i> )	<b>0.0%</b> ( <i>n=0</i> )
10th	<b>2.3%</b> ( <i>n=1</i> )	<b>7.7%</b> ( <i>n=2</i> )	<b>0.0%</b> ( <i>n=0</i> )
11th	<b>4.5%</b> ( <i>n=2</i> )	<b>0.0%</b> ( <i>n=0</i> )	<b>0.0%</b> ( <i>n=0</i> )
12th	<b>0.0%</b> ( <i>n=0</i> )	<b>0.0%</b> ( <i>n=0</i> )	<b>0.0%</b> ( <i>n=0</i> )
Non-grade level	<b>29.5%</b> ( <i>n=13</i> )	<b>15.4%</b> ( <i>n=4</i> )	<b>37.5%</b> ( <i>n=6</i> )
More than one grade level (Multiple positions)	<b>25.0%</b> ( <i>n=11</i> )	<b>11.5%</b> ( <i>n=3</i> )	<b>6.3%</b> ( <i>n=1</i> )
Other	<b>22.7%</b> ( <i>n=10</i> )	<b>19.2%</b> ( <i>n=5</i> )	<b>50.0%</b> ( <i>n=8</i> )

## Student Teaching: Public/Private/Charter

**Experiential 95:** Please indicate the grade you taught and whether the school was public or private.

	<b>Undergraduate</b> <i>n=41</i>	<b>Masters</b> <i>n=25</i>	<b>Doctoral/Professional</b> <i>n=15</i>
Public	<b>90.2%</b> ( <i>n=37</i> )	<b>92.0%</b> ( <i>n=23</i> )	<b>53.3%</b> ( <i>n=8</i> )
Private	<b>2.4%</b> ( <i>n=1</i> )	<b>0.0%</b> ( <i>n=0</i> )	<b>6.7%</b> ( <i>n=1</i> )
Charter	<b>0.0%</b> ( <i>n=0</i> )	<b>0.0%</b> ( <i>n=0</i> )	<b>6.7%</b> ( <i>n=1</i> )
Other	<b>7.3%</b> ( <i>n=3</i> )	<b>8.0%</b> ( <i>n=2</i> )	<b>33.3%</b> ( <i>n=5</i> )

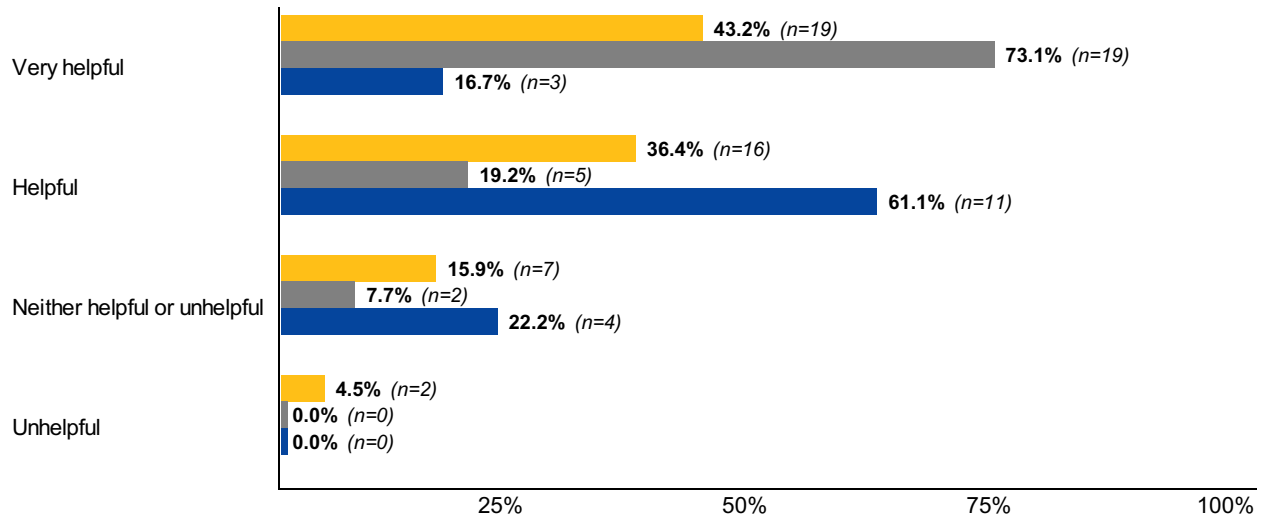
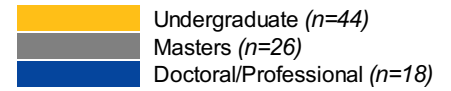
## Student Teaching

**Experiential 96:** Were you offered full-time employment as result of your student teaching experience?

	<b>Undergraduate</b> <i>n=47</i>	<b>Masters</b> <i>n=26</i>	<b>Doctoral/Professional</b> <i>n=20</i>
Yes	<b>4.3%</b> ( <i>n=2</i> )	<b>19.2%</b> ( <i>n=5</i> )	<b>0.0%</b> ( <i>n=0</i> )
No	<b>89.4%</b> ( <i>n=42</i> )	<b>76.9%</b> ( <i>n=20</i> )	<b>95.0%</b> ( <i>n=19</i> )
I'd rather not answer	<b>6.4%</b> ( <i>n=3</i> )	<b>3.8%</b> ( <i>n=1</i> )	<b>5.0%</b> ( <i>n=1</i> )

## Student Teaching

**Experiential 97:** How helpful was your student teaching experience in preparing you for the workplace/your career?



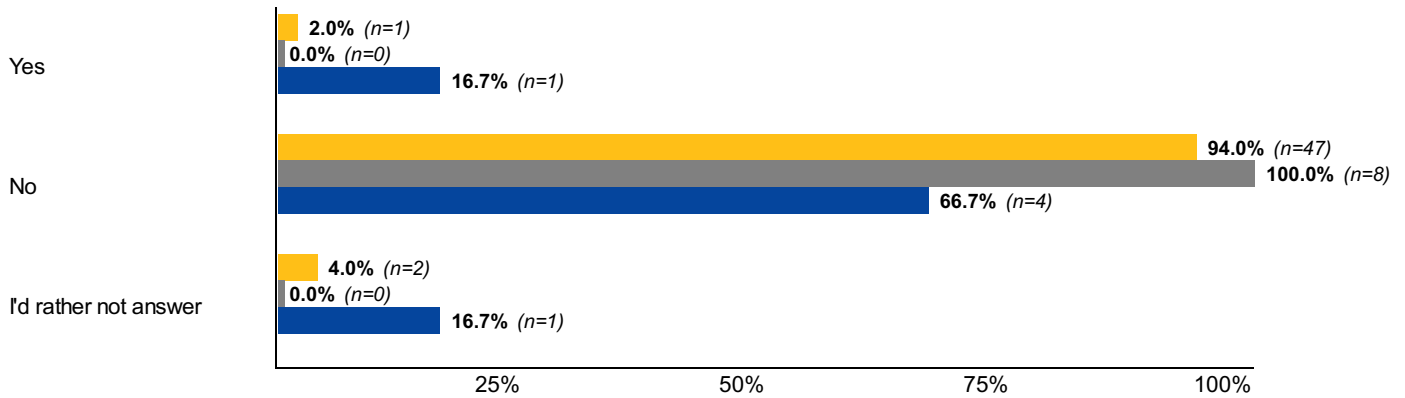
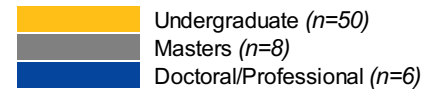
## Study Abroad/Away with internship or practicum component

**Experiential 99:** How many study abroad/away experiences with internship or practicum components did you complete?

	<b>Undergraduate</b> <i>n=45</i>	<b>Masters</b> <i>n=8</i>	<b>Doctoral/Professional</b> <i>n=6</i>
1	<b>86.7%</b> ( <i>n=39</i> )	<b>87.5%</b> ( <i>n=7</i> )	<b>50.0%</b> ( <i>n=3</i> )
2	<b>11.1%</b> ( <i>n=5</i> )	<b>12.5%</b> ( <i>n=1</i> )	<b>16.7%</b> ( <i>n=1</i> )
3	<b>2.2%</b> ( <i>n=1</i> )	<b>0.0%</b> ( <i>n=0</i> )	<b>0.0%</b> ( <i>n=0</i> )
4	<b>0.0%</b> ( <i>n=0</i> )	<b>0.0%</b> ( <i>n=0</i> )	<b>0.0%</b> ( <i>n=0</i> )
5	<b>0.0%</b> ( <i>n=0</i> )	<b>0.0%</b> ( <i>n=0</i> )	<b>0.0%</b> ( <i>n=0</i> )
More than 5	<b>0.0%</b> ( <i>n=0</i> )	<b>0.0%</b> ( <i>n=0</i> )	<b>33.3%</b> ( <i>n=2</i> )

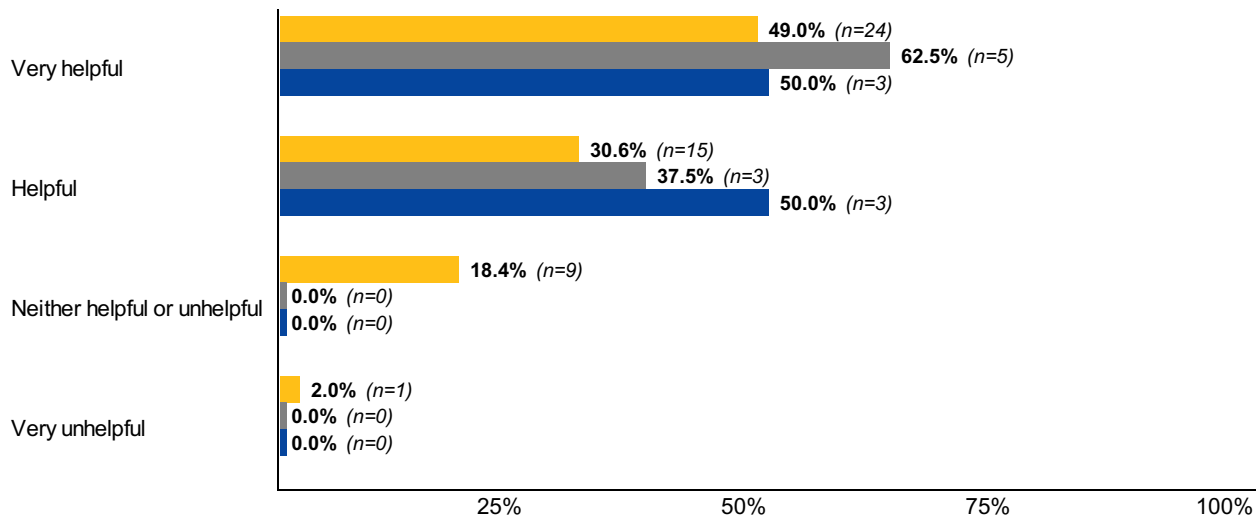
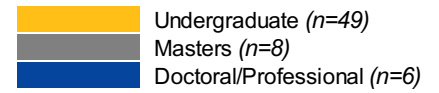
## Study Abroad/Away with internship or practicum component

**Experiential 101:** Were you offered full-time employment as result of any of your study abroad/away experiences with internship or practicum components?



## Study Abroad/Away with internship or practicum component

**Experiential 102:** How helpful were your study abroad/away experiences with internship or practicum components in preparing you for the workplace/your career?

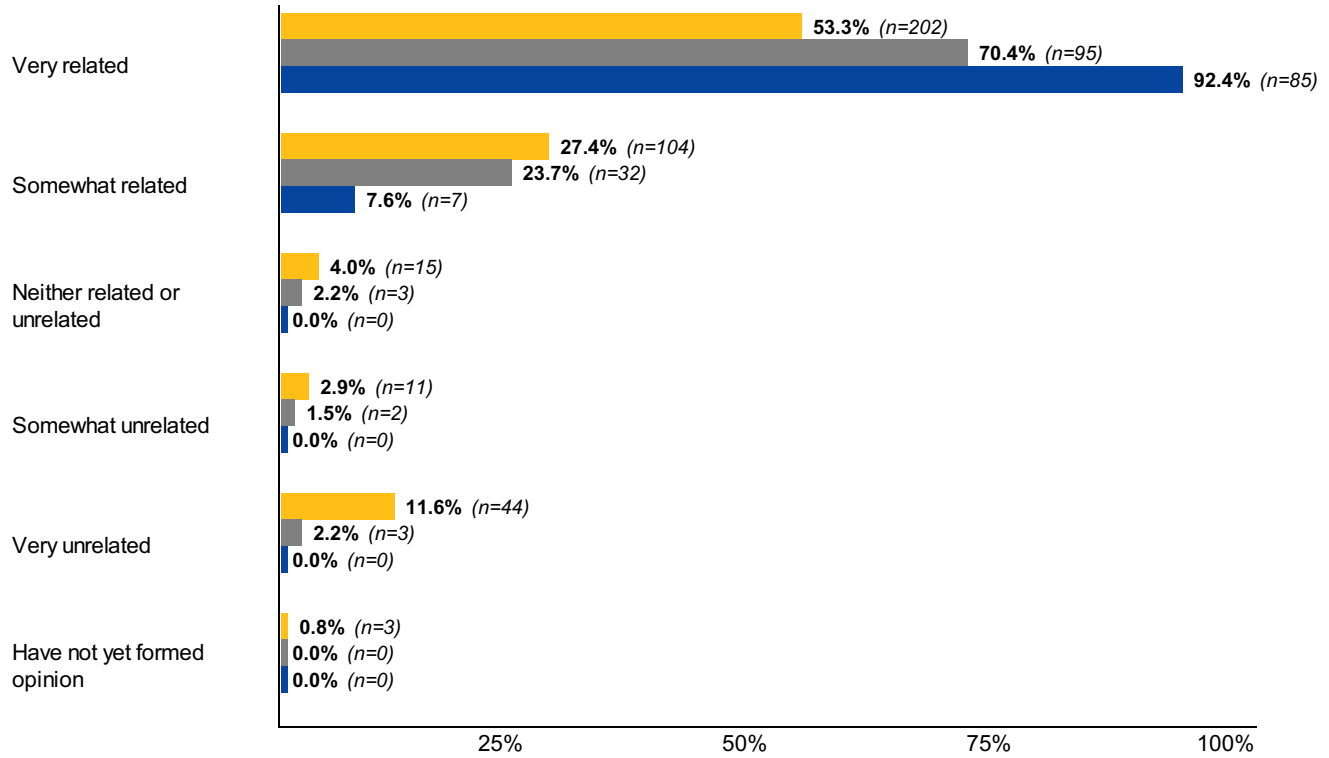




## Satisfaction

**Satisfaction 105:** How related is your primary post-graduation occupation to your program/area of study?

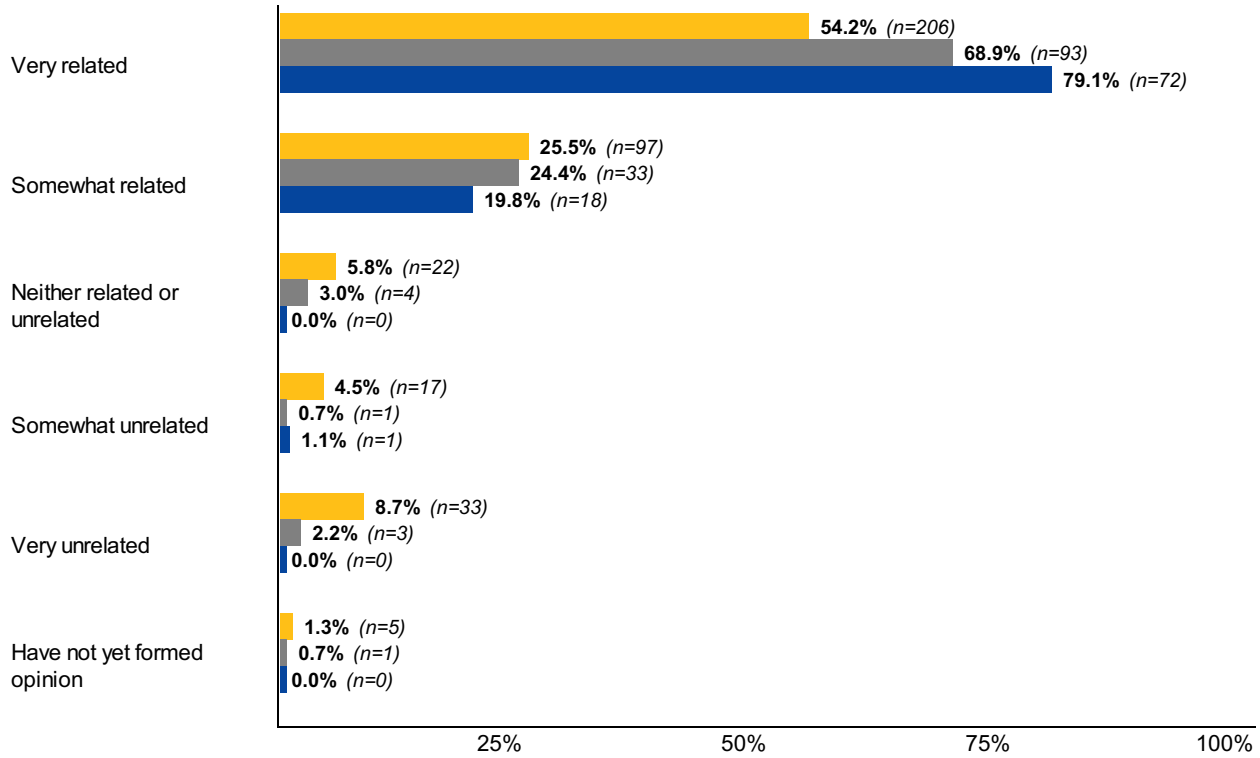
■ Undergraduate (*n*=379)  
■ Masters (*n*=135)  
■ Doctoral/Professional (*n*=92)



## Satisfaction

**Satisfaction 106:** How related is your primary post-graduation occupation to your career goals?

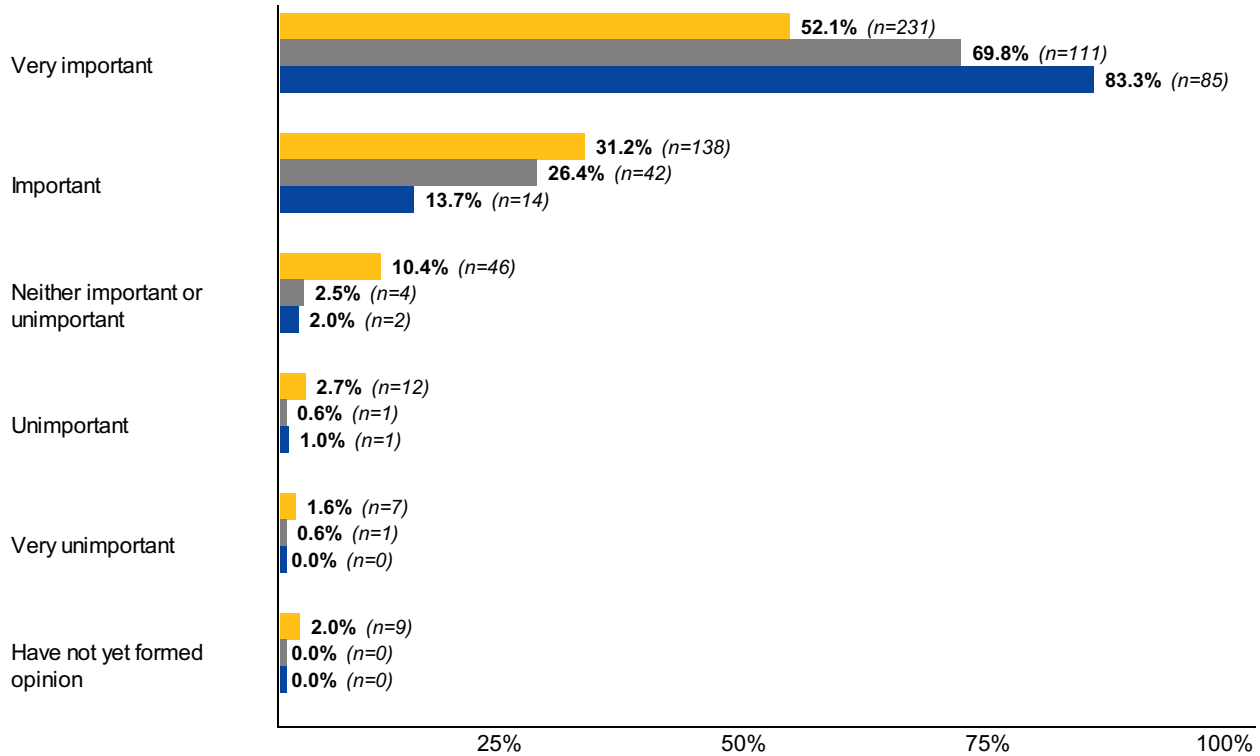
Undergraduate (*n*=380)  
 Masters (*n*=135)  
 Doctoral/Professional (*n*=91)



## Satisfaction

**Satisfaction 107:** How important to you is it that your primary post-graduation occupation or career is related to your program/area of study?

Undergraduate (*n*=443)  
 Masters (*n*=159)  
 Doctoral/Professional (*n*=102)



## Satisfaction

**Satisfaction 108:** How satisfied are you with your primary post-graduation occupation?

Undergraduate (*n*=380)  
 Masters (*n*=135)  
 Doctoral/Professional (*n*=92)

