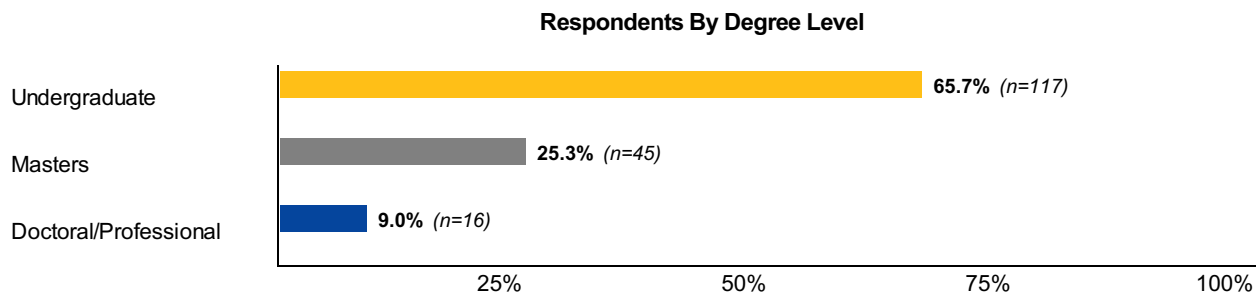
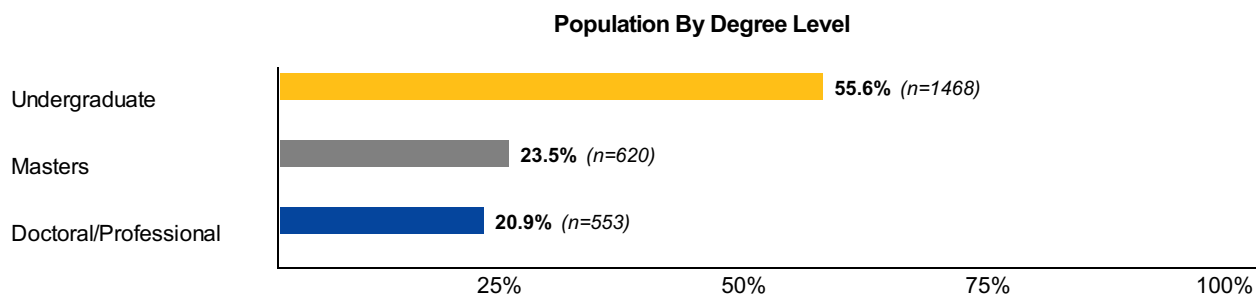
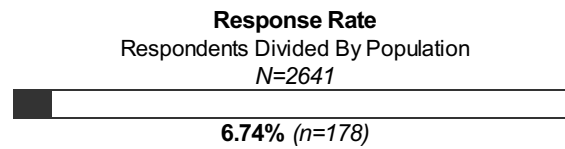


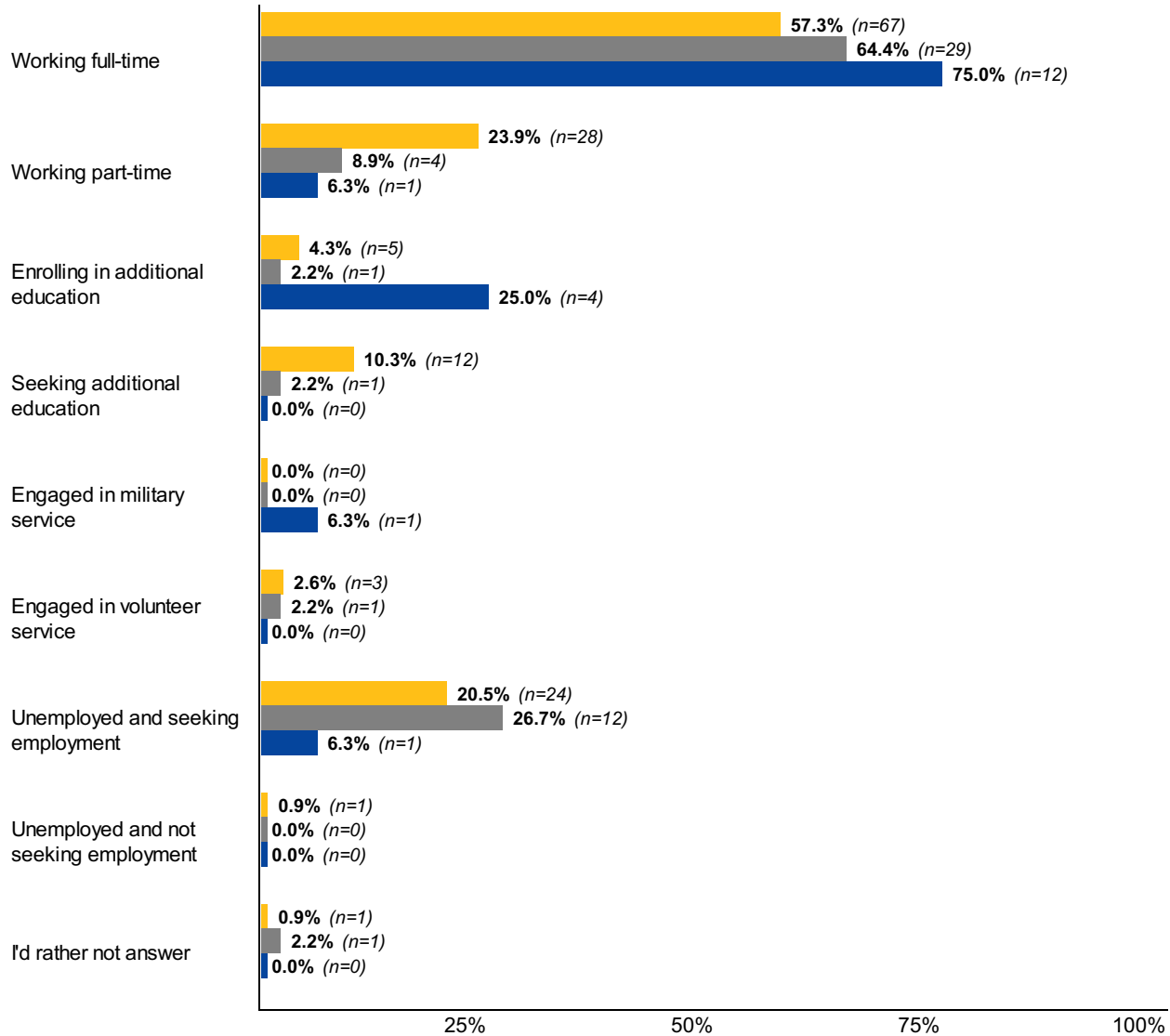
## Response Rate Summary



## General Outcomes

**Core 1:** Which of the following options represent your post-graduation situation at this time?  
(Select all that apply)

Undergraduate (*n*=117)  
 Masters (*n*=45)  
 Doctoral/Professional (*n*=16)



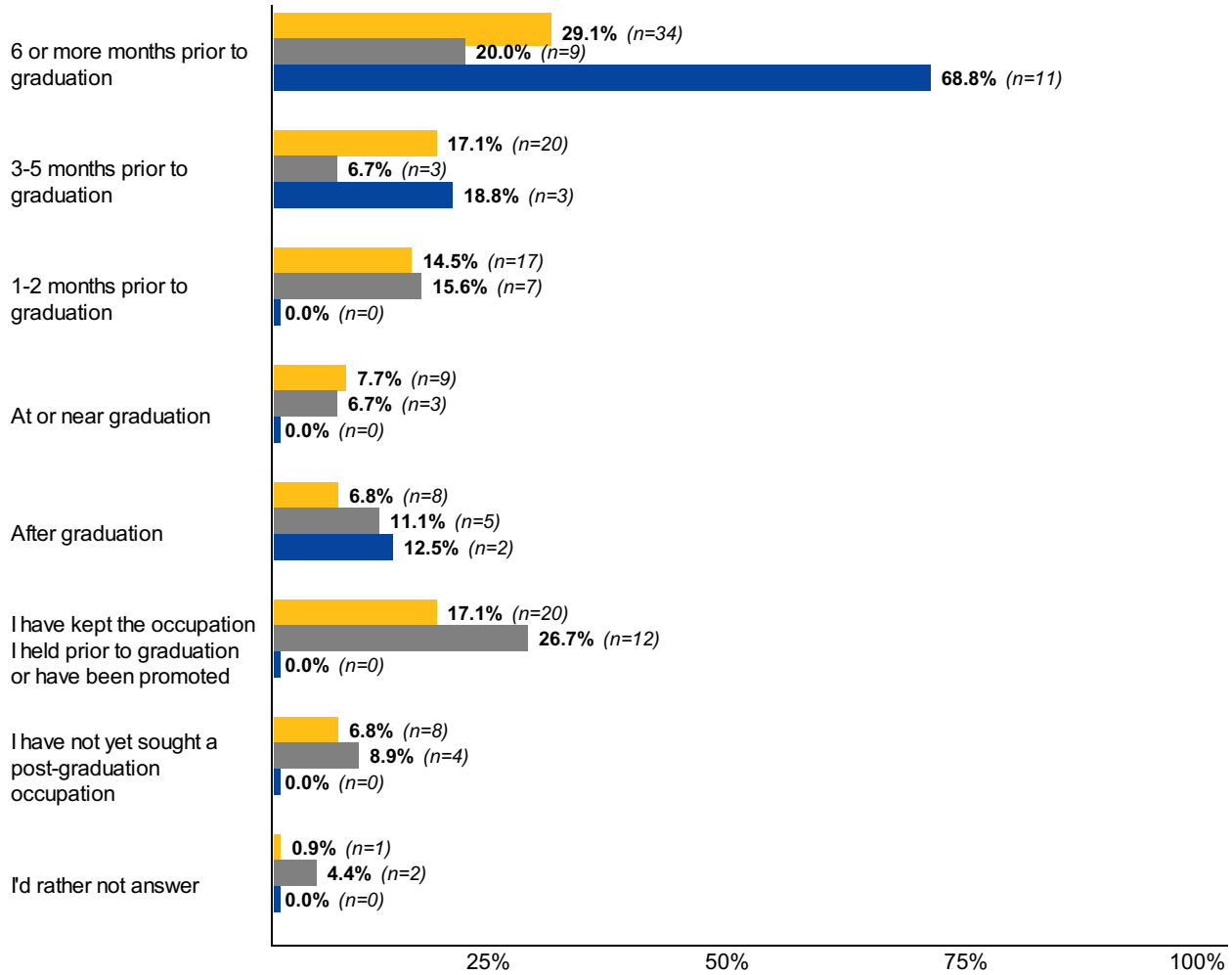
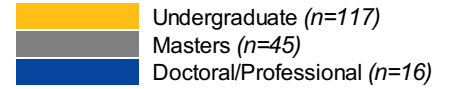
## General Outcomes

**Core 2:** Which of the options above would you identify as your primary status post-graduation?

	<b>Undergraduate</b> <i>n=117</i>	<b>Masters</b> <i>n=45</i>	<b>Doctoral/Professional</b> <i>n=16</i>
Working full-time	<b>54.7%</b> ( <i>n=64</i> )	<b>62.2%</b> ( <i>n=28</i> )	<b>62.5%</b> ( <i>n=10</i> )
Working part-time	<b>15.4%</b> ( <i>n=18</i> )	<b>6.7%</b> ( <i>n=3</i> )	<b>0.0%</b> ( <i>n=0</i> )
Enrolling in additional education	<b>4.3%</b> ( <i>n=5</i> )	<b>2.2%</b> ( <i>n=1</i> )	<b>25.0%</b> ( <i>n=4</i> )
Seeking additional education	<b>4.3%</b> ( <i>n=5</i> )	<b>0.0%</b> ( <i>n=0</i> )	<b>0.0%</b> ( <i>n=0</i> )
Engaged in military service	<b>0.0%</b> ( <i>n=0</i> )	<b>0.0%</b> ( <i>n=0</i> )	<b>6.3%</b> ( <i>n=1</i> )
Unemployed and seeking employment	<b>19.7%</b> ( <i>n=23</i> )	<b>26.7%</b> ( <i>n=12</i> )	<b>6.3%</b> ( <i>n=1</i> )
Unemployed and not seeking employment	<b>0.9%</b> ( <i>n=1</i> )	<b>0.0%</b> ( <i>n=0</i> )	<b>0.0%</b> ( <i>n=0</i> )
I'd rather not answer	<b>0.9%</b> ( <i>n=1</i> )	<b>2.2%</b> ( <i>n=1</i> )	<b>0.0%</b> ( <i>n=0</i> )

## General Outcomes

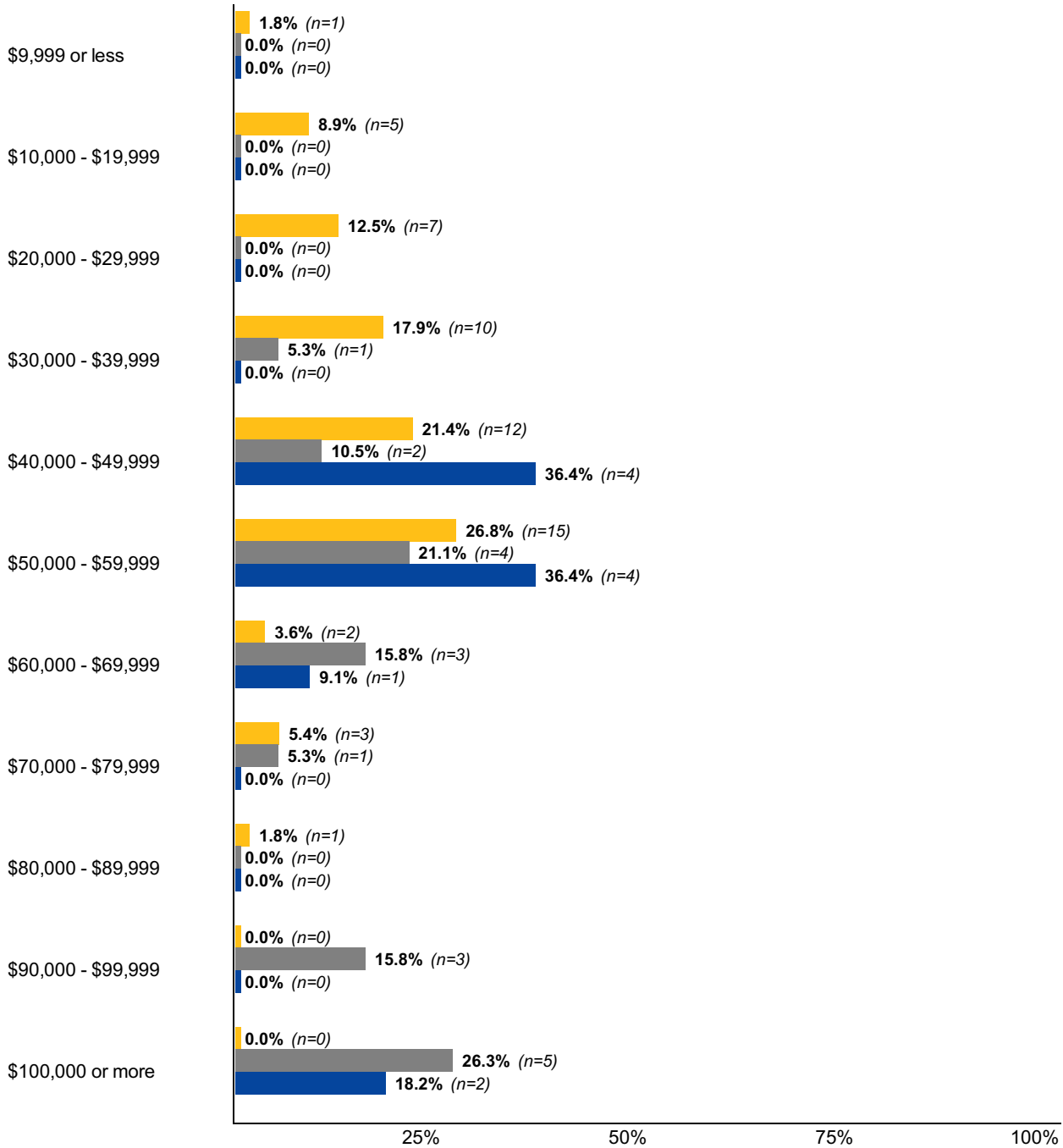
**Core 3:** When did you begin to pursue your primary post-graduation occupation?



## Occupation

**Core 5:** Please enter your expected total annual income, and if applicable, guaranteed first-year bonus below.

Undergraduate (n=56)  
 Masters (n=19)  
 Doctoral/Professional (n=11)



Overall median income: **\$50,000**

Median income for *Undergraduate* students: **\$40,000**

Median income for *Masters* students: **\$60,000**

Median income for *Doctoral/Professional* students: **\$50,000**

To protect respondent confidentiality, median incomes have been rounded to the nearest \$500 interval.

## Occupation

**Core 6:** Which of the following best describes your occupation?

	<b>Undergraduate</b> <i>n=82</i>	<b>Masters</b> <i>n=25</i>	<b>Doctoral/Professional</b> <i>n=13</i>
Employed by an organization	<b>79.3%</b> ( <i>n=65</i> )	<b>80.0%</b> ( <i>n=20</i> )	<b>46.2%</b> ( <i>n=6</i> )
Engaged in an entrepreneurial / start-up effort as an owner	<b>2.4%</b> ( <i>n=2</i> )	<b>4.0%</b> ( <i>n=1</i> )	<b>0.0%</b> ( <i>n=0</i> )
Employed freelance	<b>1.2%</b> ( <i>n=1</i> )	<b>0.0%</b> ( <i>n=0</i> )	<b>0.0%</b> ( <i>n=0</i> )
Self-employed	<b>2.4%</b> ( <i>n=2</i> )	<b>4.0%</b> ( <i>n=1</i> )	<b>0.0%</b> ( <i>n=0</i> )
Employed in a temporary / contract work assignment	<b>2.4%</b> ( <i>n=2</i> )	<b>8.0%</b> ( <i>n=2</i> )	<b>0.0%</b> ( <i>n=0</i> )
Employed in a postgraduate internship or fellowship	<b>3.7%</b> ( <i>n=3</i> )	<b>4.0%</b> ( <i>n=1</i> )	<b>53.8%</b> ( <i>n=7</i> )
Employed in any other work category	<b>4.9%</b> ( <i>n=4</i> )	<b>0.0%</b> ( <i>n=0</i> )	<b>0.0%</b> ( <i>n=0</i> )
I'd rather not answer	<b>3.7%</b> ( <i>n=3</i> )	<b>0.0%</b> ( <i>n=0</i> )	<b>0.0%</b> ( <i>n=0</i> )

## Occupation

**Core 7:** Do you/will you hold more than one paid position?

	<b>Undergraduate</b> <i>n=82</i>	<b>Masters</b> <i>n=25</i>	<b>Doctoral/Professional</b> <i>n=13</i>
Yes	<b>19.5%</b> ( <i>n=16</i> )	<b>12.0%</b> ( <i>n=3</i> )	<b>0.0%</b> ( <i>n=0</i> )
No	<b>72.0%</b> ( <i>n=59</i> )	<b>76.0%</b> ( <i>n=19</i> )	<b>100.0%</b> ( <i>n=13</i> )
I'd rather not answer	<b>8.5%</b> ( <i>n=7</i> )	<b>12.0%</b> ( <i>n=3</i> )	<b>0.0%</b> ( <i>n=0</i> )



## Occupation: Industry

**Core 9 & Core 13:** Which of the following best describes the industry and job function of the occupation you do/will hold?

	<b>Undergraduate</b> <i>n=49</i>	<b>Masters</b> <i>n=16</i>	<b>Doctoral/Professional</b> <i>n=12</i>
Healthcare / Health Services	<b>4.1%</b> ( <i>n=2</i> )	<b>25.0%</b> ( <i>n=4</i> )	<b>33.3%</b> ( <i>n=4</i> )
Information Technology	<b>12.2%</b> ( <i>n=6</i> )	<b>12.5%</b> ( <i>n=2</i> )	<b>0.0%</b> ( <i>n=0</i> )
Education	<b>2.0%</b> ( <i>n=1</i> )	<b>6.3%</b> ( <i>n=1</i> )	<b>16.7%</b> ( <i>n=2</i> )
Accounting	<b>8.2%</b> ( <i>n=4</i> )	<b>0.0%</b> ( <i>n=0</i> )	<b>0.0%</b> ( <i>n=0</i> )
Insurance Services	<b>4.1%</b> ( <i>n=2</i> )	<b>12.5%</b> ( <i>n=2</i> )	<b>0.0%</b> ( <i>n=0</i> )
Real Estate	<b>8.2%</b> ( <i>n=4</i> )	<b>0.0%</b> ( <i>n=0</i> )	<b>0.0%</b> ( <i>n=0</i> )
Other / Unspecified	<b>2.0%</b> ( <i>n=1</i> )	<b>12.5%</b> ( <i>n=2</i> )	<b>0.0%</b> ( <i>n=0</i> )
Retail / Wholesale	<b>6.1%</b> ( <i>n=3</i> )	<b>0.0%</b> ( <i>n=0</i> )	<b>0.0%</b> ( <i>n=0</i> )
Medicine	<b>0.0%</b> ( <i>n=0</i> )	<b>0.0%</b> ( <i>n=0</i> )	<b>25.0%</b> ( <i>n=3</i> )
Manufacturing	<b>6.1%</b> ( <i>n=3</i> )	<b>0.0%</b> ( <i>n=0</i> )	<b>0.0%</b> ( <i>n=0</i> )
Financial Services	<b>2.0%</b> ( <i>n=1</i> )	<b>6.3%</b> ( <i>n=1</i> )	<b>0.0%</b> ( <i>n=0</i> )
Consumer Services	<b>4.1%</b> ( <i>n=2</i> )	<b>0.0%</b> ( <i>n=0</i> )	<b>0.0%</b> ( <i>n=0</i> )
Staffing & Employment	<b>4.1%</b> ( <i>n=2</i> )	<b>0.0%</b> ( <i>n=0</i> )	<b>0.0%</b> ( <i>n=0</i> )
Higher Education	<b>2.0%</b> ( <i>n=1</i> )	<b>0.0%</b> ( <i>n=0</i> )	<b>8.3%</b> ( <i>n=1</i> )
Marketing	<b>2.0%</b> ( <i>n=1</i> )	<b>6.3%</b> ( <i>n=1</i> )	<b>0.0%</b> ( <i>n=0</i> )
Utilities	<b>4.1%</b> ( <i>n=2</i> )	<b>0.0%</b> ( <i>n=0</i> )	<b>0.0%</b> ( <i>n=0</i> )
Energy	<b>2.0%</b> ( <i>n=1</i> )	<b>6.3%</b> ( <i>n=1</i> )	<b>0.0%</b> ( <i>n=0</i> )
Sciences	<b>0.0%</b> ( <i>n=0</i> )	<b>0.0%</b> ( <i>n=0</i> )	<b>8.3%</b> ( <i>n=1</i> )
Law Enforcement & Security	<b>2.0%</b> ( <i>n=1</i> )	<b>0.0%</b> ( <i>n=0</i> )	<b>0.0%</b> ( <i>n=0</i> )
Pharmaceuticals	<b>0.0%</b> ( <i>n=0</i> )	<b>0.0%</b> ( <i>n=0</i> )	<b>8.3%</b> ( <i>n=1</i> )

Hospitality - Hotel / Restaurant Management	2.0% (n=1)	0.0% (n=0)	0.0% (n=0)
Banking	2.0% (n=1)	0.0% (n=0)	0.0% (n=0)
Tobacco	2.0% (n=1)	0.0% (n=0)	0.0% (n=0)
Engineering	2.0% (n=1)	0.0% (n=0)	0.0% (n=0)
Investment Banking	0.0% (n=0)	6.3% (n=1)	0.0% (n=0)
Agriculture	2.0% (n=1)	0.0% (n=0)	0.0% (n=0)
Software Development	2.0% (n=1)	0.0% (n=0)	0.0% (n=0)
Oil & Gas	2.0% (n=1)	0.0% (n=0)	0.0% (n=0)
Advertising	0.0% (n=0)	6.3% (n=1)	0.0% (n=0)
E-Commerce	2.0% (n=1)	0.0% (n=0)	0.0% (n=0)
Transportation	2.0% (n=1)	0.0% (n=0)	0.0% (n=0)
Food Services	2.0% (n=1)	0.0% (n=0)	0.0% (n=0)
Business Services	2.0% (n=1)	0.0% (n=0)	0.0% (n=0)
Food & Beverage	2.0% (n=1)	0.0% (n=0)	0.0% (n=0)

## Occupation: Job Function

**Core 9 & Core 13:** Which of the following best describes the industry and job function of the occupation you do/will hold?

	<b>Undergraduate</b> <i>n=49</i>	<b>Masters</b> <i>n=15</i>	<b>Doctoral/Professional</b> <i>n=11</i>
Healthcare / Health Services	<b>2.0%</b> ( <i>n=1</i> )	<b>6.7%</b> ( <i>n=1</i> )	<b>54.5%</b> ( <i>n=6</i> )
Information Technology	<b>8.2%</b> ( <i>n=4</i> )	<b>26.7%</b> ( <i>n=4</i> )	<b>0.0%</b> ( <i>n=0</i> )
Analyst	<b>6.1%</b> ( <i>n=3</i> )	<b>20.0%</b> ( <i>n=3</i> )	<b>0.0%</b> ( <i>n=0</i> )
Accounting / Auditing	<b>10.2%</b> ( <i>n=5</i> )	<b>0.0%</b> ( <i>n=0</i> )	<b>0.0%</b> ( <i>n=0</i> )
Sales	<b>8.2%</b> ( <i>n=4</i> )	<b>0.0%</b> ( <i>n=0</i> )	<b>0.0%</b> ( <i>n=0</i> )
Research	<b>2.0%</b> ( <i>n=1</i> )	<b>0.0%</b> ( <i>n=0</i> )	<b>18.2%</b> ( <i>n=2</i> )
Other	<b>4.1%</b> ( <i>n=2</i> )	<b>0.0%</b> ( <i>n=0</i> )	<b>9.1%</b> ( <i>n=1</i> )
Management	<b>2.0%</b> ( <i>n=1</i> )	<b>6.7%</b> ( <i>n=1</i> )	<b>0.0%</b> ( <i>n=0</i> )
Customer Service	<b>4.1%</b> ( <i>n=2</i> )	<b>0.0%</b> ( <i>n=0</i> )	<b>0.0%</b> ( <i>n=0</i> )
Marketing	<b>4.1%</b> ( <i>n=2</i> )	<b>0.0%</b> ( <i>n=0</i> )	<b>0.0%</b> ( <i>n=0</i> )
Programming / Software Development	<b>4.1%</b> ( <i>n=2</i> )	<b>0.0%</b> ( <i>n=0</i> )	<b>0.0%</b> ( <i>n=0</i> )
Human Resources	<b>4.1%</b> ( <i>n=2</i> )	<b>0.0%</b> ( <i>n=0</i> )	<b>0.0%</b> ( <i>n=0</i> )
Retail	<b>4.1%</b> ( <i>n=2</i> )	<b>0.0%</b> ( <i>n=0</i> )	<b>0.0%</b> ( <i>n=0</i> )
Teaching / Education	<b>0.0%</b> ( <i>n=0</i> )	<b>0.0%</b> ( <i>n=0</i> )	<b>18.2%</b> ( <i>n=2</i> )
Hotel / Hospitality	<b>4.1%</b> ( <i>n=2</i> )	<b>0.0%</b> ( <i>n=0</i> )	<b>0.0%</b> ( <i>n=0</i> )
Finance	<b>2.0%</b> ( <i>n=1</i> )	<b>6.7%</b> ( <i>n=1</i> )	<b>0.0%</b> ( <i>n=0</i> )
Not Specified	<b>2.0%</b> ( <i>n=1</i> )	<b>6.7%</b> ( <i>n=1</i> )	<b>0.0%</b> ( <i>n=0</i> )
Administrative / Support Services	<b>2.0%</b> ( <i>n=1</i> )	<b>0.0%</b> ( <i>n=0</i> )	<b>0.0%</b> ( <i>n=0</i> )
Childcare	<b>2.0%</b> ( <i>n=1</i> )	<b>0.0%</b> ( <i>n=0</i> )	<b>0.0%</b> ( <i>n=0</i> )
Production	<b>2.0%</b> ( <i>n=1</i> )	<b>0.0%</b> ( <i>n=0</i> )	<b>0.0%</b> ( <i>n=0</i> )

Consulting	0.0% (n=0)	6.7% (n=1)	0.0% (n=0)
Brand Management	2.0% (n=1)	0.0% (n=0)	0.0% (n=0)
Information Management	0.0% (n=0)	6.7% (n=1)	0.0% (n=0)
Fundraising / Development	2.0% (n=1)	0.0% (n=0)	0.0% (n=0)
Technician	0.0% (n=0)	6.7% (n=1)	0.0% (n=0)
Business	2.0% (n=1)	0.0% (n=0)	0.0% (n=0)
Real Estate	2.0% (n=1)	0.0% (n=0)	0.0% (n=0)
Risk Management / Assessment	2.0% (n=1)	0.0% (n=0)	0.0% (n=0)
Transportation	2.0% (n=1)	0.0% (n=0)	0.0% (n=0)
Advertising	0.0% (n=0)	6.7% (n=1)	0.0% (n=0)
Product Management	2.0% (n=1)	0.0% (n=0)	0.0% (n=0)
SEO / SEM	2.0% (n=1)	0.0% (n=0)	0.0% (n=0)
Supply Chain Management / Logistics	2.0% (n=1)	0.0% (n=0)	0.0% (n=0)
Engineering	2.0% (n=1)	0.0% (n=0)	0.0% (n=0)
Business Development	2.0% (n=1)	0.0% (n=0)	0.0% (n=0)

## Occupation

**Core 10 & Core 14:** Please enter the location of your occupation.

	<b>Undergraduate</b> <i>n=45</i>	<b>Masters</b> <i>n=16</i>	<b>Doctoral/Professional</b> <i>n=11</i>
VA	<b>91.1%</b> ( <i>n=41</i> )	<b>87.5%</b> ( <i>n=14</i> )	<b>36.4%</b> ( <i>n=4</i> )
FL	<b>2.2%</b> ( <i>n=1</i> )	<b>0.0%</b> ( <i>n=0</i> )	<b>9.1%</b> ( <i>n=1</i> )
NY	<b>0.0%</b> ( <i>n=0</i> )	<b>6.3%</b> ( <i>n=1</i> )	<b>9.1%</b> ( <i>n=1</i> )
OH	<b>2.2%</b> ( <i>n=1</i> )	<b>0.0%</b> ( <i>n=0</i> )	<b>9.1%</b> ( <i>n=1</i> )
NM	<b>0.0%</b> ( <i>n=0</i> )	<b>0.0%</b> ( <i>n=0</i> )	<b>9.1%</b> ( <i>n=1</i> )
AL	<b>0.0%</b> ( <i>n=0</i> )	<b>0.0%</b> ( <i>n=0</i> )	<b>9.1%</b> ( <i>n=1</i> )
TX	<b>0.0%</b> ( <i>n=0</i> )	<b>0.0%</b> ( <i>n=0</i> )	<b>9.1%</b> ( <i>n=1</i> )
KY	<b>0.0%</b> ( <i>n=0</i> )	<b>0.0%</b> ( <i>n=0</i> )	<b>9.1%</b> ( <i>n=1</i> )
MO	<b>2.2%</b> ( <i>n=1</i> )	<b>0.0%</b> ( <i>n=0</i> )	<b>0.0%</b> ( <i>n=0</i> )
CA	<b>0.0%</b> ( <i>n=0</i> )	<b>6.3%</b> ( <i>n=1</i> )	<b>0.0%</b> ( <i>n=0</i> )
MA	<b>2.2%</b> ( <i>n=1</i> )	<b>0.0%</b> ( <i>n=0</i> )	<b>0.0%</b> ( <i>n=0</i> )

## Occupation

**Core 15:** Which of these best describes your primary reason for being unemployed or not seeking employment?

	<b>Undergraduate</b> <i>n=24</i>	<b>Masters</b> <i>n=12</i>	<b>Doctoral/Professional</b> <i>n=1</i>
Family or personal reasons	<b>8.3%</b> ( <i>n=2</i> )	<b>16.7%</b> ( <i>n=2</i> )	<b>0.0%</b> ( <i>n=0</i> )
Enrolled / Enrolling in a degree or certificate program	<b>12.5%</b> ( <i>n=3</i> )	<b>8.3%</b> ( <i>n=1</i> )	<b>0.0%</b> ( <i>n=0</i> )
Unable to find employment related to career goals or area of study	<b>37.5%</b> ( <i>n=9</i> )	<b>16.7%</b> ( <i>n=2</i> )	<b>0.0%</b> ( <i>n=0</i> )
Unable to find employment at a sufficient level of pay	<b>8.3%</b> ( <i>n=2</i> )	<b>0.0%</b> ( <i>n=0</i> )	<b>0.0%</b> ( <i>n=0</i> )
Unable to find employment where I live or want to live	<b>8.3%</b> ( <i>n=2</i> )	<b>8.3%</b> ( <i>n=1</i> )	<b>0.0%</b> ( <i>n=0</i> )
Unable to find any employment	<b>8.3%</b> ( <i>n=2</i> )	<b>16.7%</b> ( <i>n=2</i> )	<b>100.0%</b> ( <i>n=1</i> )
I'd rather not answer	<b>0.0%</b> ( <i>n=0</i> )	<b>8.3%</b> ( <i>n=1</i> )	<b>0.0%</b> ( <i>n=0</i> )
Other	<b>16.7%</b> ( <i>n=4</i> )	<b>25.0%</b> ( <i>n=3</i> )	<b>0.0%</b> ( <i>n=0</i> )

## Occupation

**Core 16:** Have you received any offers for employment that you did not accept?

	<b>Undergraduate</b> <i>n=24</i>	<b>Masters</b> <i>n=12</i>	<b>Doctoral/Professional</b> <i>n=1</i>
No	<b>75.0%</b> ( <i>n=18</i> )	<b>66.7%</b> ( <i>n=8</i> )	<b>100.0%</b> ( <i>n=1</i> )
Yes	<b>25.0%</b> ( <i>n=6</i> )	<b>33.3%</b> ( <i>n=4</i> )	<b>0.0%</b> ( <i>n=0</i> )

## Occupation

**Core 17:** Which of these best describe your reason(s) for not accepting your offer(s)? (Select all that apply)

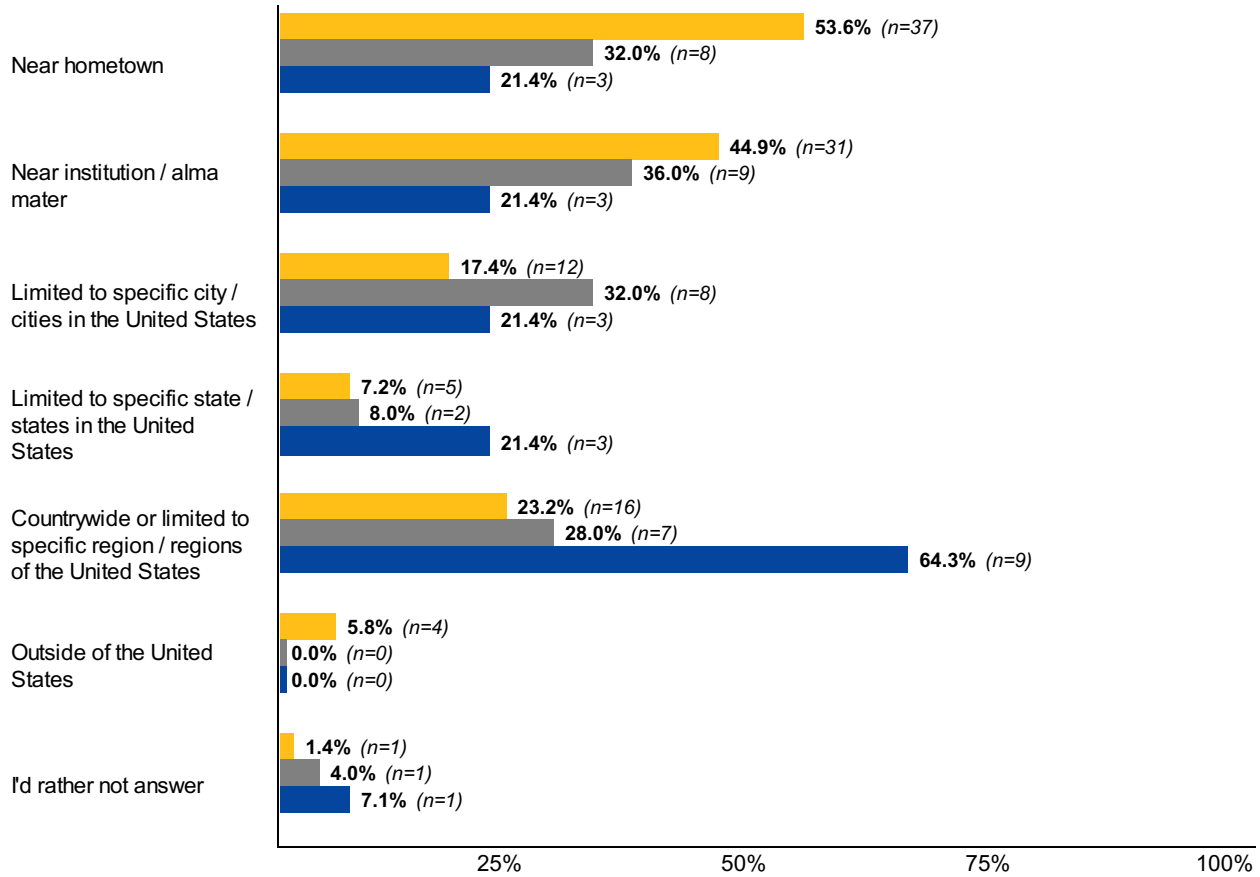
	<b>Undergraduate</b> <i>n=6</i>	<b>Masters</b> <i>n=4</i>	<b>Doctoral/Professional</b> <i>n=0</i>
Position unrelated to career goals or area of study	<b>50.0%</b> ( <i>n=3</i> )	<b>25.0%</b> ( <i>n=1</i> )	<b>0.0%</b> ( <i>n=0</i> )
Position had insufficient level of pay	<b>33.3%</b> ( <i>n=2</i> )	<b>50.0%</b> ( <i>n=2</i> )	<b>0.0%</b> ( <i>n=0</i> )
Position not located where I live or want to live	<b>16.7%</b> ( <i>n=1</i> )	<b>50.0%</b> ( <i>n=2</i> )	<b>0.0%</b> ( <i>n=0</i> )
Family or personal reasons	<b>0.0%</b> ( <i>n=0</i> )	<b>50.0%</b> ( <i>n=2</i> )	<b>0.0%</b> ( <i>n=0</i> )
Considering other offers / opportunities	<b>16.7%</b> ( <i>n=1</i> )	<b>25.0%</b> ( <i>n=1</i> )	<b>0.0%</b> ( <i>n=0</i> )
Enrolled / Enrolling in a degree program	<b>16.7%</b> ( <i>n=1</i> )	<b>0.0%</b> ( <i>n=0</i> )	<b>0.0%</b> ( <i>n=0</i> )



## Occupation

**Core 18:** Where geographically did you look when searching for your post-graduation occupation? (Select all that apply)

Undergraduate (n=69)  
 Masters (n=25)  
 Doctoral/Professional (n=14)



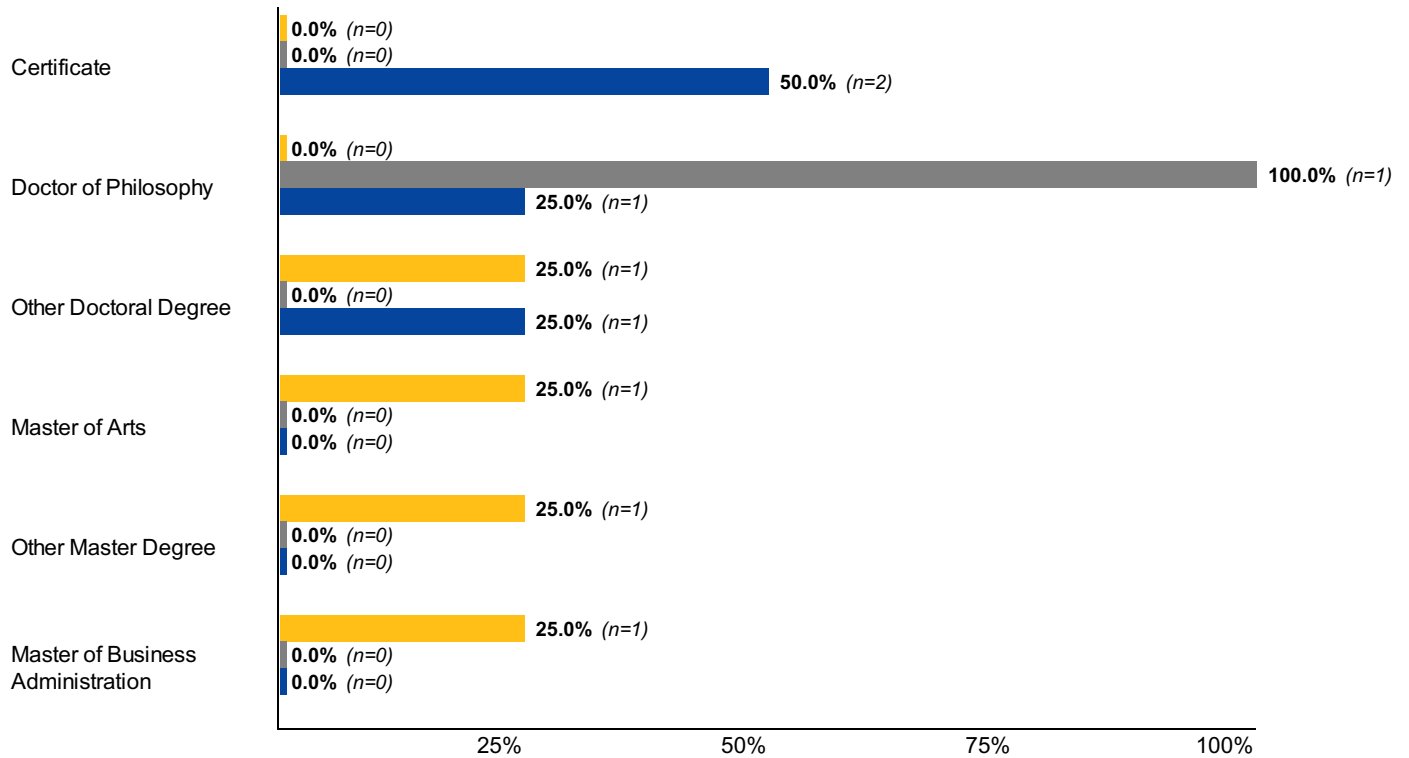
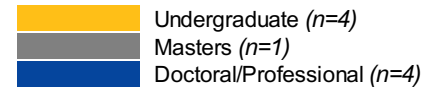
## Additional Education Enrollment

**Core 20:** Please answer each of the items below concerning the additional education you are pursuing.

	<b>Undergraduate</b> <i>n=5</i>	<b>Masters</b> <i>n=1</i>	<b>Doctoral/Professional</b> <i>n=4</i>
Health professions and related programs	<b>20.0%</b> ( <i>n=1</i> )	<b>100.0%</b> ( <i>n=1</i> )	<b>25.0%</b> ( <i>n=1</i> )
Residency programs	<b>0.0%</b> ( <i>n=0</i> )	<b>0.0%</b> ( <i>n=0</i> )	<b>50.0%</b> ( <i>n=2</i> )
Biological and biomedical sciences	<b>0.0%</b> ( <i>n=0</i> )	<b>0.0%</b> ( <i>n=0</i> )	<b>25.0%</b> ( <i>n=1</i> )
English language and literature / letters	<b>20.0%</b> ( <i>n=1</i> )	<b>0.0%</b> ( <i>n=0</i> )	<b>0.0%</b> ( <i>n=0</i> )
Other	<b>20.0%</b> ( <i>n=1</i> )	<b>0.0%</b> ( <i>n=0</i> )	<b>0.0%</b> ( <i>n=0</i> )
Business, management, marketing, and related support services	<b>20.0%</b> ( <i>n=1</i> )	<b>0.0%</b> ( <i>n=0</i> )	<b>0.0%</b> ( <i>n=0</i> )
Legal professions and studies	<b>20.0%</b> ( <i>n=1</i> )	<b>0.0%</b> ( <i>n=0</i> )	<b>0.0%</b> ( <i>n=0</i> )

## Additional Education Enrollment

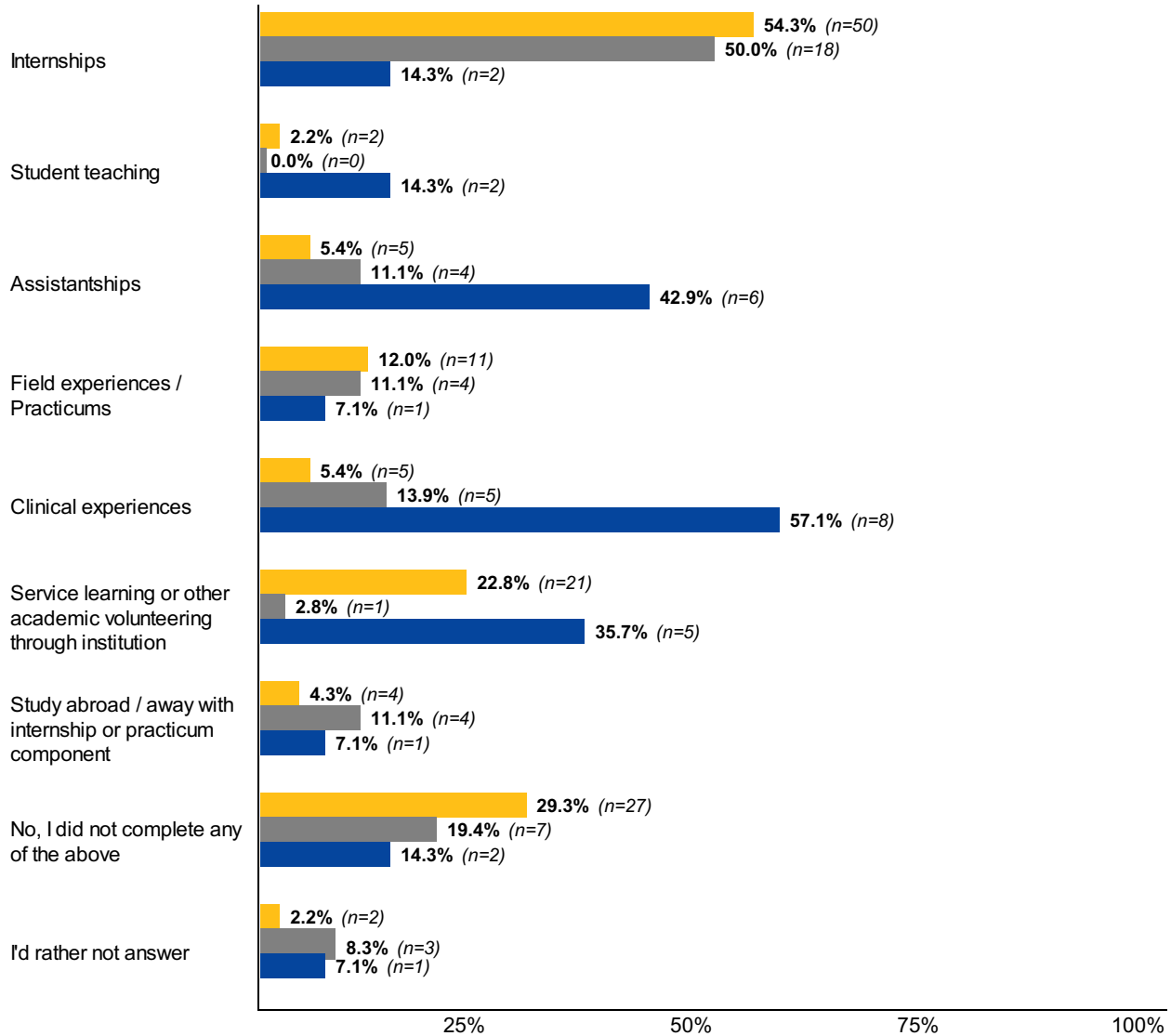
**Core 21:** What additional degree are you seeking post-graduation?



## Engagement

**Experiential 49:** Did you complete any of the following while working on your degree? (Select all that apply)

Undergraduate (n=92)  
 Masters (n=36)  
 Doctoral/Professional (n=14)



## Internships

**Experiential 51:** How many internships did you complete?

	<b>Undergraduate</b> <i>n=50</i>	<b>Masters</b> <i>n=18</i>	<b>Doctoral/Professional</b> <i>n=2</i>
1	<b>52.0%</b> ( <i>n=26</i> )	<b>66.7%</b> ( <i>n=12</i> )	<b>50.0%</b> ( <i>n=1</i> )
2	<b>20.0%</b> ( <i>n=10</i> )	<b>16.7%</b> ( <i>n=3</i> )	<b>0.0%</b> ( <i>n=0</i> )
3	<b>10.0%</b> ( <i>n=5</i> )	<b>0.0%</b> ( <i>n=0</i> )	<b>0.0%</b> ( <i>n=0</i> )
4	<b>6.0%</b> ( <i>n=3</i> )	<b>0.0%</b> ( <i>n=0</i> )	<b>0.0%</b> ( <i>n=0</i> )
5	<b>2.0%</b> ( <i>n=1</i> )	<b>0.0%</b> ( <i>n=0</i> )	<b>50.0%</b> ( <i>n=1</i> )
More than 5	<b>2.0%</b> ( <i>n=1</i> )	<b>5.6%</b> ( <i>n=1</i> )	<b>0.0%</b> ( <i>n=0</i> )
Other	<b>8.0%</b> ( <i>n=4</i> )	<b>11.1%</b> ( <i>n=2</i> )	<b>0.0%</b> ( <i>n=0</i> )

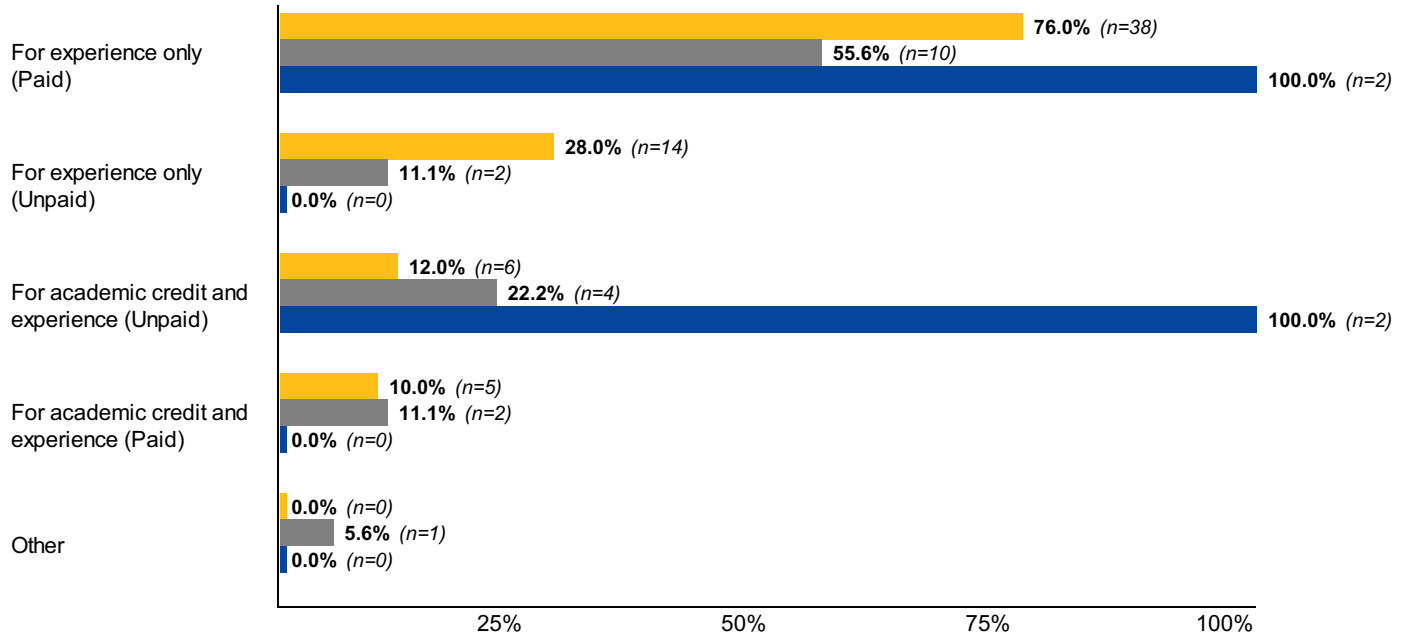
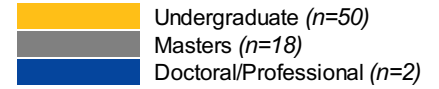
## Internships

**Experiential 52:** Please indicate if these experiences were full or part-time. (Select all that apply)

	<b>Undergraduate</b> <i>n=50</i>	<b>Masters</b> <i>n=18</i>	<b>Doctoral/Professional</b> <i>n=2</i>
Part-time	<b>76.0%</b> ( <i>n=38</i> )	<b>33.3%</b> ( <i>n=6</i> )	<b>100.0%</b> ( <i>n=2</i> )
Full-time	<b>46.0%</b> ( <i>n=23</i> )	<b>72.2%</b> ( <i>n=13</i> )	<b>100.0%</b> ( <i>n=2</i> )

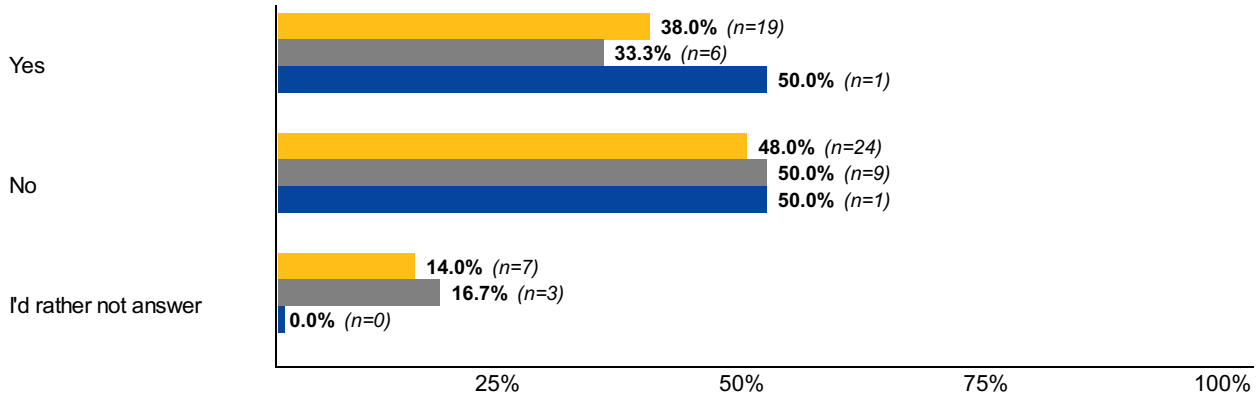
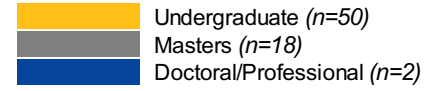
## Internships

**Experiential 53:** What types of internships did you complete? (Select all that apply)



## Internships

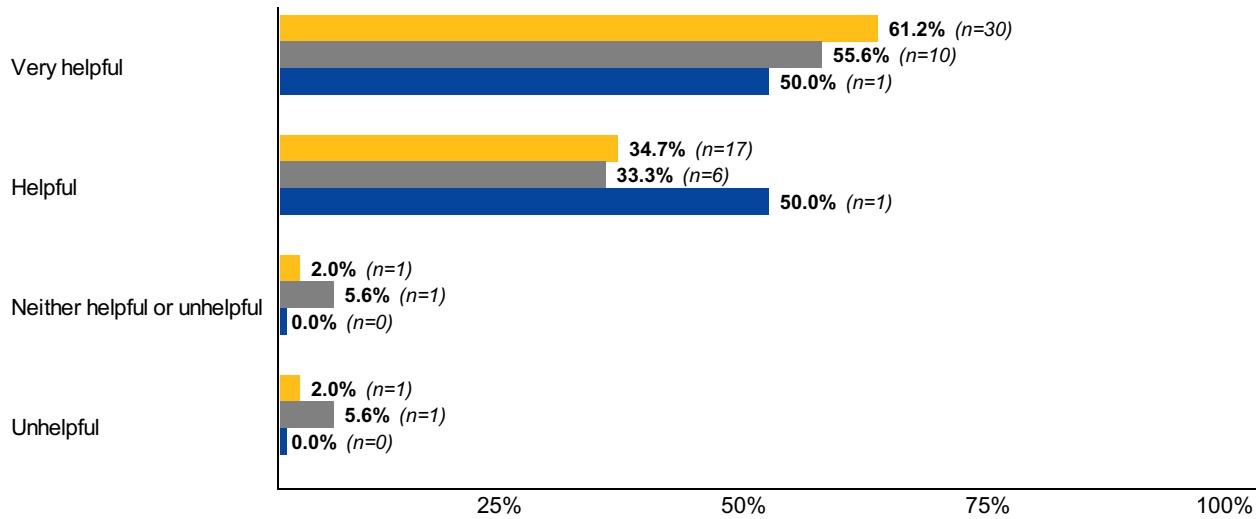
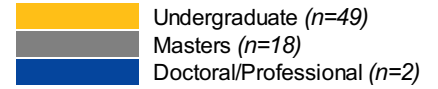
**Experiential 54:** Were you offered full-time employment as result of any of your internships?





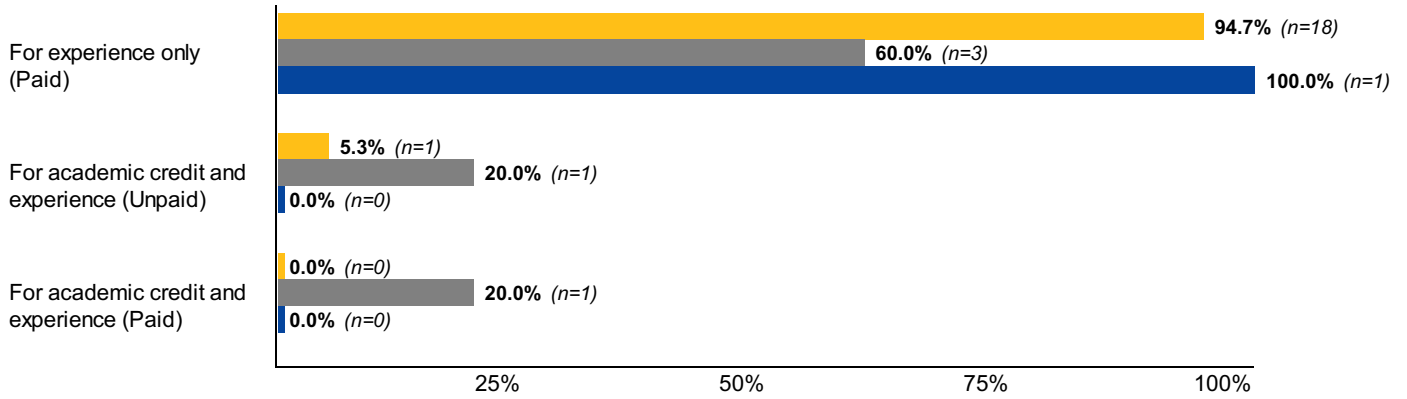
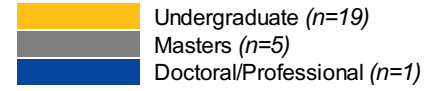
## Internships

**Experiential 55:** Overall, how helpful were your internships in preparing you for the workplace/your career?



## Internships

**Experiential 57:** What type of internship was this?



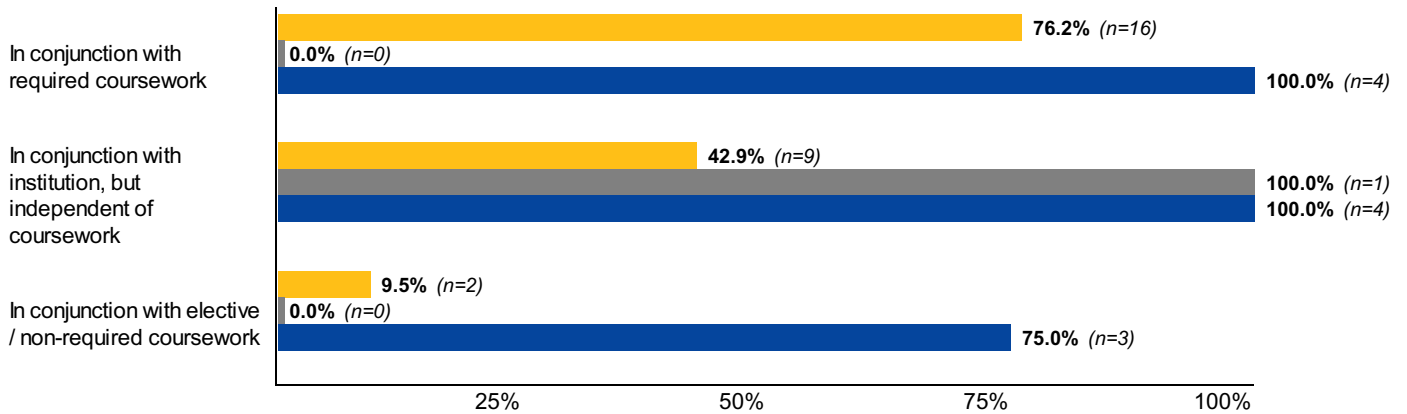
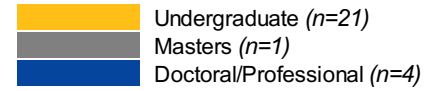
## Service learning and other academic volunteer experiences

**Experiential 65:** How many service learning or other academic volunteer experiences did you complete?

	<b>Undergraduate</b> <i>n=21</i>	<b>Masters</b> <i>n=1</i>	<b>Doctoral/Professional</b> <i>n=4</i>
1	<b>57.1%</b> ( <i>n=12</i> )	<b>100.0%</b> ( <i>n=1</i> )	<b>0.0%</b> ( <i>n=0</i> )
2	<b>19.0%</b> ( <i>n=4</i> )	<b>0.0%</b> ( <i>n=0</i> )	<b>25.0%</b> ( <i>n=1</i> )
3	<b>4.8%</b> ( <i>n=1</i> )	<b>0.0%</b> ( <i>n=0</i> )	<b>0.0%</b> ( <i>n=0</i> )
4	<b>4.8%</b> ( <i>n=1</i> )	<b>0.0%</b> ( <i>n=0</i> )	<b>0.0%</b> ( <i>n=0</i> )
5	<b>4.8%</b> ( <i>n=1</i> )	<b>0.0%</b> ( <i>n=0</i> )	<b>0.0%</b> ( <i>n=0</i> )
More than 5	<b>4.8%</b> ( <i>n=1</i> )	<b>0.0%</b> ( <i>n=0</i> )	<b>75.0%</b> ( <i>n=3</i> )
Other	<b>4.8%</b> ( <i>n=1</i> )	<b>0.0%</b> ( <i>n=0</i> )	<b>0.0%</b> ( <i>n=0</i> )

## Service learning and other academic volunteer experiences

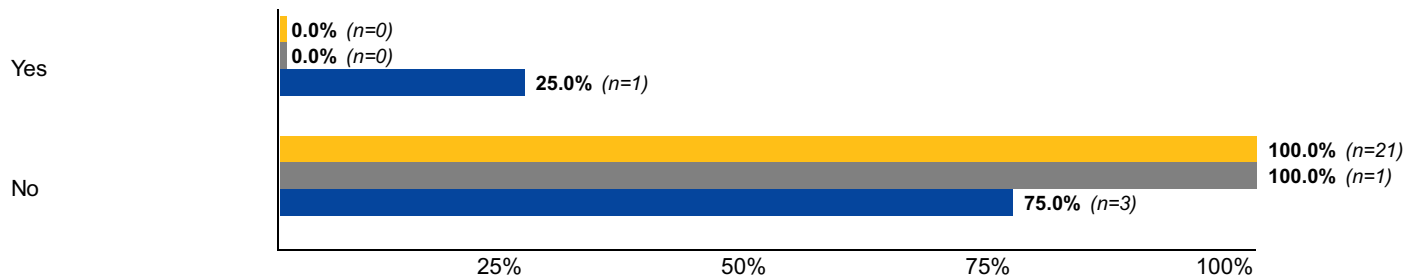
**Experiential 67:** What types of service learning or other academic volunteer experiences did you complete? (Select all that apply)



## Service learning and other academic volunteer experiences

**Experiential 68:** Were you offered full-time employment as result of any of your service learning or other academic volunteer experiences?

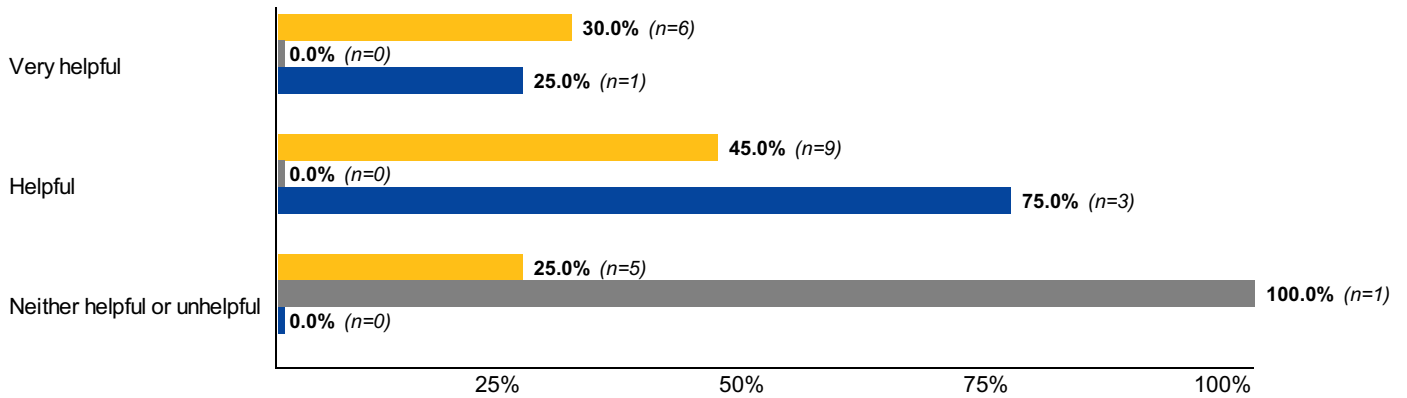
Undergraduate (*n*=21)  
Masters (*n*=1)  
Doctoral/Professional (*n*=4)



## Service learning and other academic volunteer experiences

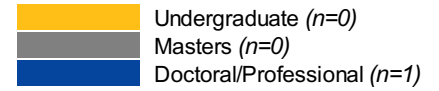
**Experiential 69:** How helpful were your service learning or other academic volunteer experiences in preparing you for the workplace/your career?

■ Undergraduate (*n*=20)  
■ Masters (*n*=1)  
■ Doctoral/Professional (*n*=4)

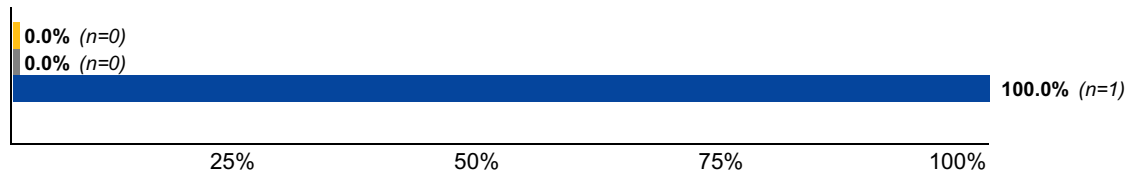


## Service learning and other academic volunteer experiences

**Experiential 71:** What type of service learning or other academic volunteer experience was this?



In conjunction with institution, but independent of coursework



## Assistantships

**Experiential 72:** How many assistantships did you complete?

	<b>Undergraduate</b> <i>n=5</i>	<b>Masters</b> <i>n=4</i>	<b>Doctoral/Professional</b> <i>n=6</i>
1	<b>60.0%</b> ( <i>n=3</i> )	<b>100.0%</b> ( <i>n=4</i> )	<b>33.3%</b> ( <i>n=2</i> )
2	<b>20.0%</b> ( <i>n=1</i> )	<b>0.0%</b> ( <i>n=0</i> )	<b>33.3%</b> ( <i>n=2</i> )
3	<b>0.0%</b> ( <i>n=0</i> )	<b>0.0%</b> ( <i>n=0</i> )	<b>0.0%</b> ( <i>n=0</i> )
4	<b>0.0%</b> ( <i>n=0</i> )	<b>0.0%</b> ( <i>n=0</i> )	<b>16.7%</b> ( <i>n=1</i> )
5	<b>0.0%</b> ( <i>n=0</i> )	<b>0.0%</b> ( <i>n=0</i> )	<b>0.0%</b> ( <i>n=0</i> )
More than 5	<b>20.0%</b> ( <i>n=1</i> )	<b>0.0%</b> ( <i>n=0</i> )	<b>16.7%</b> ( <i>n=1</i> )



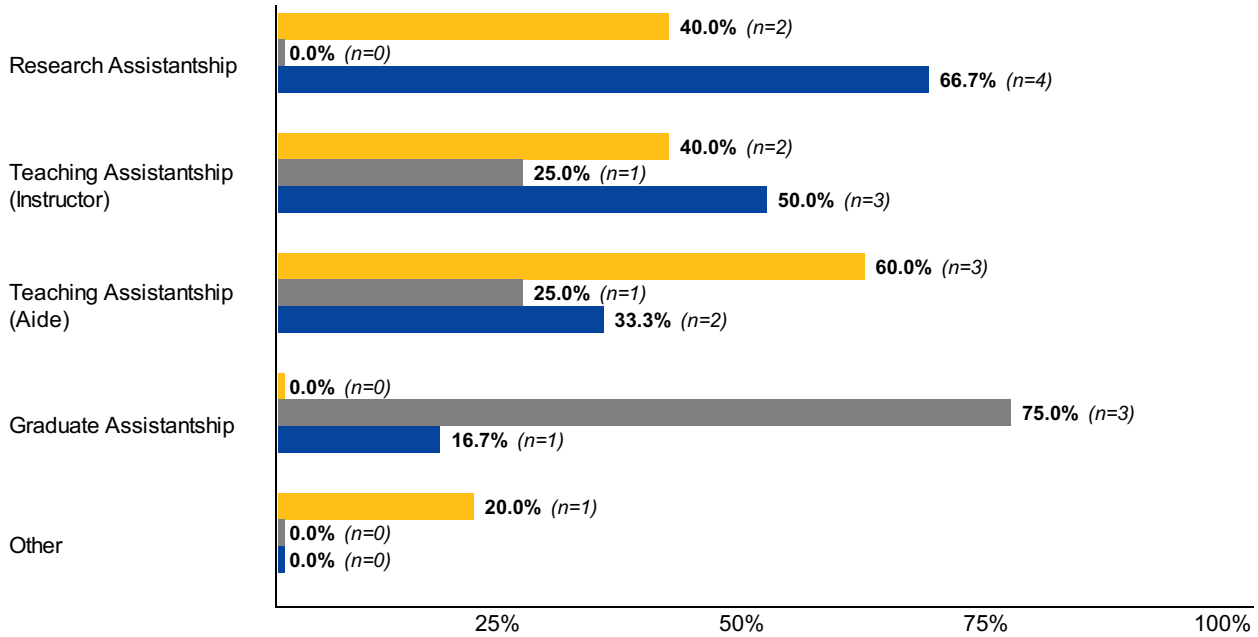
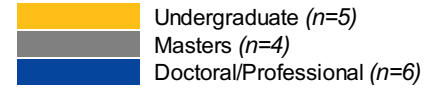
## Assistantships

**Experiential 73:** Please indicate if these experiences were full or part-time. (Select all that apply)

	<b>Undergraduate</b> <i>n=5</i>	<b>Masters</b> <i>n=4</i>	<b>Doctoral/Professional</b> <i>n=6</i>
Part-time	<b>100.0%</b> ( <i>n=5</i> )	<b>100.0%</b> ( <i>n=4</i> )	<b>66.7%</b> ( <i>n=4</i> )
Full-time	<b>0.0%</b> ( <i>n=0</i> )	<b>0.0%</b> ( <i>n=0</i> )	<b>33.3%</b> ( <i>n=2</i> )

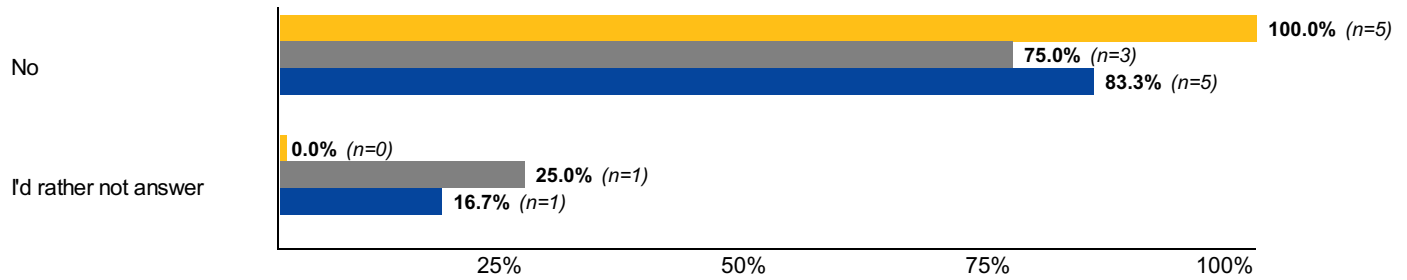
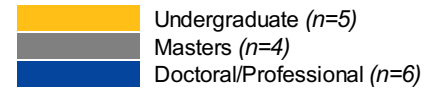
## Assistantships

**Experiential 74:** What types of assistantships did you complete? (Select all that apply)



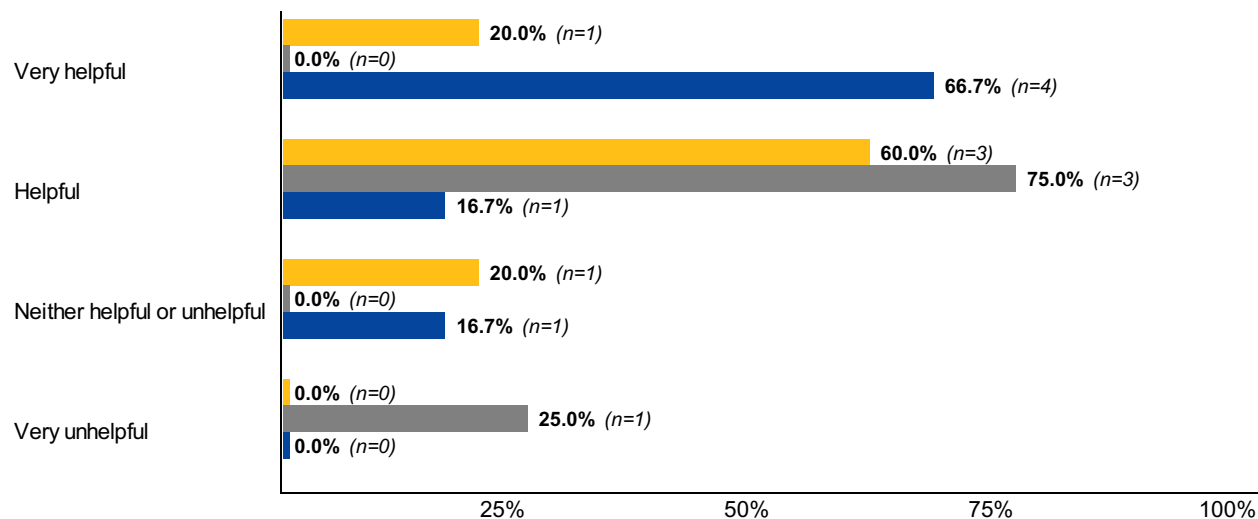
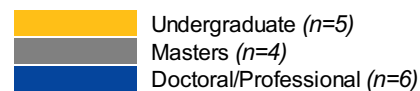
## Assistantships

**Experiential 75:** Were you offered full-time employment as result of any of your assistantships?



## Assistantships

**Experiential 76:** How helpful were your assistantship(s) in preparing you for the workplace/your career?



## Field Experience / Practicum

**Experiential 79:** How many field experiences or practicums did you complete?

	<b>Undergraduate</b> <i>n=11</i>	<b>Masters</b> <i>n=4</i>	<b>Doctoral/Professional</b> <i>n=0</i>
1	<b>72.7%</b> ( <i>n=8</i> )	<b>50.0%</b> ( <i>n=2</i> )	<b>0.0%</b> ( <i>n=0</i> )
2	<b>18.2%</b> ( <i>n=2</i> )	<b>25.0%</b> ( <i>n=1</i> )	<b>0.0%</b> ( <i>n=0</i> )
3	<b>0.0%</b> ( <i>n=0</i> )	<b>0.0%</b> ( <i>n=0</i> )	<b>0.0%</b> ( <i>n=0</i> )
4	<b>0.0%</b> ( <i>n=0</i> )	<b>0.0%</b> ( <i>n=0</i> )	<b>0.0%</b> ( <i>n=0</i> )
5	<b>0.0%</b> ( <i>n=0</i> )	<b>25.0%</b> ( <i>n=1</i> )	<b>0.0%</b> ( <i>n=0</i> )
More than 5	<b>9.1%</b> ( <i>n=1</i> )	<b>0.0%</b> ( <i>n=0</i> )	<b>0.0%</b> ( <i>n=0</i> )

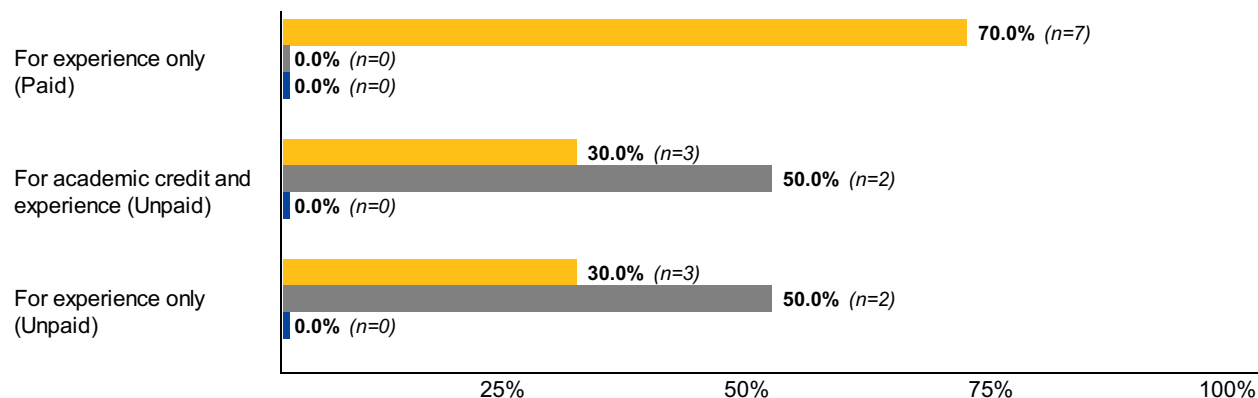
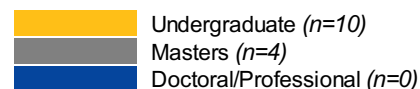
## Field Experience / Practicum

**Experiential 80:** Please indicate if these experiences were full or part-time. (Select all that apply)

	<b>Undergraduate</b> <i>n=11</i>	<b>Masters</b> <i>n=4</i>	<b>Doctoral/Professional</b> <i>n=0</i>
Part-time	<b>72.7%</b> ( <i>n=8</i> )	<b>100.0%</b> ( <i>n=4</i> )	<b>0.0%</b> ( <i>n=0</i> )
Full-time	<b>27.3%</b> ( <i>n=3</i> )	<b>0.0%</b> ( <i>n=0</i> )	<b>0.0%</b> ( <i>n=0</i> )

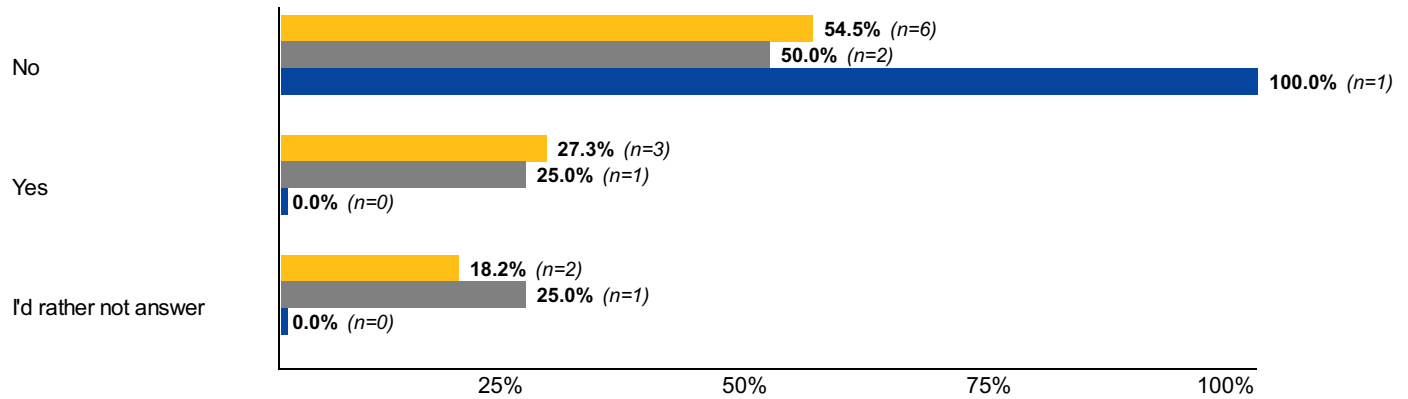
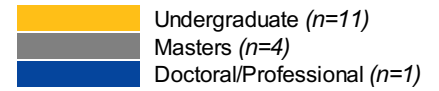
## Field Experience / Practicum

**Experiential 81:** What types of field experiences or practicums did you complete? (Select all that apply)



## Field Experience / Practicum

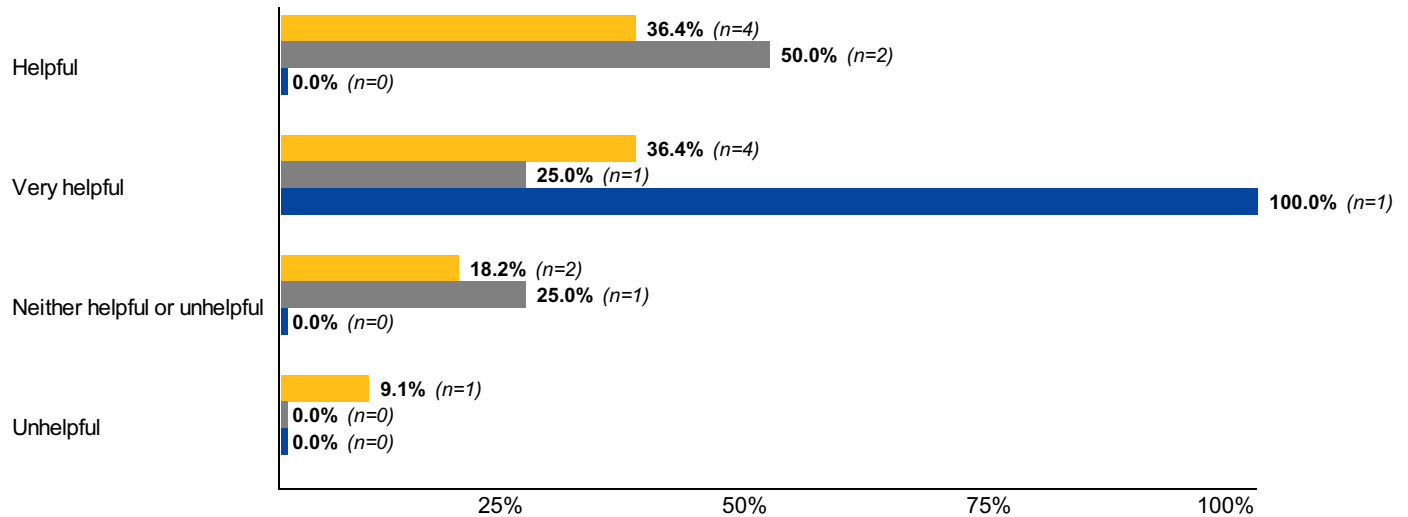
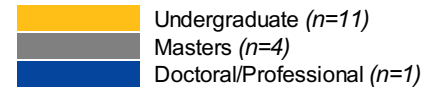
**Experiential 82:** Were you offered full-time employment as result of any of your field experiences or practicums?





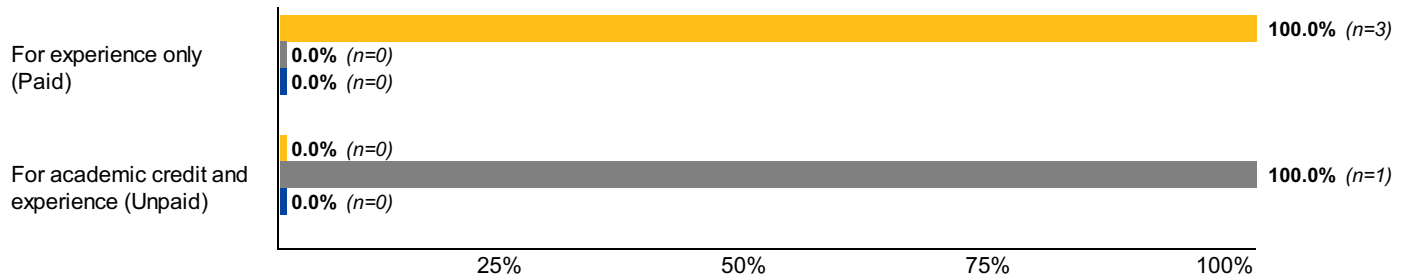
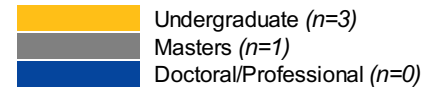
## Field Experience / Practicum

**Experiential 83:** How helpful were your field experiences or practicums in preparing you for the workplace/your career?



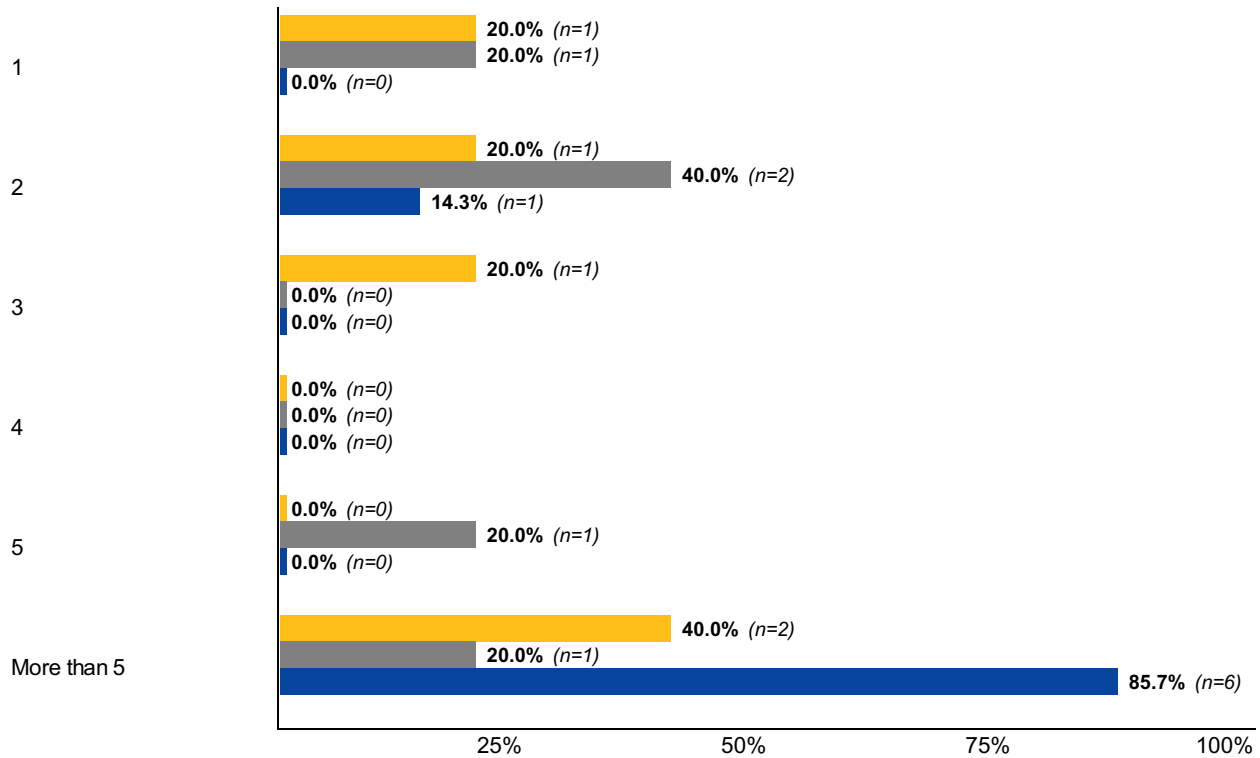
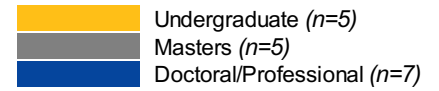
## Field Experience / Practicum

**Experiential 85:** What type of field experience or practicum was this?



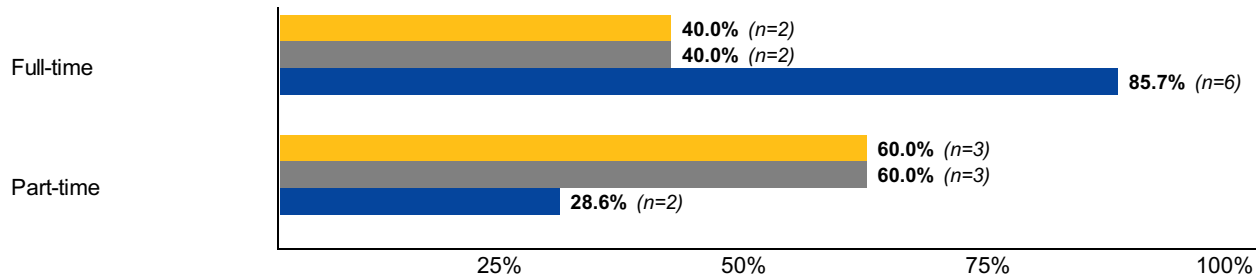
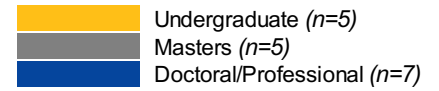
## Clinical Experience

**Experiential 86:** How many clinical experiences did you complete?



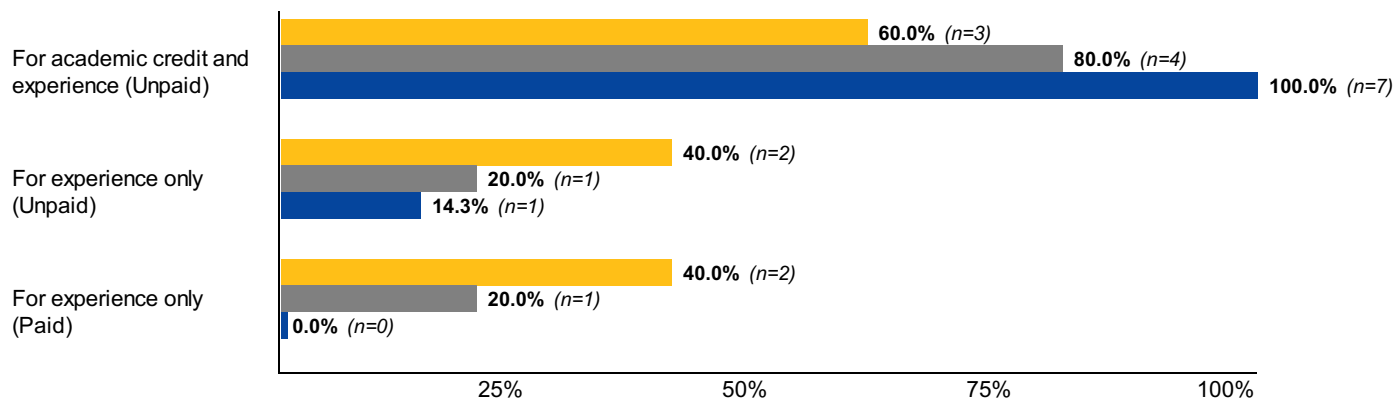
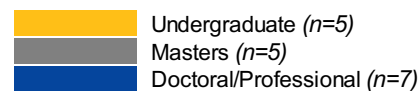
## Clinical Experience

**Experiential 87:** Please indicate if these experiences were full or part-time. (Select all that apply)



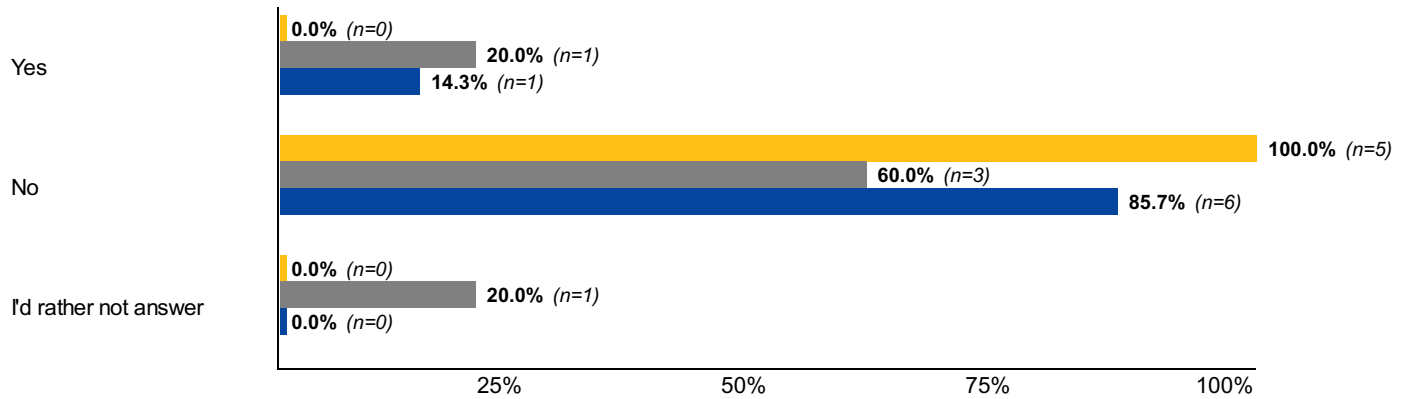
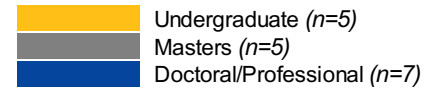
## Clinical Experience

**Experiential 88:** What types of clinical experiences did you complete? (Select all that apply)



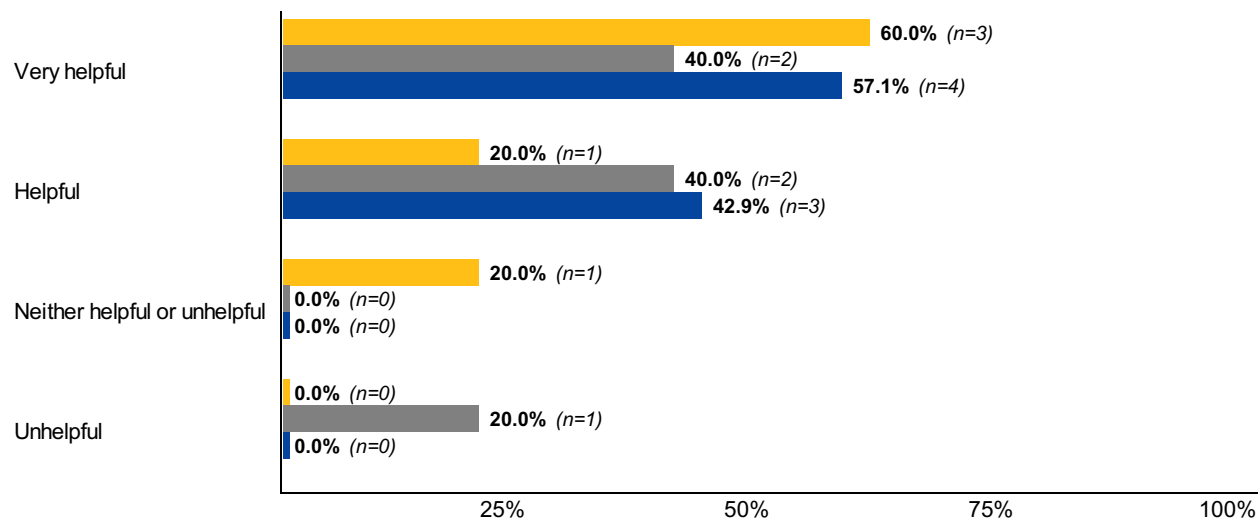
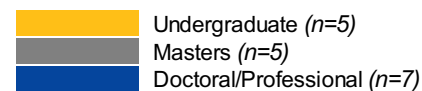
## Clinical Experience

**Experiential 89:** Were you offered full-time employment as result of any of your clinical experiences?



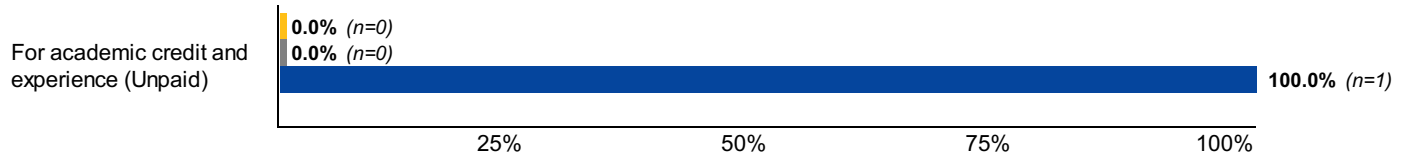
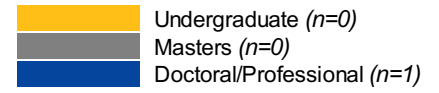
## Clinical Experience

**Experiential 90:** How helpful were your clinical experiences in preparing you for the workplace/your career?



## Clinical Experience

**Experiential 92:** What type of clinical experience was this?





## Student Teaching

**Experiential 94:** Please indicate if this experience was full or part-time. (Select all that apply)

	<b>Undergraduate</b> <i>n=2</i>	<b>Masters</b> <i>n=0</i>	<b>Doctoral/Professional</b> <i>n=2</i>
Part-time	<b>100.0%</b> ( <i>n=2</i> )	<b>0.0%</b> ( <i>n=0</i> )	<b>100.0%</b> ( <i>n=2</i> )

## Student Teaching: Grade Level

**Experiential 95:** Please indicate the grade you taught and whether the school was public or private.

	<b>Undergraduate</b> <i>n=2</i>	<b>Masters</b> <i>n=0</i>	<b>Doctoral/Professional</b> <i>n=2</i>
Pre-K	0.0% ( <i>n=0</i> )	0.0% ( <i>n=0</i> )	0.0% ( <i>n=0</i> )
Kindergarten	0.0% ( <i>n=0</i> )	0.0% ( <i>n=0</i> )	0.0% ( <i>n=0</i> )
1st	0.0% ( <i>n=0</i> )	0.0% ( <i>n=0</i> )	0.0% ( <i>n=0</i> )
2nd	0.0% ( <i>n=0</i> )	0.0% ( <i>n=0</i> )	0.0% ( <i>n=0</i> )
3rd	0.0% ( <i>n=0</i> )	0.0% ( <i>n=0</i> )	0.0% ( <i>n=0</i> )
4th	0.0% ( <i>n=0</i> )	0.0% ( <i>n=0</i> )	0.0% ( <i>n=0</i> )
5th	50.0% ( <i>n=1</i> )	0.0% ( <i>n=0</i> )	0.0% ( <i>n=0</i> )
6th	0.0% ( <i>n=0</i> )	0.0% ( <i>n=0</i> )	0.0% ( <i>n=0</i> )
7th	0.0% ( <i>n=0</i> )	0.0% ( <i>n=0</i> )	0.0% ( <i>n=0</i> )
8th	0.0% ( <i>n=0</i> )	0.0% ( <i>n=0</i> )	0.0% ( <i>n=0</i> )
9th	0.0% ( <i>n=0</i> )	0.0% ( <i>n=0</i> )	0.0% ( <i>n=0</i> )
10th	0.0% ( <i>n=0</i> )	0.0% ( <i>n=0</i> )	0.0% ( <i>n=0</i> )
11th	0.0% ( <i>n=0</i> )	0.0% ( <i>n=0</i> )	0.0% ( <i>n=0</i> )
12th	0.0% ( <i>n=0</i> )	0.0% ( <i>n=0</i> )	0.0% ( <i>n=0</i> )
Non-grade level	50.0% ( <i>n=1</i> )	0.0% ( <i>n=0</i> )	50.0% ( <i>n=1</i> )
More than one grade level (Multiple positions)	0.0% ( <i>n=0</i> )	0.0% ( <i>n=0</i> )	0.0% ( <i>n=0</i> )
Other	0.0% ( <i>n=0</i> )	0.0% ( <i>n=0</i> )	50.0% ( <i>n=1</i> )

## Student Teaching: Public/Private/Charter

**Experiential 95:** Please indicate the grade you taught and whether the school was public or private.

	<b>Undergraduate</b> <i>n=2</i>	<b>Masters</b> <i>n=0</i>	<b>Doctoral/Professional</b> <i>n=2</i>
Public	<b>50.0%</b> ( <i>n=1</i> )	<b>0.0%</b> ( <i>n=0</i> )	<b>100.0%</b> ( <i>n=2</i> )
Private	<b>50.0%</b> ( <i>n=1</i> )	<b>0.0%</b> ( <i>n=0</i> )	<b>0.0%</b> ( <i>n=0</i> )

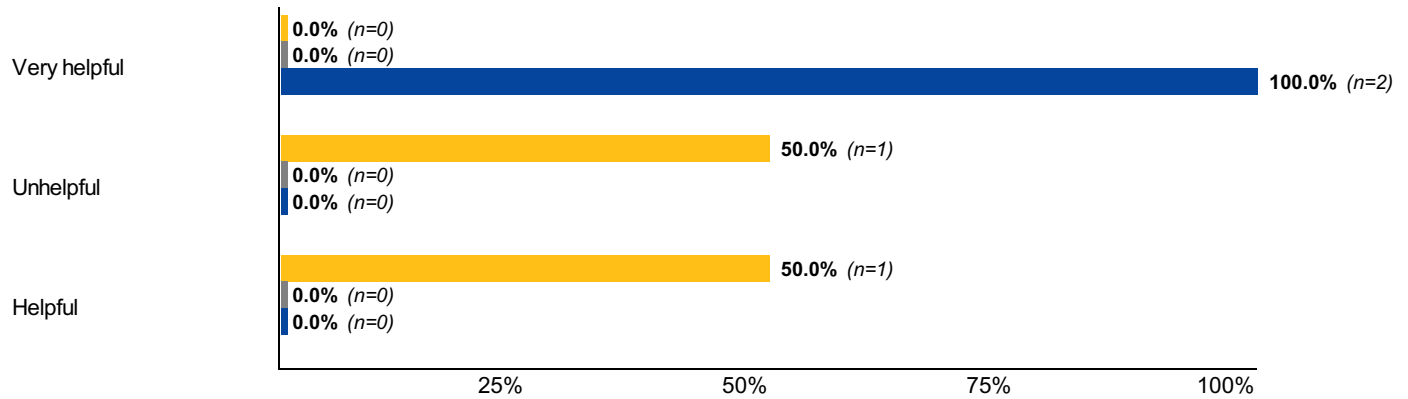
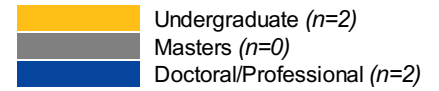
## Student Teaching

**Experiential 96:** Were you offered full-time employment as result of your student teaching experience?

	<b>Undergraduate</b> <i>n=2</i>	<b>Masters</b> <i>n=0</i>	<b>Doctoral/Professional</b> <i>n=2</i>
Yes	<b>0.0%</b> ( <i>n=0</i> )	<b>0.0%</b> ( <i>n=0</i> )	<b>50.0%</b> ( <i>n=1</i> )
No	<b>100.0%</b> ( <i>n=2</i> )	<b>0.0%</b> ( <i>n=0</i> )	<b>50.0%</b> ( <i>n=1</i> )

## Student Teaching

**Experiential 97:** How helpful was your student teaching experience in preparing you for the workplace/your career?



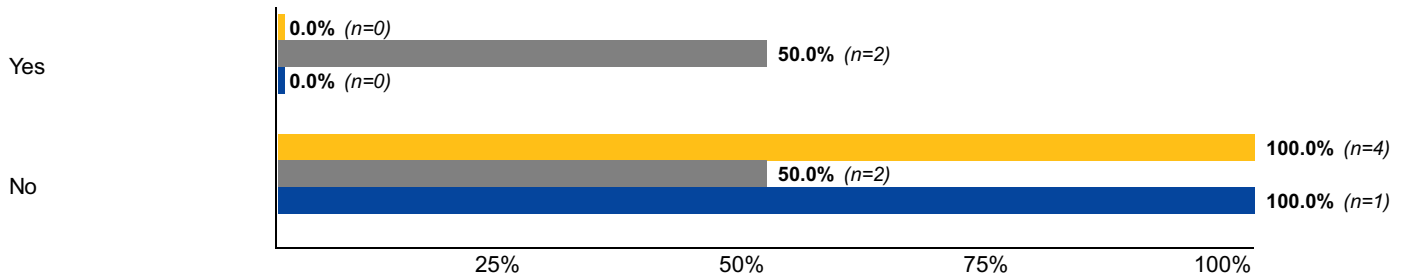
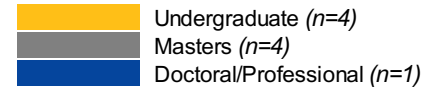
## Study Abroad/Away with internship or practicum component

**Experiential 99:** How many study abroad/away experiences with internship or practicum components did you complete?

	<b>Undergraduate</b> <i>n=4</i>	<b>Masters</b> <i>n=3</i>	<b>Doctoral/Professional</b> <i>n=1</i>
1	<b>100.0%</b> ( <i>n=4</i> )	<b>33.3%</b> ( <i>n=1</i> )	<b>100.0%</b> ( <i>n=1</i> )
2	<b>0.0%</b> ( <i>n=0</i> )	<b>0.0%</b> ( <i>n=0</i> )	<b>0.0%</b> ( <i>n=0</i> )
3	<b>0.0%</b> ( <i>n=0</i> )	<b>0.0%</b> ( <i>n=0</i> )	<b>0.0%</b> ( <i>n=0</i> )
4	<b>0.0%</b> ( <i>n=0</i> )	<b>0.0%</b> ( <i>n=0</i> )	<b>0.0%</b> ( <i>n=0</i> )
5	<b>0.0%</b> ( <i>n=0</i> )	<b>0.0%</b> ( <i>n=0</i> )	<b>0.0%</b> ( <i>n=0</i> )
More than 5	<b>0.0%</b> ( <i>n=0</i> )	<b>33.3%</b> ( <i>n=1</i> )	<b>0.0%</b> ( <i>n=0</i> )
Other	<b>0.0%</b> ( <i>n=0</i> )	<b>33.3%</b> ( <i>n=1</i> )	<b>0.0%</b> ( <i>n=0</i> )

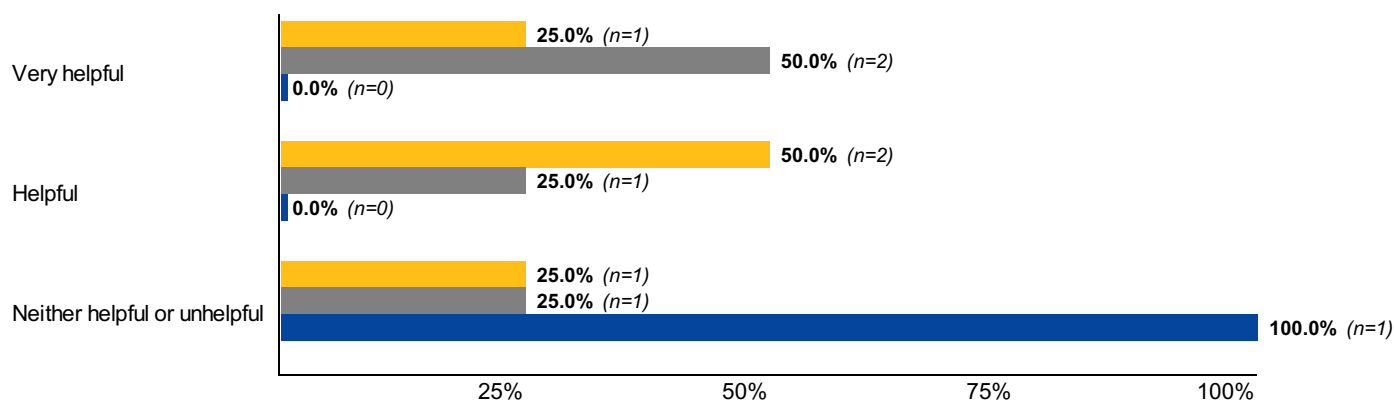
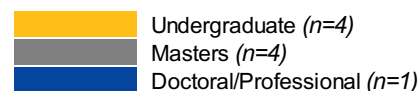
## Study Abroad/Away with internship or practicum component

**Experiential 101:** Were you offered full-time employment as result of any of your study abroad/away experiences with internship or practicum components?



## Study Abroad/Away with internship or practicum component

**Experiential 102:** How helpful were your study abroad/away experiences with internship or practicum components in preparing you for the workplace/your career?

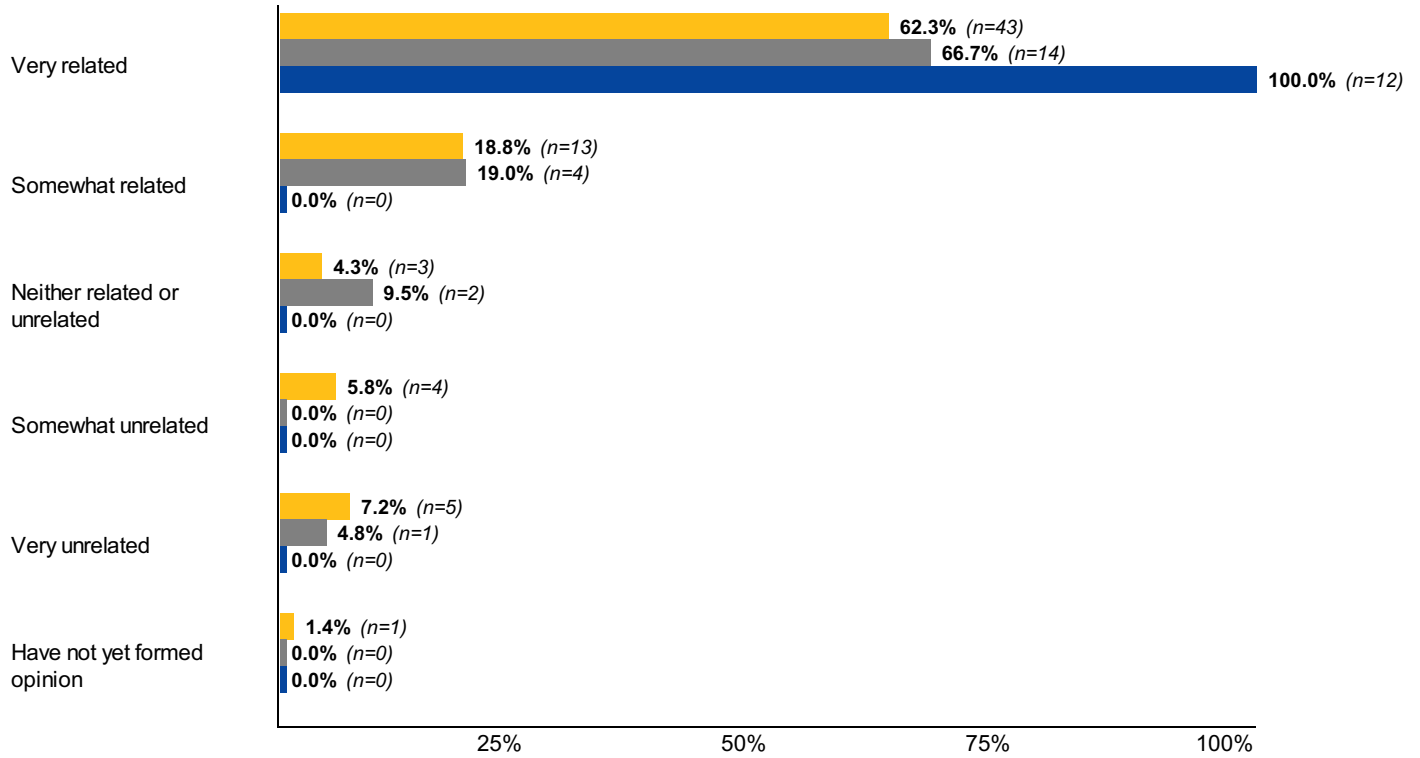




## Satisfaction

**Satisfaction 105:** How related is your primary post-graduation occupation to your program/area of study?

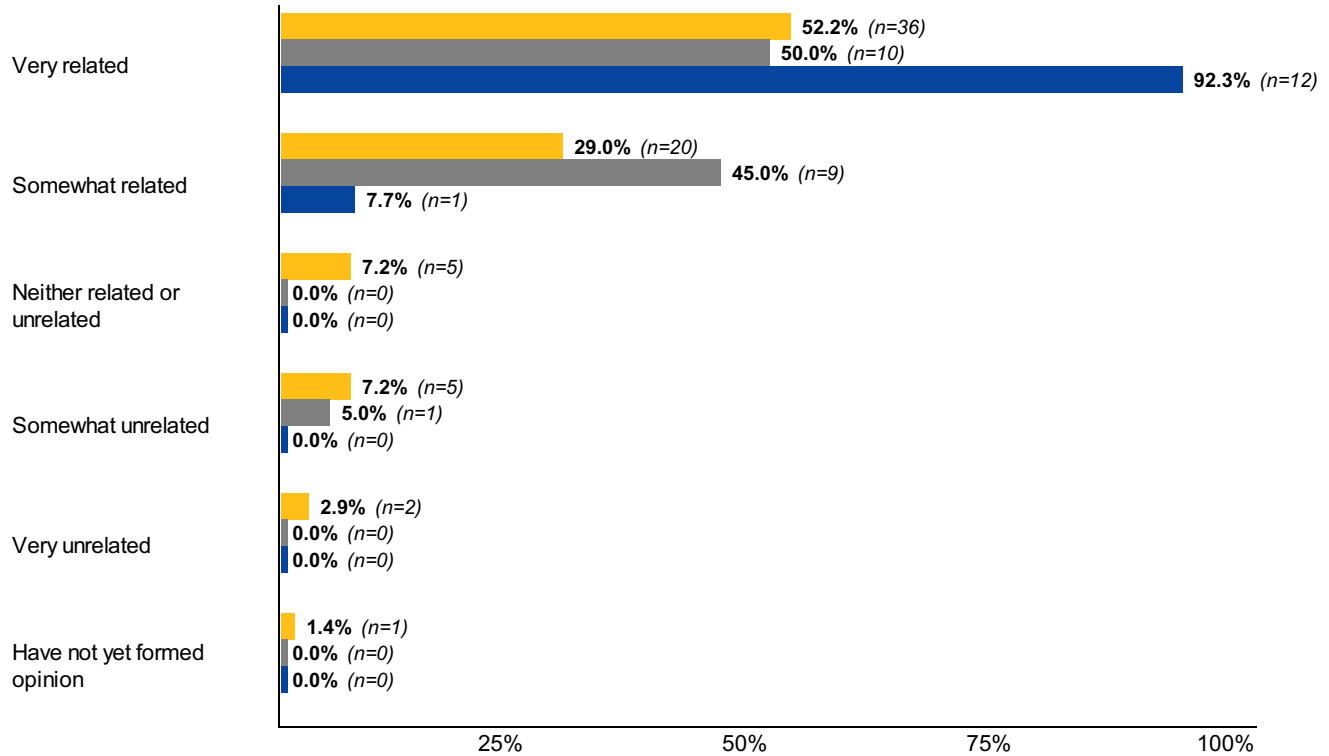
Undergraduate (n=69)  
 Masters (n=21)  
 Doctoral/Professional (n=12)



## Satisfaction

**Satisfaction 106:** How related is your primary post-graduation occupation to your career goals?

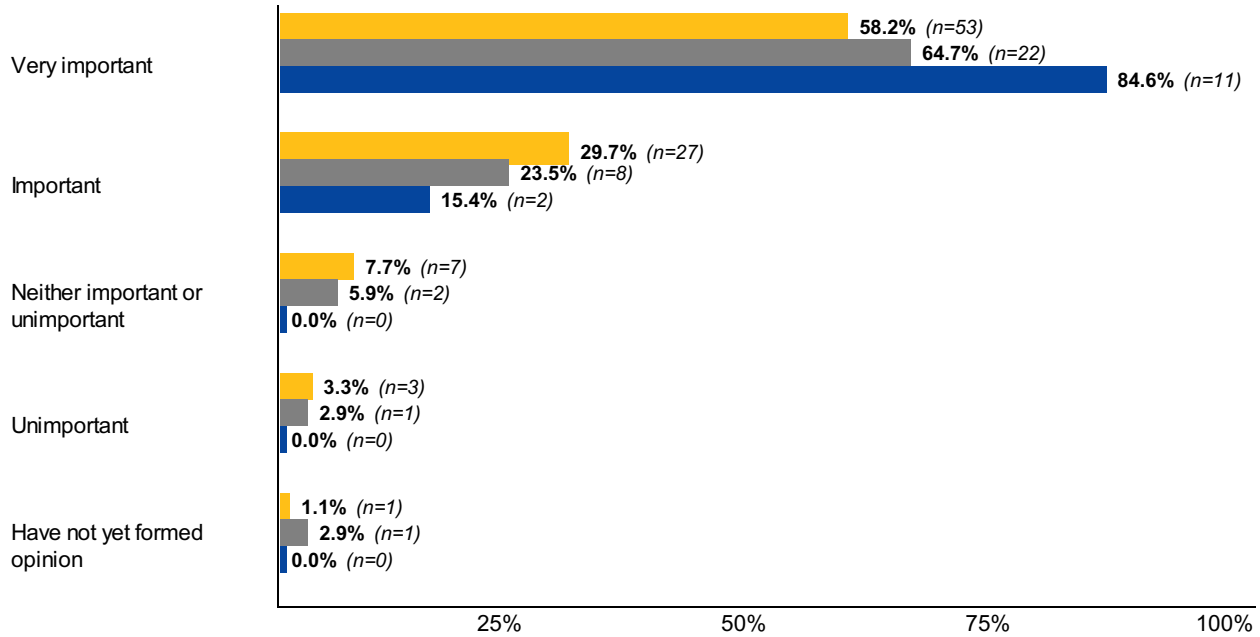
■ Undergraduate (n=69)  
■ Masters (n=20)  
■ Doctoral/Professional (n=13)



## Satisfaction

**Satisfaction 107:** How important to you is it that your primary post-graduation occupation or career is related to your program/area of study?

■ Undergraduate (n=91)  
■ Masters (n=34)  
■ Doctoral/Professional (n=13)



## Satisfaction

**Satisfaction 108:** How satisfied are you with your primary post-graduation occupation?

■ Undergraduate (n=69)  
■ Masters (n=21)  
■ Doctoral/Professional (n=13)

