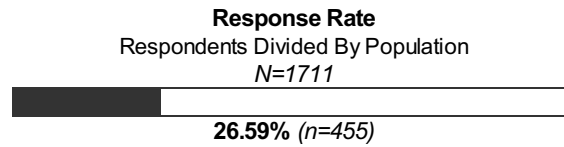
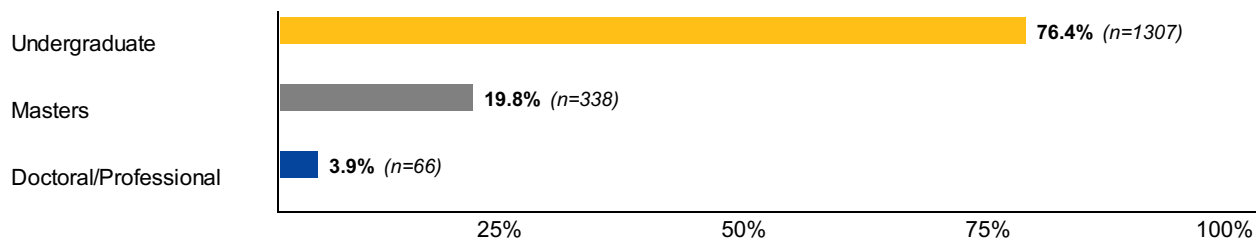


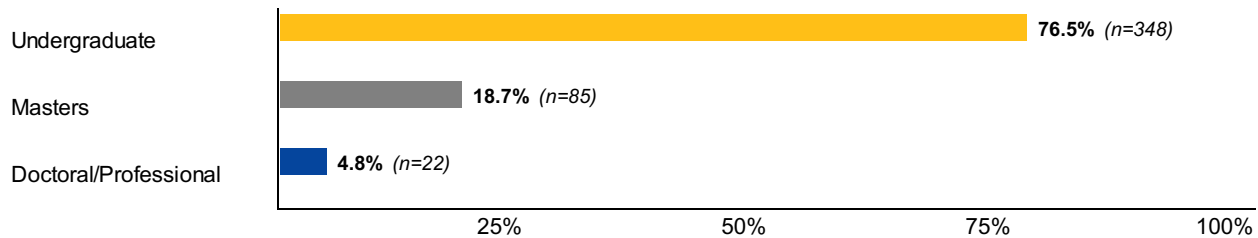
## Response Rate Summary



### Population By Degree Level



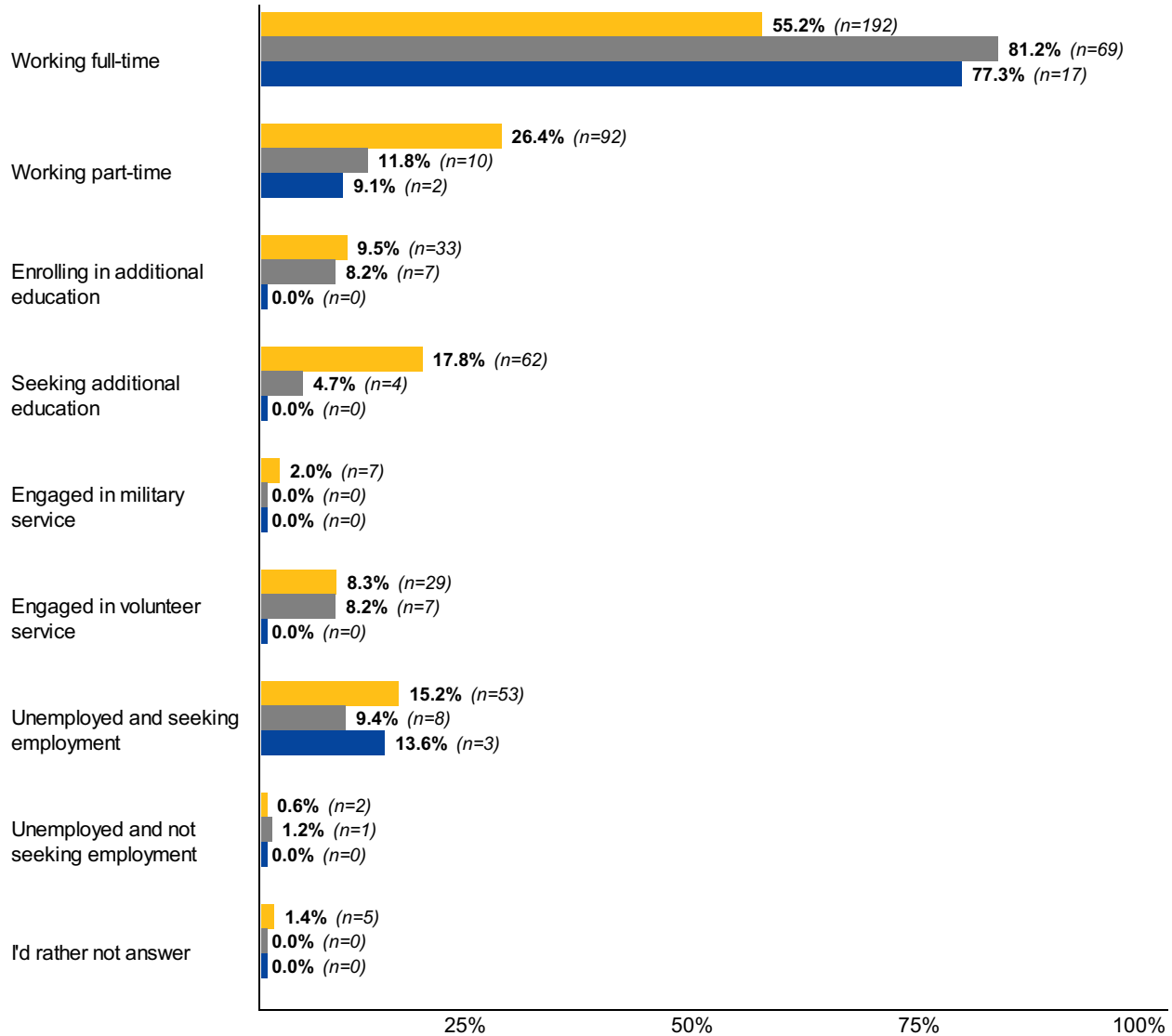
### Respondents By Degree Level



## General Outcomes

**Core 1:** Which of the following options represent your post-graduation situation at this time?  
(Select all that apply)

Undergraduate (n=348)  
 Masters (n=85)  
 Doctoral/Professional (n=22)



## General Outcomes

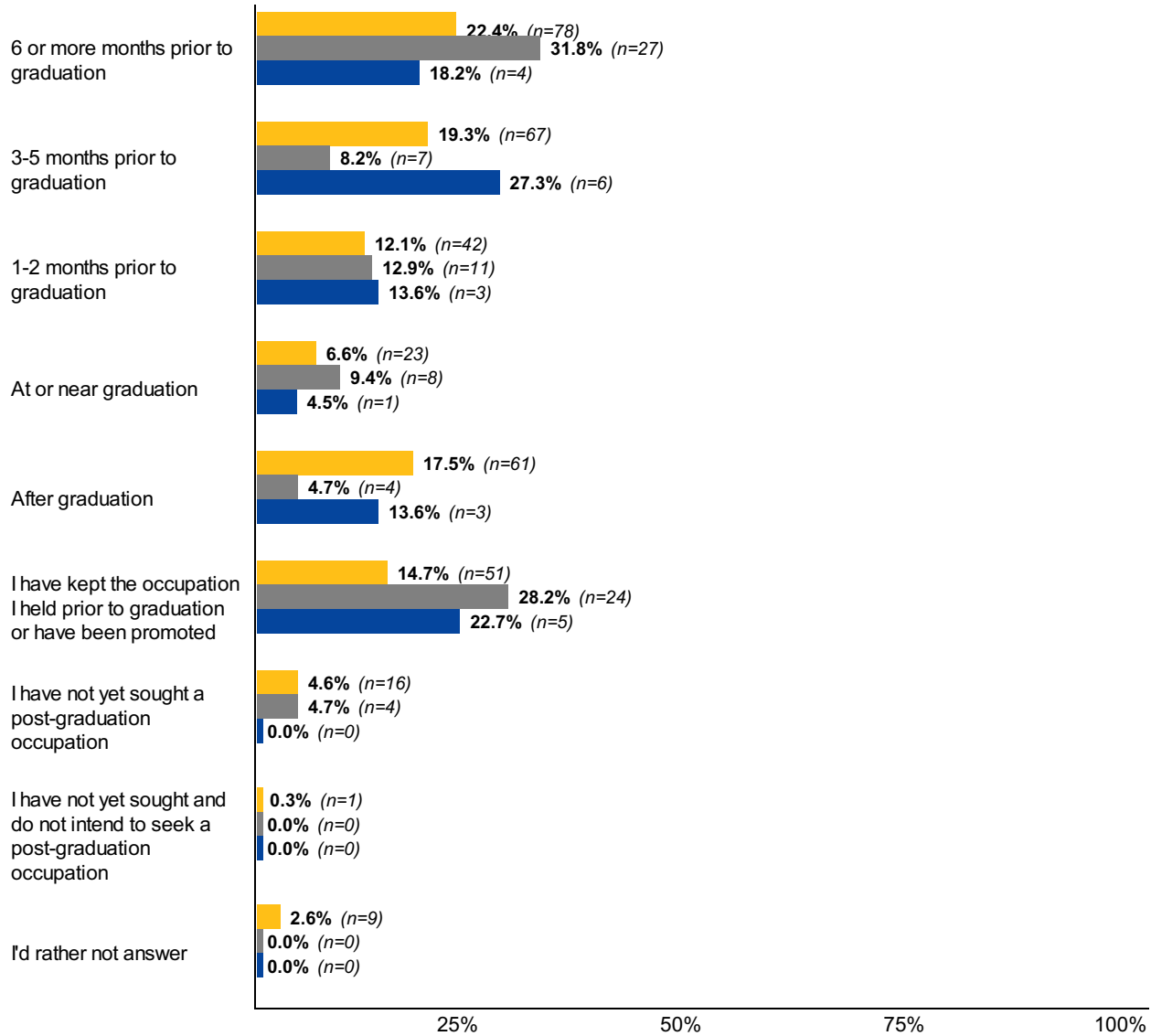
**Core 2:** Which of the options above would you identify as your primary status post-graduation?

	<b>Undergraduate</b> <i>n=348</i>	<b>Masters</b> <i>n=85</i>	<b>Doctoral/Professional</b> <i>n=22</i>
Working full-time	<b>52.0%</b> ( <i>n=181</i> )	<b>81.2%</b> ( <i>n=69</i> )	<b>77.3%</b> ( <i>n=17</i> )
Working part-time	<b>16.1%</b> ( <i>n=56</i> )	<b>8.2%</b> ( <i>n=7</i> )	<b>9.1%</b> ( <i>n=2</i> )
Enrolling in additional education	<b>7.5%</b> ( <i>n=26</i> )	<b>1.2%</b> ( <i>n=1</i> )	<b>0.0%</b> ( <i>n=0</i> )
Seeking additional education	<b>6.6%</b> ( <i>n=23</i> )	<b>0.0%</b> ( <i>n=0</i> )	<b>0.0%</b> ( <i>n=0</i> )
Engaged in military service	<b>1.1%</b> ( <i>n=4</i> )	<b>0.0%</b> ( <i>n=0</i> )	<b>0.0%</b> ( <i>n=0</i> )
Engaged in volunteer service	<b>0.9%</b> ( <i>n=3</i> )	<b>0.0%</b> ( <i>n=0</i> )	<b>0.0%</b> ( <i>n=0</i> )
Unemployed and seeking employment	<b>13.8%</b> ( <i>n=48</i> )	<b>9.4%</b> ( <i>n=8</i> )	<b>13.6%</b> ( <i>n=3</i> )
Unemployed and not seeking employment	<b>0.3%</b> ( <i>n=1</i> )	<b>0.0%</b> ( <i>n=0</i> )	<b>0.0%</b> ( <i>n=0</i> )
I'd rather not answer	<b>1.7%</b> ( <i>n=6</i> )	<b>0.0%</b> ( <i>n=0</i> )	<b>0.0%</b> ( <i>n=0</i> )

## General Outcomes

**Core 3:** When did you begin to pursue your primary post-graduation occupation?

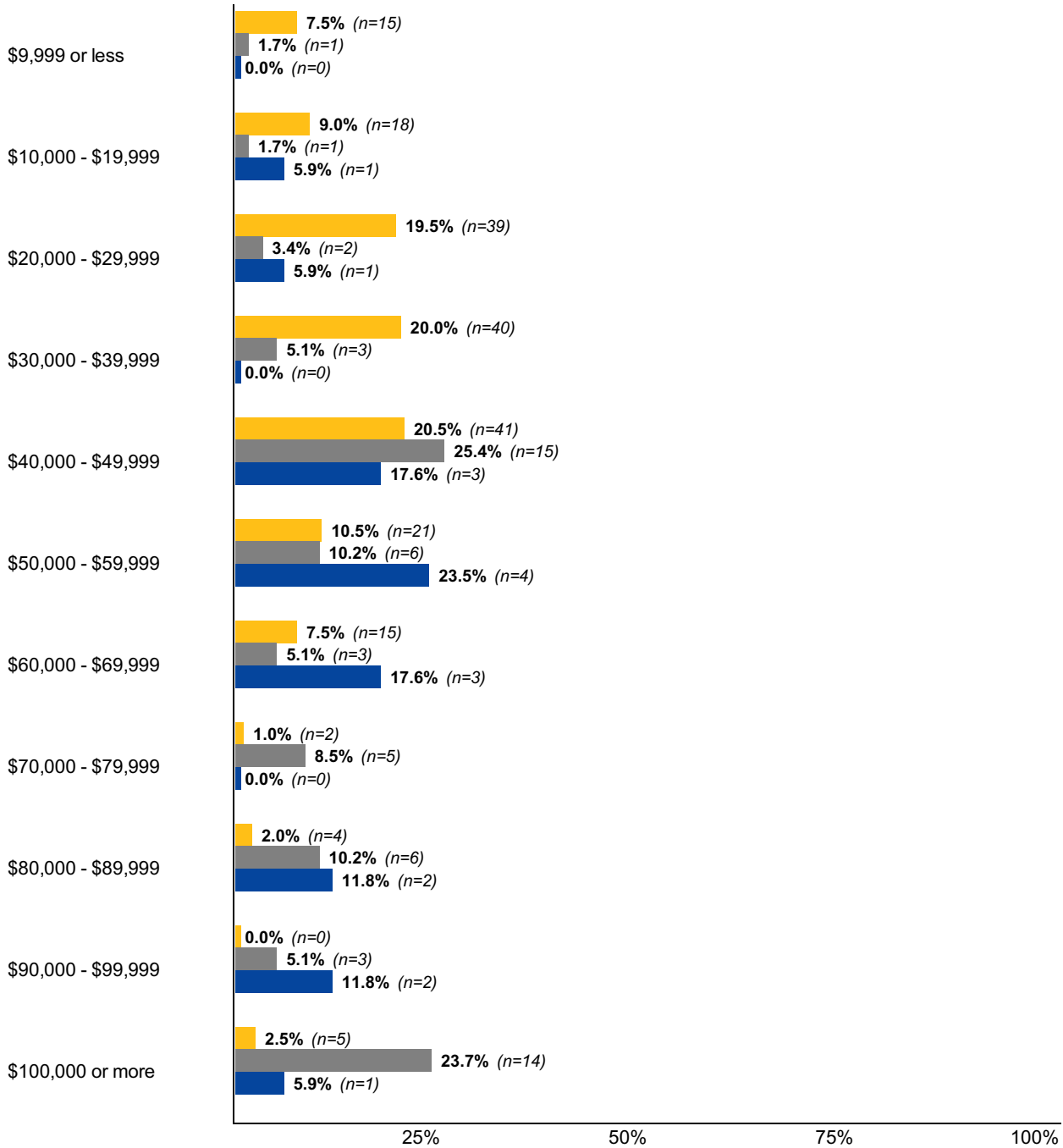
Undergraduate (n=348)  
 Masters (n=85)  
 Doctoral/Professional (n=22)



## Occupation

**Core 5:** Please enter your expected total annual income, and if applicable, guaranteed bonus(es) below.

Undergraduate (n=200)  
 Masters (n=59)  
 Doctoral/Professional (n=17)



Overall median income: **\$42,000**

Median income for *Undergraduate* students: **\$36,000**

Median income for *Masters* students: **\$65,000**

Median income for *Doctoral/Professional* students: **\$55,000**

To protect respondent confidentiality, median incomes have been rounded to the nearest \$500 interval.

## Occupation

**Core 6:** Which of the following best describes your occupation?

	<b>Undergraduate</b> <i>n=255</i>	<b>Masters</b> <i>n=70</i>	<b>Doctoral/Professional</b> <i>n=18</i>
Employed by an organization	<b>66.3%</b> ( <i>n=169</i> )	<b>80.0%</b> ( <i>n=56</i> )	<b>50.0%</b> ( <i>n=9</i> )
Engaged in an entrepreneurial / start-up effort as an owner	<b>1.6%</b> ( <i>n=4</i> )	<b>0.0%</b> ( <i>n=0</i> )	<b>0.0%</b> ( <i>n=0</i> )
Employed freelance	<b>1.2%</b> ( <i>n=3</i> )	<b>0.0%</b> ( <i>n=0</i> )	<b>0.0%</b> ( <i>n=0</i> )
Self-employed	<b>2.0%</b> ( <i>n=5</i> )	<b>0.0%</b> ( <i>n=0</i> )	<b>0.0%</b> ( <i>n=0</i> )
Employed in a temporary / contract work assignment	<b>6.3%</b> ( <i>n=16</i> )	<b>4.3%</b> ( <i>n=3</i> )	<b>0.0%</b> ( <i>n=0</i> )
Employed in a postgraduate internship	<b>2.4%</b> ( <i>n=6</i> )	<b>2.9%</b> ( <i>n=2</i> )	<b>0.0%</b> ( <i>n=0</i> )
Employed in a fellowship, post-doctoral residency, or other postdoctoral appointment	<b>1.6%</b> ( <i>n=4</i> )	<b>0.0%</b> ( <i>n=0</i> )	<b>27.8%</b> ( <i>n=5</i> )
Employed in a faculty position at an institution of higher learning	<b>1.6%</b> ( <i>n=4</i> )	<b>4.3%</b> ( <i>n=3</i> )	<b>22.2%</b> ( <i>n=4</i> )
Employed in any other work category	<b>15.3%</b> ( <i>n=39</i> )	<b>8.6%</b> ( <i>n=6</i> )	<b>0.0%</b> ( <i>n=0</i> )
I'd rather not answer	<b>2.0%</b> ( <i>n=5</i> )	<b>0.0%</b> ( <i>n=0</i> )	<b>0.0%</b> ( <i>n=0</i> )

## Occupation

**Core 7:** Do you/will you hold more than one paid position?

	<b>Undergraduate</b> <i>n=255</i>	<b>Masters</b> <i>n=70</i>	<b>Doctoral/Professional</b> <i>n=18</i>
Yes	<b>26.7%</b> ( <i>n=68</i> )	<b>21.4%</b> ( <i>n=15</i> )	<b>22.2%</b> ( <i>n=4</i> )
No	<b>69.0%</b> ( <i>n=176</i> )	<b>78.6%</b> ( <i>n=55</i> )	<b>72.2%</b> ( <i>n=13</i> )
I'd rather not answer	<b>4.3%</b> ( <i>n=11</i> )	<b>0.0%</b> ( <i>n=0</i> )	<b>5.6%</b> ( <i>n=1</i> )



## Occupation: Industry

**Core 9 & Core 13:** Which of the following best describes the industry and job function of the occupation you do/will hold?

	<b>Undergraduate</b> <i>n=180</i>	<b>Masters</b> <i>n=62</i>	<b>Doctoral/Professional</b> <i>n=14</i>
Healthcare / Health Services	<b>19.4%</b> ( <i>n=35</i> )	<b>32.3%</b> ( <i>n=20</i> )	<b>7.1%</b> ( <i>n=1</i> )
Education	<b>6.7%</b> ( <i>n=12</i> )	<b>25.8%</b> ( <i>n=16</i> )	<b>21.4%</b> ( <i>n=3</i> )
Government / Public Administration	<b>5.6%</b> ( <i>n=10</i> )	<b>1.6%</b> ( <i>n=1</i> )	<b>7.1%</b> ( <i>n=1</i> )
Other / Unspecified	<b>5.6%</b> ( <i>n=10</i> )	<b>1.6%</b> ( <i>n=1</i> )	<b>0.0%</b> ( <i>n=0</i> )
Medicine	<b>2.8%</b> ( <i>n=5</i> )	<b>4.8%</b> ( <i>n=3</i> )	<b>14.3%</b> ( <i>n=2</i> )
Financial Services	<b>2.8%</b> ( <i>n=5</i> )	<b>6.5%</b> ( <i>n=4</i> )	<b>0.0%</b> ( <i>n=0</i> )
Retail / Wholesale	<b>4.4%</b> ( <i>n=8</i> )	<b>0.0%</b> ( <i>n=0</i> )	<b>0.0%</b> ( <i>n=0</i> )
Law Enforcement & Security	<b>3.3%</b> ( <i>n=6</i> )	<b>0.0%</b> ( <i>n=0</i> )	<b>7.1%</b> ( <i>n=1</i> )
Higher Education	<b>0.6%</b> ( <i>n=1</i> )	<b>9.7%</b> ( <i>n=6</i> )	<b>0.0%</b> ( <i>n=0</i> )
Sciences	<b>1.7%</b> ( <i>n=3</i> )	<b>1.6%</b> ( <i>n=1</i> )	<b>14.3%</b> ( <i>n=2</i> )
Banking	<b>2.8%</b> ( <i>n=5</i> )	<b>1.6%</b> ( <i>n=1</i> )	<b>0.0%</b> ( <i>n=0</i> )
Food Services	<b>3.3%</b> ( <i>n=6</i> )	<b>0.0%</b> ( <i>n=0</i> )	<b>0.0%</b> ( <i>n=0</i> )
Information Technology	<b>2.2%</b> ( <i>n=4</i> )	<b>1.6%</b> ( <i>n=1</i> )	<b>0.0%</b> ( <i>n=0</i> )
Non-Profit / Philanthropy	<b>1.7%</b> ( <i>n=3</i> )	<b>0.0%</b> ( <i>n=0</i> )	<b>7.1%</b> ( <i>n=1</i> )
Law	<b>2.2%</b> ( <i>n=4</i> )	<b>0.0%</b> ( <i>n=0</i> )	<b>0.0%</b> ( <i>n=0</i> )
Human Resources	<b>1.7%</b> ( <i>n=3</i> )	<b>1.6%</b> ( <i>n=1</i> )	<b>0.0%</b> ( <i>n=0</i> )
Advertising	<b>2.2%</b> ( <i>n=4</i> )	<b>0.0%</b> ( <i>n=0</i> )	<b>0.0%</b> ( <i>n=0</i> )
Consumer Services	<b>2.2%</b> ( <i>n=4</i> )	<b>0.0%</b> ( <i>n=0</i> )	<b>0.0%</b> ( <i>n=0</i> )
Engineering	<b>0.6%</b> ( <i>n=1</i> )	<b>1.6%</b> ( <i>n=1</i> )	<b>7.1%</b> ( <i>n=1</i> )
Business Services	<b>1.7%</b> ( <i>n=3</i> )	<b>0.0%</b> ( <i>n=0</i> )	<b>0.0%</b> ( <i>n=0</i> )

Food & Beverage	1.7% (n=3)	0.0% (n=0)	0.0% (n=0)
Health, Wellness & Fitness	1.7% (n=3)	0.0% (n=0)	0.0% (n=0)
Military & Defense	1.7% (n=3)	0.0% (n=0)	0.0% (n=0)
Real Estate	0.6% (n=1)	3.2% (n=2)	0.0% (n=0)
Accounting	1.7% (n=3)	0.0% (n=0)	0.0% (n=0)
Social Services	1.1% (n=2)	1.6% (n=1)	0.0% (n=0)
Communications	1.7% (n=3)	0.0% (n=0)	0.0% (n=0)
Biotechnology	0.6% (n=1)	0.0% (n=0)	7.1% (n=1)
Insurance Services	0.6% (n=1)	1.6% (n=1)	0.0% (n=0)
Design	0.6% (n=1)	1.6% (n=1)	0.0% (n=0)
Staffing & Employment	1.1% (n=2)	0.0% (n=0)	0.0% (n=0)
Cosmetics	1.1% (n=2)	0.0% (n=0)	0.0% (n=0)
Marketing	1.1% (n=2)	0.0% (n=0)	0.0% (n=0)
Consulting	0.6% (n=1)	1.6% (n=1)	0.0% (n=0)
Aviation / Airlines	1.1% (n=2)	0.0% (n=0)	0.0% (n=0)
Energy	0.6% (n=1)	0.0% (n=0)	7.1% (n=1)
Veterinary	0.6% (n=1)	0.0% (n=0)	0.0% (n=0)
Oil & Gas	0.6% (n=1)	0.0% (n=0)	0.0% (n=0)
Construction	0.6% (n=1)	0.0% (n=0)	0.0% (n=0)
Fine Arts	0.6% (n=1)	0.0% (n=0)	0.0% (n=0)
Chemicals	0.6% (n=1)	0.0% (n=0)	0.0% (n=0)
Food Science	0.6% (n=1)	0.0% (n=0)	0.0% (n=0)
Computers	0.6% (n=1)	0.0% (n=0)	0.0% (n=0)
E-Commerce	0.6% (n=1)	0.0% (n=0)	0.0% (n=0)
Utilities	0.6% (n=1)	0.0% (n=0)	0.0% (n=0)
Transportation	0.6% (n=1)	0.0% (n=0)	0.0% (n=0)
Tobacco	0.6% (n=1)	0.0% (n=0)	0.0% (n=0)
Manufacturing	0.6% (n=1)	0.0% (n=0)	0.0% (n=0)

Telecommunications	<b>0.6%</b> (n=1)	<b>0.0%</b> (n=0)	<b>0.0%</b> (n=0)
Environment	<b>0.6%</b> (n=1)	<b>0.0%</b> (n=0)	<b>0.0%</b> (n=0)
Fundraising / Philanthropy	<b>0.6%</b> (n=1)	<b>0.0%</b> (n=0)	<b>0.0%</b> (n=0)
Arts & Entertainment	<b>0.6%</b> (n=1)	<b>0.0%</b> (n=0)	<b>0.0%</b> (n=0)
Travel & Tourism	<b>0.6%</b> (n=1)	<b>0.0%</b> (n=0)	<b>0.0%</b> (n=0)

## Occupation: Job Function

**Core 9 & Core 13:** Which of the following best describes the industry and job function of the occupation you do/will hold?

	<b>Undergraduate</b> <i>n=167</i>	<b>Masters</b> <i>n=61</i>	<b>Doctoral/Professional</b> <i>n=14</i>
Healthcare / Health Services	<b>15.0%</b> ( <i>n=25</i> )	<b>18.0%</b> ( <i>n=11</i> )	<b>7.1%</b> ( <i>n=1</i> )
Other	<b>7.2%</b> ( <i>n=12</i> )	<b>6.6%</b> ( <i>n=4</i> )	<b>7.1%</b> ( <i>n=1</i> )
Teaching / Education	<b>2.4%</b> ( <i>n=4</i> )	<b>13.1%</b> ( <i>n=8</i> )	<b>21.4%</b> ( <i>n=3</i> )
Analyst	<b>4.2%</b> ( <i>n=7</i> )	<b>6.6%</b> ( <i>n=4</i> )	<b>7.1%</b> ( <i>n=1</i> )
Education & Training	<b>2.4%</b> ( <i>n=4</i> )	<b>9.8%</b> ( <i>n=6</i> )	<b>0.0%</b> ( <i>n=0</i> )
Management	<b>4.8%</b> ( <i>n=8</i> )	<b>3.3%</b> ( <i>n=2</i> )	<b>0.0%</b> ( <i>n=0</i> )
Research	<b>1.2%</b> ( <i>n=2</i> )	<b>1.6%</b> ( <i>n=1</i> )	<b>42.9%</b> ( <i>n=6</i> )
Information Technology	<b>4.2%</b> ( <i>n=7</i> )	<b>3.3%</b> ( <i>n=2</i> )	<b>0.0%</b> ( <i>n=0</i> )
Customer Service	<b>4.8%</b> ( <i>n=8</i> )	<b>0.0%</b> ( <i>n=0</i> )	<b>0.0%</b> ( <i>n=0</i> )
Finance	<b>3.0%</b> ( <i>n=5</i> )	<b>3.3%</b> ( <i>n=2</i> )	<b>0.0%</b> ( <i>n=0</i> )
Human Resources	<b>3.0%</b> ( <i>n=5</i> )	<b>1.6%</b> ( <i>n=1</i> )	<b>0.0%</b> ( <i>n=0</i> )
Law Enforcement / Security	<b>3.0%</b> ( <i>n=5</i> )	<b>0.0%</b> ( <i>n=0</i> )	<b>0.0%</b> ( <i>n=0</i> )
Engineering	<b>1.8%</b> ( <i>n=3</i> )	<b>1.6%</b> ( <i>n=1</i> )	<b>7.1%</b> ( <i>n=1</i> )
Administrative / Support Services	<b>2.4%</b> ( <i>n=4</i> )	<b>1.6%</b> ( <i>n=1</i> )	<b>0.0%</b> ( <i>n=0</i> )
Not Specified	<b>2.4%</b> ( <i>n=4</i> )	<b>1.6%</b> ( <i>n=1</i> )	<b>0.0%</b> ( <i>n=0</i> )
Counseling	<b>1.8%</b> ( <i>n=3</i> )	<b>3.3%</b> ( <i>n=2</i> )	<b>0.0%</b> ( <i>n=0</i> )
Administration	<b>1.8%</b> ( <i>n=3</i> )	<b>1.6%</b> ( <i>n=1</i> )	<b>0.0%</b> ( <i>n=0</i> )
Technician	<b>1.8%</b> ( <i>n=3</i> )	<b>1.6%</b> ( <i>n=1</i> )	<b>0.0%</b> ( <i>n=0</i> )
Advertising	<b>2.4%</b> ( <i>n=4</i> )	<b>0.0%</b> ( <i>n=0</i> )	<b>0.0%</b> ( <i>n=0</i> )
Accounting / Auditing	<b>1.8%</b> ( <i>n=3</i> )	<b>1.6%</b> ( <i>n=1</i> )	<b>0.0%</b> ( <i>n=0</i> )

Buying / Purchasing	2.4% (n=4)	0.0% (n=0)	0.0% (n=0)
Animal Care	1.8% (n=3)	0.0% (n=0)	0.0% (n=0)
Library Science	1.2% (n=2)	0.0% (n=0)	7.1% (n=1)
Data Entry	1.8% (n=3)	0.0% (n=0)	0.0% (n=0)
Quality Assurance / Control	1.8% (n=3)	0.0% (n=0)	0.0% (n=0)
Sales	1.2% (n=2)	1.6% (n=1)	0.0% (n=0)
Marketing	1.2% (n=2)	1.6% (n=1)	0.0% (n=0)
Therapy	0.0% (n=0)	4.9% (n=3)	0.0% (n=0)
Maintenance	1.2% (n=2)	0.0% (n=0)	0.0% (n=0)
Skilled Labor	1.2% (n=2)	0.0% (n=0)	0.0% (n=0)
Criminal Justice	1.2% (n=2)	0.0% (n=0)	0.0% (n=0)
Telecommunications	1.2% (n=2)	0.0% (n=0)	0.0% (n=0)
Consulting	0.0% (n=0)	3.3% (n=2)	0.0% (n=0)
Supply Chain	1.2% (n=2)	0.0% (n=0)	0.0% (n=0)
Operations	0.6% (n=1)	1.6% (n=1)	0.0% (n=0)
Database Management	1.2% (n=2)	0.0% (n=0)	0.0% (n=0)
Law / Legal	0.6% (n=1)	0.0% (n=0)	0.0% (n=0)
Pharmaceutical / Biotech	0.6% (n=1)	0.0% (n=0)	0.0% (n=0)
Coaching	0.6% (n=1)	0.0% (n=0)	0.0% (n=0)
Website Development	0.0% (n=0)	1.6% (n=1)	0.0% (n=0)
Account Management / Planning	0.0% (n=0)	1.6% (n=1)	0.0% (n=0)
Business Development	0.6% (n=1)	0.0% (n=0)	0.0% (n=0)
Training	0.6% (n=1)	0.0% (n=0)	0.0% (n=0)
Product Management	0.0% (n=0)	1.6% (n=1)	0.0% (n=0)
Childcare	0.6% (n=1)	0.0% (n=0)	0.0% (n=0)
Social Work	0.6% (n=1)	0.0% (n=0)	0.0% (n=0)
Programming / Software Development	0.6% (n=1)	0.0% (n=0)	0.0% (n=0)
Writing & Editing	0.6% (n=1)	0.0% (n=0)	0.0% (n=0)

Manufacturing / Mechanical	<b>0.6%</b> (n=1)	<b>0.0%</b> (n=0)	<b>0.0%</b> (n=0)
Restaurant Management / Food Service	<b>0.6%</b> (n=1)	<b>0.0%</b> (n=0)	<b>0.0%</b> (n=0)
Hotel / Hospitality	<b>0.6%</b> (n=1)	<b>0.0%</b> (n=0)	<b>0.0%</b> (n=0)
Public Relations / Public Affairs	<b>0.6%</b> (n=1)	<b>0.0%</b> (n=0)	<b>0.0%</b> (n=0)
Advocacy	<b>0.0%</b> (n=0)	<b>1.6%</b> (n=1)	<b>0.0%</b> (n=0)
Community Service	<b>0.6%</b> (n=1)	<b>0.0%</b> (n=0)	<b>0.0%</b> (n=0)
Domestic Care / Services	<b>0.6%</b> (n=1)	<b>0.0%</b> (n=0)	<b>0.0%</b> (n=0)
Transportation	<b>0.6%</b> (n=1)	<b>0.0%</b> (n=0)	<b>0.0%</b> (n=0)

## Occupation

**Core 10 & Core 14:** Please enter the location of your occupation.

	<b>Undergraduate</b> <i>n=171</i>	<b>Masters</b> <i>n=57</i>	<b>Doctoral/Professional</b> <i>n=15</i>
VA	<b>90.1%</b> ( <i>n=154</i> )	<b>89.5%</b> ( <i>n=51</i> )	<b>46.7%</b> ( <i>n=7</i> )
DC	<b>2.9%</b> ( <i>n=5</i> )	<b>1.8%</b> ( <i>n=1</i> )	<b>6.7%</b> ( <i>n=1</i> )
MA	<b>0.0%</b> ( <i>n=0</i> )	<b>1.8%</b> ( <i>n=1</i> )	<b>13.3%</b> ( <i>n=2</i> )
CA	<b>0.6%</b> ( <i>n=1</i> )	<b>0.0%</b> ( <i>n=0</i> )	<b>6.7%</b> ( <i>n=1</i> )
GA	<b>0.6%</b> ( <i>n=1</i> )	<b>0.0%</b> ( <i>n=0</i> )	<b>6.7%</b> ( <i>n=1</i> )
NC	<b>1.2%</b> ( <i>n=2</i> )	<b>0.0%</b> ( <i>n=0</i> )	<b>0.0%</b> ( <i>n=0</i> )
NJ	<b>1.2%</b> ( <i>n=2</i> )	<b>0.0%</b> ( <i>n=0</i> )	<b>0.0%</b> ( <i>n=0</i> )
MD	<b>0.6%</b> ( <i>n=1</i> )	<b>0.0%</b> ( <i>n=0</i> )	<b>6.7%</b> ( <i>n=1</i> )
MN	<b>0.0%</b> ( <i>n=0</i> )	<b>0.0%</b> ( <i>n=0</i> )	<b>6.7%</b> ( <i>n=1</i> )
AZ	<b>0.0%</b> ( <i>n=0</i> )	<b>1.8%</b> ( <i>n=1</i> )	<b>0.0%</b> ( <i>n=0</i> )
PA	<b>0.0%</b> ( <i>n=0</i> )	<b>1.8%</b> ( <i>n=1</i> )	<b>0.0%</b> ( <i>n=0</i> )
TN	<b>0.0%</b> ( <i>n=0</i> )	<b>1.8%</b> ( <i>n=1</i> )	<b>0.0%</b> ( <i>n=0</i> )
FL	<b>0.6%</b> ( <i>n=1</i> )	<b>0.0%</b> ( <i>n=0</i> )	<b>0.0%</b> ( <i>n=0</i> )
WA	<b>0.0%</b> ( <i>n=0</i> )	<b>1.8%</b> ( <i>n=1</i> )	<b>0.0%</b> ( <i>n=0</i> )
OH	<b>0.0%</b> ( <i>n=0</i> )	<b>0.0%</b> ( <i>n=0</i> )	<b>6.7%</b> ( <i>n=1</i> )
UT	<b>0.6%</b> ( <i>n=1</i> )	<b>0.0%</b> ( <i>n=0</i> )	<b>0.0%</b> ( <i>n=0</i> )
RI	<b>0.6%</b> ( <i>n=1</i> )	<b>0.0%</b> ( <i>n=0</i> )	<b>0.0%</b> ( <i>n=0</i> )
NY	<b>0.6%</b> ( <i>n=1</i> )	<b>0.0%</b> ( <i>n=0</i> )	<b>0.0%</b> ( <i>n=0</i> )
IL	<b>0.6%</b> ( <i>n=1</i> )	<b>0.0%</b> ( <i>n=0</i> )	<b>0.0%</b> ( <i>n=0</i> )

## Occupation

**Core 15:** Which of these best describes your primary reason for being unemployed or not seeking employment?

	<b>Undergraduate</b> <i>n=54</i>	<b>Masters</b> <i>n=7</i>	<b>Doctoral/Professional</b> <i>n=3</i>
Family or personal reasons	<b>5.6%</b> ( <i>n=3</i> )	<b>0.0%</b> ( <i>n=0</i> )	<b>33.3%</b> ( <i>n=1</i> )
Enrolled / Enrolling in a degree or certificate program	<b>11.1%</b> ( <i>n=6</i> )	<b>42.9%</b> ( <i>n=3</i> )	<b>0.0%</b> ( <i>n=0</i> )
Unable to find employment related to career goals or area of study	<b>25.9%</b> ( <i>n=14</i> )	<b>42.9%</b> ( <i>n=3</i> )	<b>0.0%</b> ( <i>n=0</i> )
Unable to find employment at a sufficient level of pay	<b>5.6%</b> ( <i>n=3</i> )	<b>0.0%</b> ( <i>n=0</i> )	<b>0.0%</b> ( <i>n=0</i> )
Unable to find employment where I live or want to live	<b>11.1%</b> ( <i>n=6</i> )	<b>14.3%</b> ( <i>n=1</i> )	<b>0.0%</b> ( <i>n=0</i> )
Unable to find any employment	<b>18.5%</b> ( <i>n=10</i> )	<b>0.0%</b> ( <i>n=0</i> )	<b>33.3%</b> ( <i>n=1</i> )
I'd rather not answer	<b>9.3%</b> ( <i>n=5</i> )	<b>0.0%</b> ( <i>n=0</i> )	<b>0.0%</b> ( <i>n=0</i> )
Other	<b>13.0%</b> ( <i>n=7</i> )	<b>0.0%</b> ( <i>n=0</i> )	<b>33.3%</b> ( <i>n=1</i> )



## Occupation

**Core 16:** Have you received any offers for employment that you did not accept?

	<b>Undergraduate</b> <i>n=54</i>	<b>Masters</b> <i>n=8</i>	<b>Doctoral/Professional</b> <i>n=3</i>
No	<b>79.6%</b> ( <i>n=43</i> )	<b>87.5%</b> ( <i>n=7</i> )	<b>100.0%</b> ( <i>n=3</i> )
Yes	<b>16.7%</b> ( <i>n=9</i> )	<b>12.5%</b> ( <i>n=1</i> )	<b>0.0%</b> ( <i>n=0</i> )
I'd rather not answer	<b>3.7%</b> ( <i>n=2</i> )	<b>0.0%</b> ( <i>n=0</i> )	<b>0.0%</b> ( <i>n=0</i> )

## Occupation

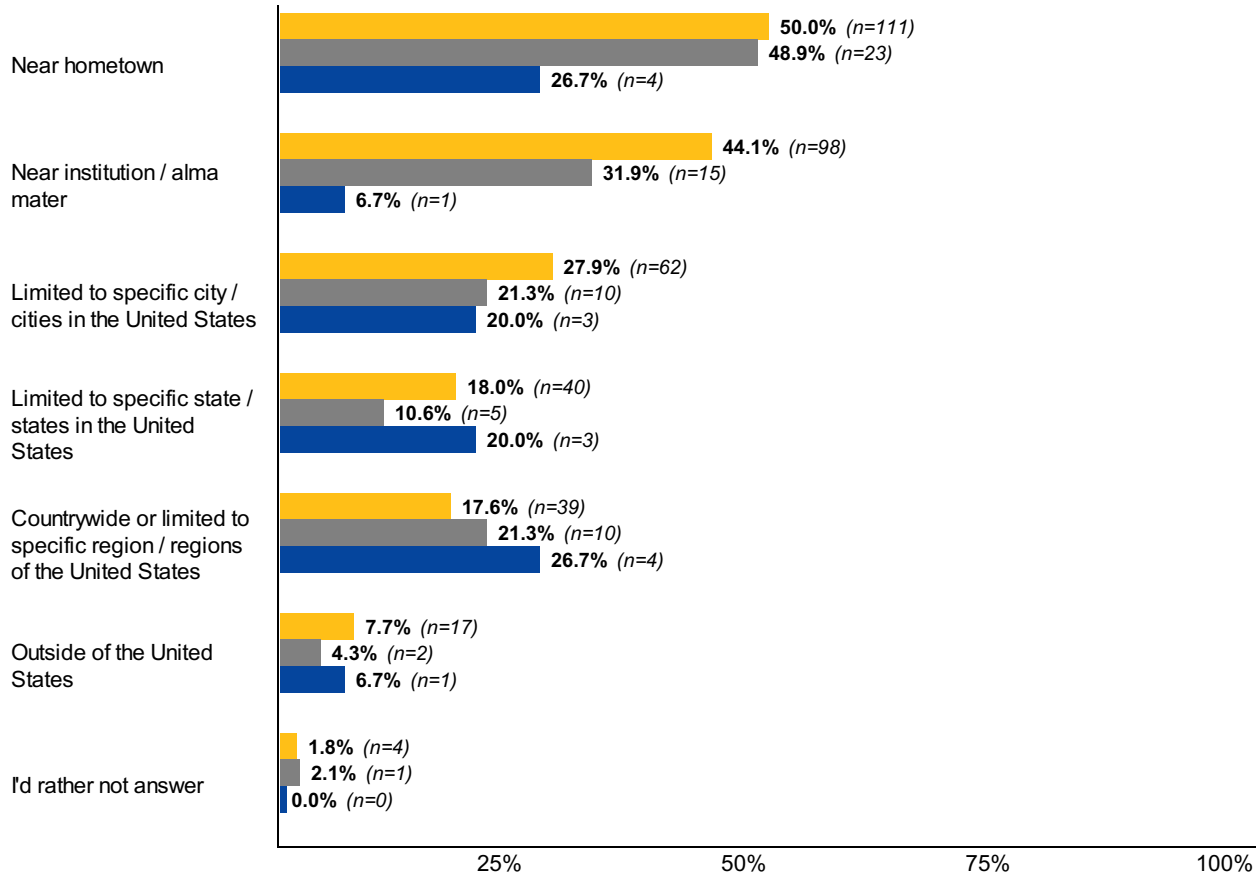
**Core 17:** Which of these best describe your reason(s) for not accepting your offer(s)? (Select all that apply)

	<b>Undergraduate</b> <i>n=11</i>	<b>Masters</b> <i>n=1</i>	<b>Doctoral/Professional</b> <i>n=0</i>
Position had insufficient level of pay	<b>45.5%</b> ( <i>n=5</i> )	<b>0.0%</b> ( <i>n=0</i> )	<b>0.0%</b> ( <i>n=0</i> )
Position unrelated to career goals or area of study	<b>45.5%</b> ( <i>n=5</i> )	<b>0.0%</b> ( <i>n=0</i> )	<b>0.0%</b> ( <i>n=0</i> )
Other	<b>18.2%</b> ( <i>n=2</i> )	<b>0.0%</b> ( <i>n=0</i> )	<b>0.0%</b> ( <i>n=0</i> )
Considering other offers / opportunities	<b>18.2%</b> ( <i>n=2</i> )	<b>0.0%</b> ( <i>n=0</i> )	<b>0.0%</b> ( <i>n=0</i> )
Organization or position fit unacceptable	<b>18.2%</b> ( <i>n=2</i> )	<b>0.0%</b> ( <i>n=0</i> )	<b>0.0%</b> ( <i>n=0</i> )
Enrolled / Enrolling in a degree program	<b>9.1%</b> ( <i>n=1</i> )	<b>0.0%</b> ( <i>n=0</i> )	<b>0.0%</b> ( <i>n=0</i> )
Family or personal reasons	<b>0.0%</b> ( <i>n=0</i> )	<b>100.0%</b> ( <i>n=1</i> )	<b>0.0%</b> ( <i>n=0</i> )
Position not located where I live or want to live	<b>9.1%</b> ( <i>n=1</i> )	<b>0.0%</b> ( <i>n=0</i> )	<b>0.0%</b> ( <i>n=0</i> )

## Occupation

**Core 18:** Where geographically did you look when searching for your post-graduation occupation? (Select all that apply)

Undergraduate (n=222)  
 Masters (n=47)  
 Doctoral/Professional (n=15)



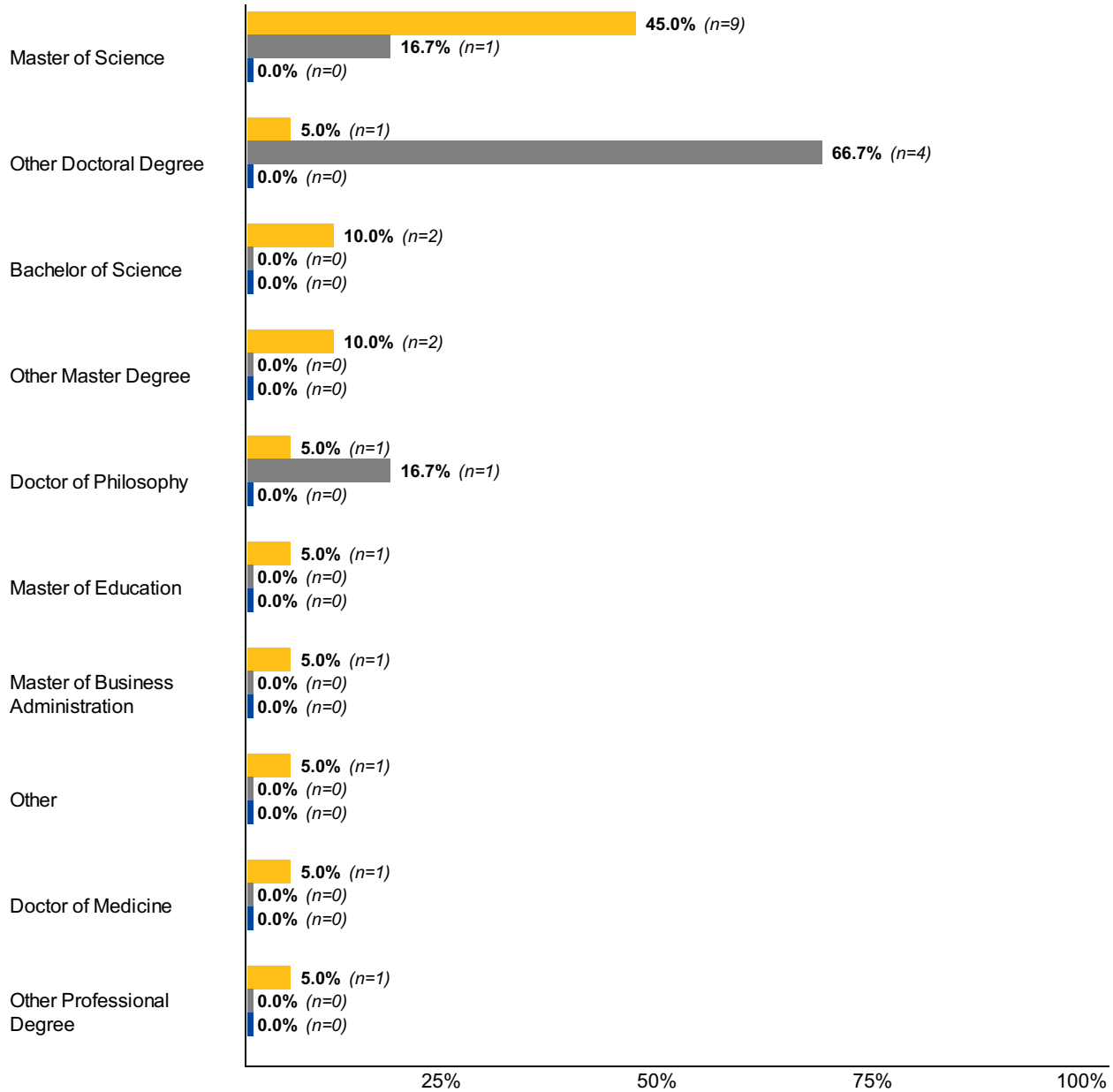
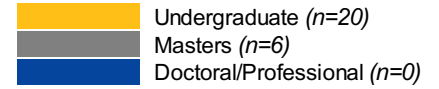
## Additional Education Enrollment

**Core 20:** Please answer each of the items below concerning the additional education you are pursuing.

	<b>Undergraduate</b> <i>n=22</i>	<b>Masters</b> <i>n=6</i>	<b>Doctoral/Professional</b> <i>n=0</i>
Health professions and related programs	<b>36.4%</b> ( <i>n=8</i> )	<b>50.0%</b> ( <i>n=3</i> )	<b>0.0%</b> ( <i>n=0</i> )
Business, management, marketing, and related support services	<b>18.2%</b> ( <i>n=4</i> )	<b>0.0%</b> ( <i>n=0</i> )	<b>0.0%</b> ( <i>n=0</i> )
Biological and biomedical sciences	<b>9.1%</b> ( <i>n=2</i> )	<b>0.0%</b> ( <i>n=0</i> )	<b>0.0%</b> ( <i>n=0</i> )
Other	<b>4.5%</b> ( <i>n=1</i> )	<b>16.7%</b> ( <i>n=1</i> )	<b>0.0%</b> ( <i>n=0</i> )
Psychology	<b>4.5%</b> ( <i>n=1</i> )	<b>16.7%</b> ( <i>n=1</i> )	<b>0.0%</b> ( <i>n=0</i> )
Health-related knowledge and skills	<b>4.5%</b> ( <i>n=1</i> )	<b>16.7%</b> ( <i>n=1</i> )	<b>0.0%</b> ( <i>n=0</i> )
Education	<b>4.5%</b> ( <i>n=1</i> )	<b>0.0%</b> ( <i>n=0</i> )	<b>0.0%</b> ( <i>n=0</i> )
Visual and performing arts	<b>4.5%</b> ( <i>n=1</i> )	<b>0.0%</b> ( <i>n=0</i> )	<b>0.0%</b> ( <i>n=0</i> )
Engineering technologies and engineering-related fields	<b>4.5%</b> ( <i>n=1</i> )	<b>0.0%</b> ( <i>n=0</i> )	<b>0.0%</b> ( <i>n=0</i> )
Engineering	<b>4.5%</b> ( <i>n=1</i> )	<b>0.0%</b> ( <i>n=0</i> )	<b>0.0%</b> ( <i>n=0</i> )
Natural resources and conservation	<b>4.5%</b> ( <i>n=1</i> )	<b>0.0%</b> ( <i>n=0</i> )	<b>0.0%</b> ( <i>n=0</i> )

## Additional Education Enrollment

**Core 21:** What additional degree are you seeking post-graduation?



## Military Service

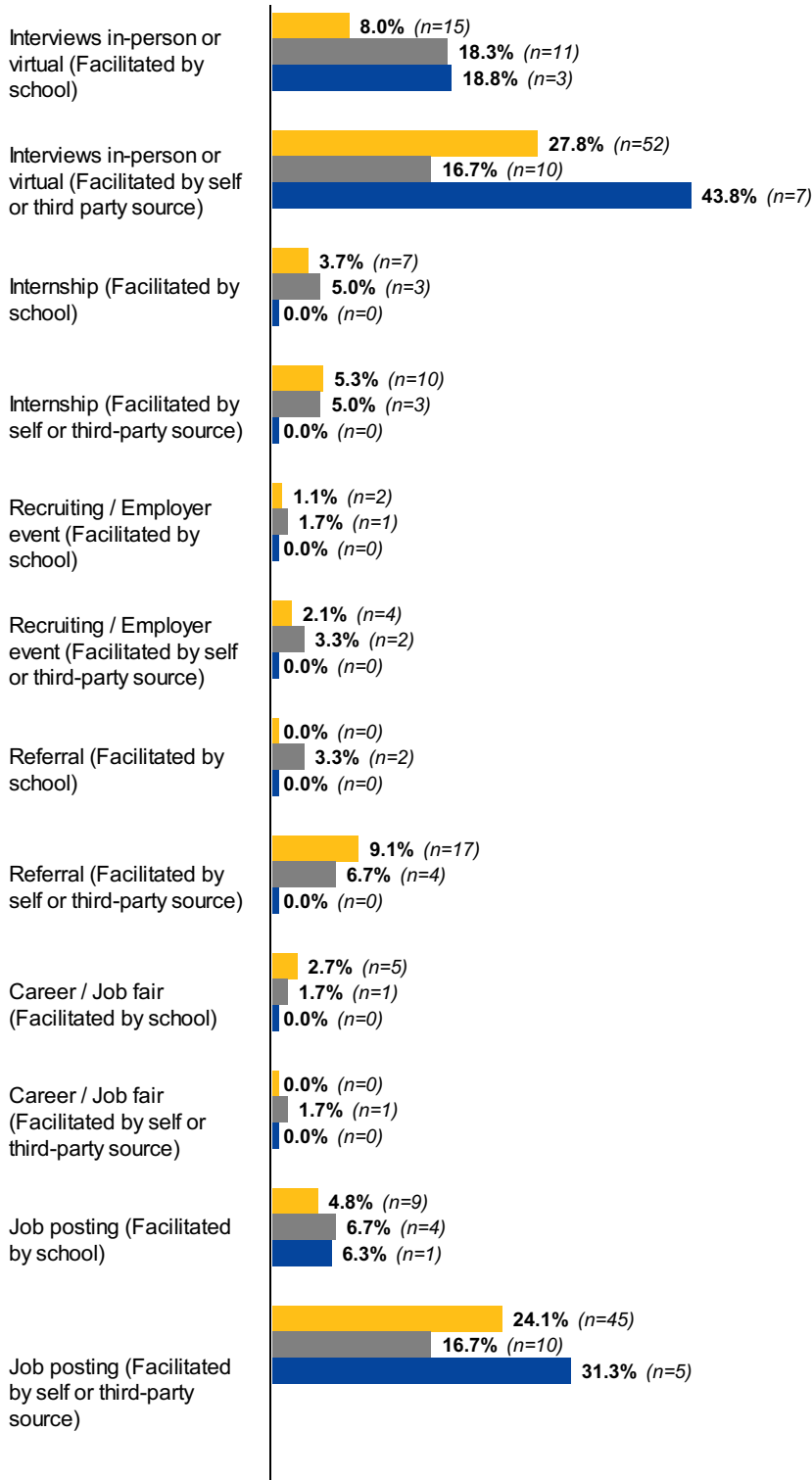
**Core 24:** In which branch of the military are you serving?

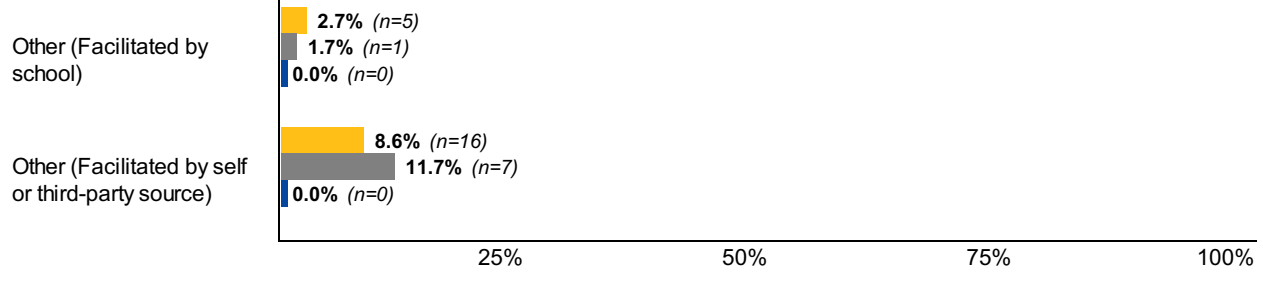
	<b>Undergraduate</b> <i>n=7</i>	<b>Masters</b> <i>n=0</i>	<b>Doctoral/Professional</b> <i>n=0</i>
Army	<b>42.9%</b> ( <i>n=3</i> )	<b>0.0%</b> ( <i>n=0</i> )	<b>0.0%</b> ( <i>n=0</i> )
Marines	<b>28.6%</b> ( <i>n=2</i> )	<b>0.0%</b> ( <i>n=0</i> )	<b>0.0%</b> ( <i>n=0</i> )
Navy	<b>28.6%</b> ( <i>n=2</i> )	<b>0.0%</b> ( <i>n=0</i> )	<b>0.0%</b> ( <i>n=0</i> )
Air Force	<b>0.0%</b> ( <i>n=0</i> )	<b>0.0%</b> ( <i>n=0</i> )	<b>0.0%</b> ( <i>n=0</i> )
Coast Guard	<b>0.0%</b> ( <i>n=0</i> )	<b>0.0%</b> ( <i>n=0</i> )	<b>0.0%</b> ( <i>n=0</i> )
I'd rather not answer	<b>0.0%</b> ( <i>n=0</i> )	<b>0.0%</b> ( <i>n=0</i> )	<b>0.0%</b> ( <i>n=0</i> )

## Engagement

**Engagement 47:** Please indicate the primary job search activity that led to the job you accepted or hold. (Select one)

Undergraduate (*n*=187)  
 Masters (*n*=60)  
 Doctoral/Professional (*n*=16)



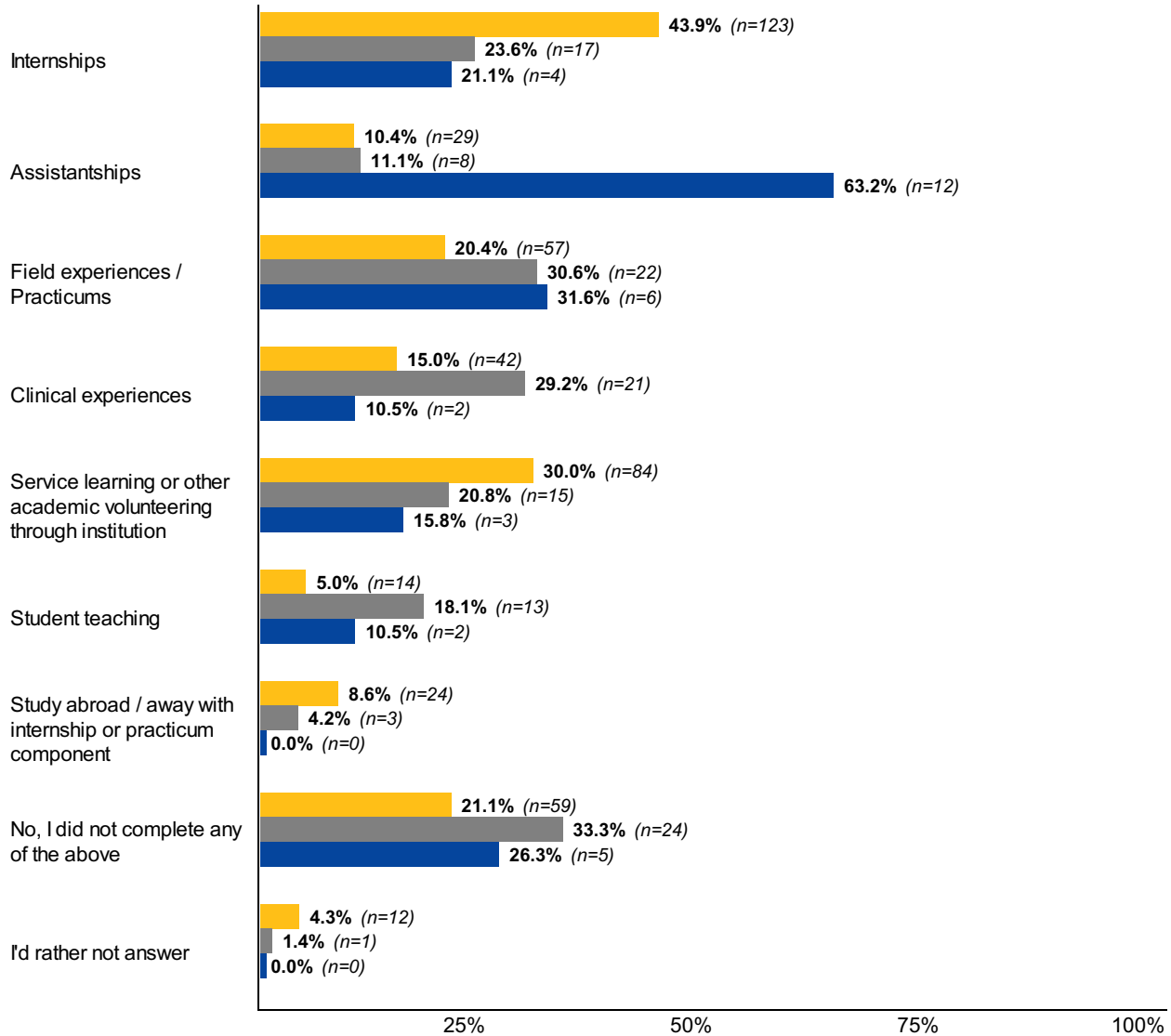




## Engagement

**Experiential 49:** Did you complete any of the following while working on your degree? (Select all that apply)

Undergraduate (n=280)  
 Masters (n=72)  
 Doctoral/Professional (n=19)



## Internships

**Experiential 51:** How many internships did you complete?

	<b>Undergraduate</b> <i>n=120</i>	<b>Masters</b> <i>n=17</i>	<b>Doctoral/Professional</b> <i>n=4</i>
1	<b>38.3%</b> ( <i>n=46</i> )	<b>52.9%</b> ( <i>n=9</i> )	<b>50.0%</b> ( <i>n=2</i> )
2	<b>28.3%</b> ( <i>n=34</i> )	<b>41.2%</b> ( <i>n=7</i> )	<b>50.0%</b> ( <i>n=2</i> )
3	<b>11.7%</b> ( <i>n=14</i> )	<b>5.9%</b> ( <i>n=1</i> )	<b>0.0%</b> ( <i>n=0</i> )
4	<b>5.0%</b> ( <i>n=6</i> )	<b>0.0%</b> ( <i>n=0</i> )	<b>0.0%</b> ( <i>n=0</i> )
5	<b>6.7%</b> ( <i>n=8</i> )	<b>0.0%</b> ( <i>n=0</i> )	<b>0.0%</b> ( <i>n=0</i> )
More than 5	<b>0.8%</b> ( <i>n=1</i> )	<b>0.0%</b> ( <i>n=0</i> )	<b>0.0%</b> ( <i>n=0</i> )
Other	<b>9.2%</b> ( <i>n=11</i> )	<b>0.0%</b> ( <i>n=0</i> )	<b>0.0%</b> ( <i>n=0</i> )

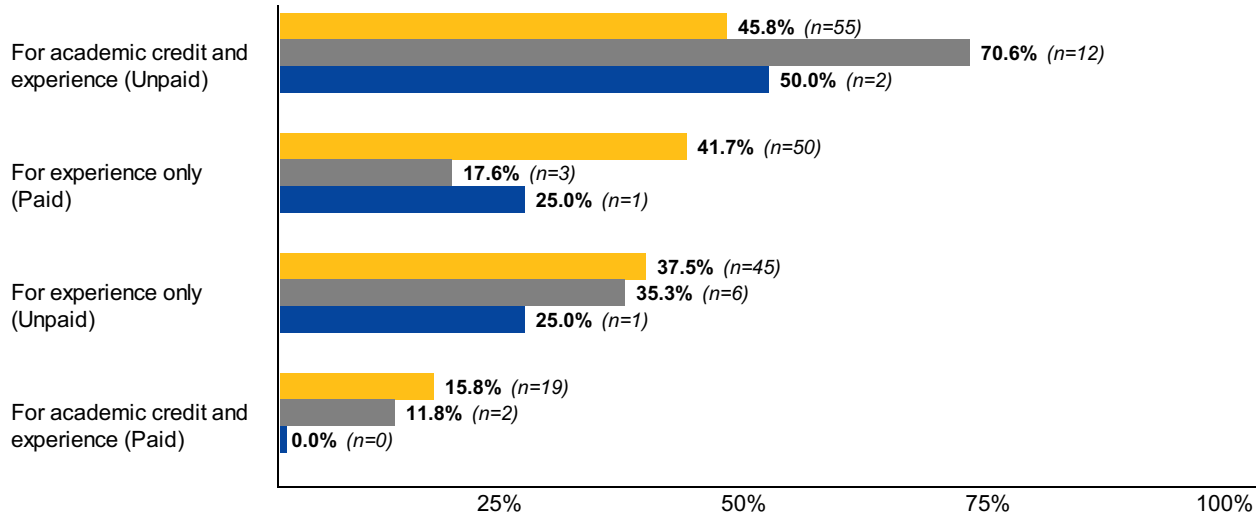
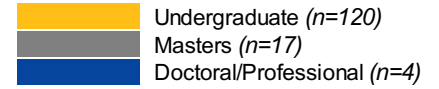
## Internships

**Experiential 52:** Please indicate if these experiences were full or part-time. (Select all that apply)

	<b>Undergraduate</b> <i>n=120</i>	<b>Masters</b> <i>n=17</i>	<b>Doctoral/Professional</b> <i>n=4</i>
Part-time	<b>81.7%</b> ( <i>n=98</i> )	<b>52.9%</b> ( <i>n=9</i> )	<b>100.0%</b> ( <i>n=4</i> )
Full-time	<b>39.2%</b> ( <i>n=47</i> )	<b>52.9%</b> ( <i>n=9</i> )	<b>0.0%</b> ( <i>n=0</i> )

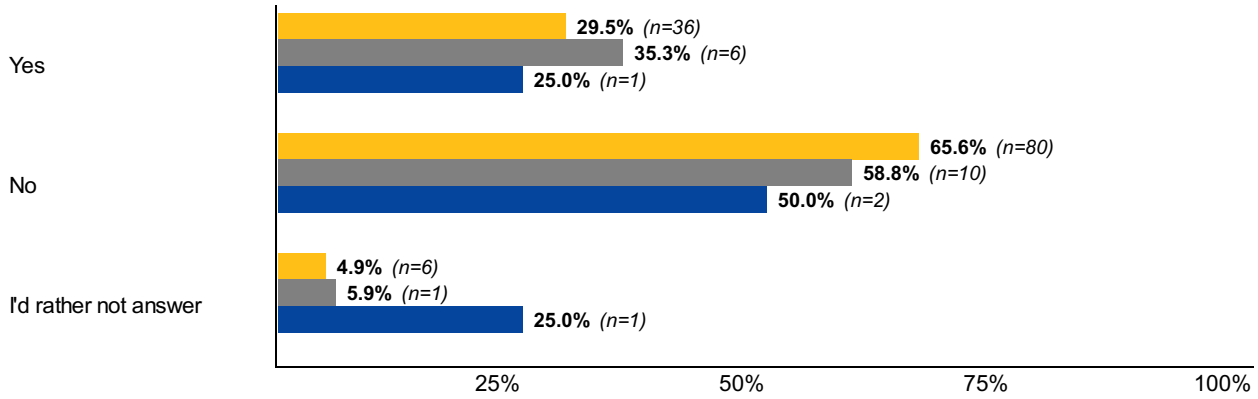
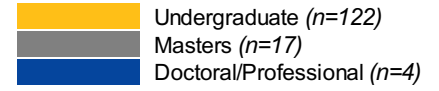
## Internships

**Experiential 53:** What types of internships did you complete? (Select all that apply)



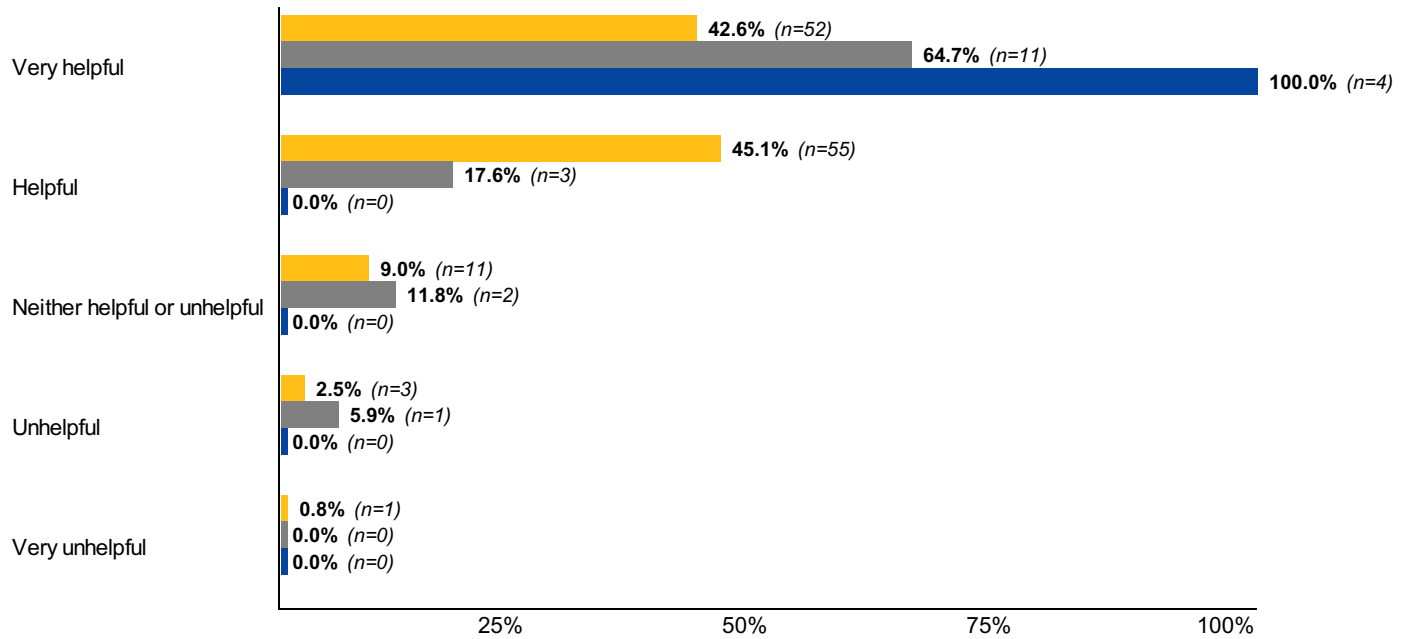
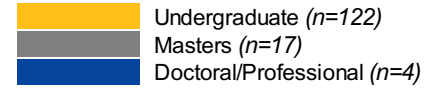
## Internships

**Experiential 54:** Were you offered full-time employment as result of any of your internships?



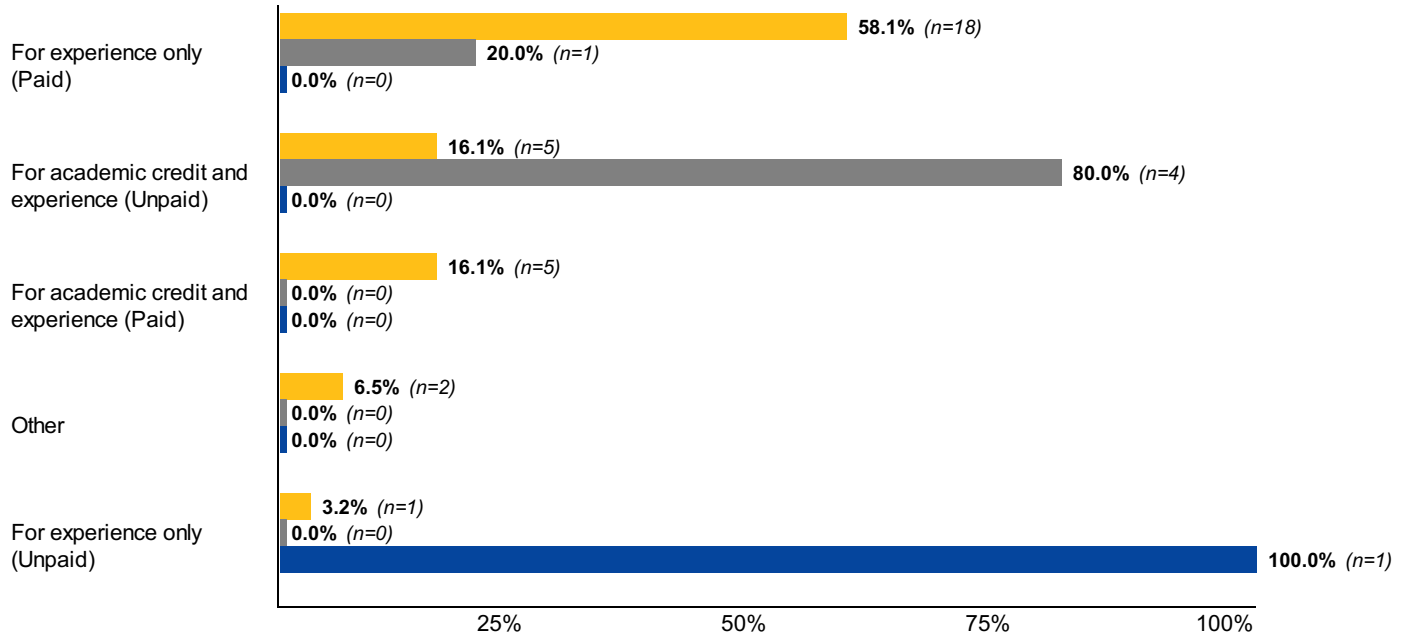
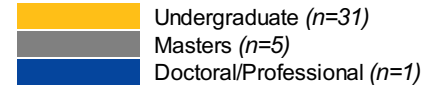
## Internships

**Experiential 55:** Overall, how helpful were your internships in preparing you for the workplace/your career?



## Internships

**Experiential 57:** What type of internship was this?



## Service learning and other academic volunteer experiences

**Experiential 65:** How many service learning or other academic volunteer experiences did you complete?

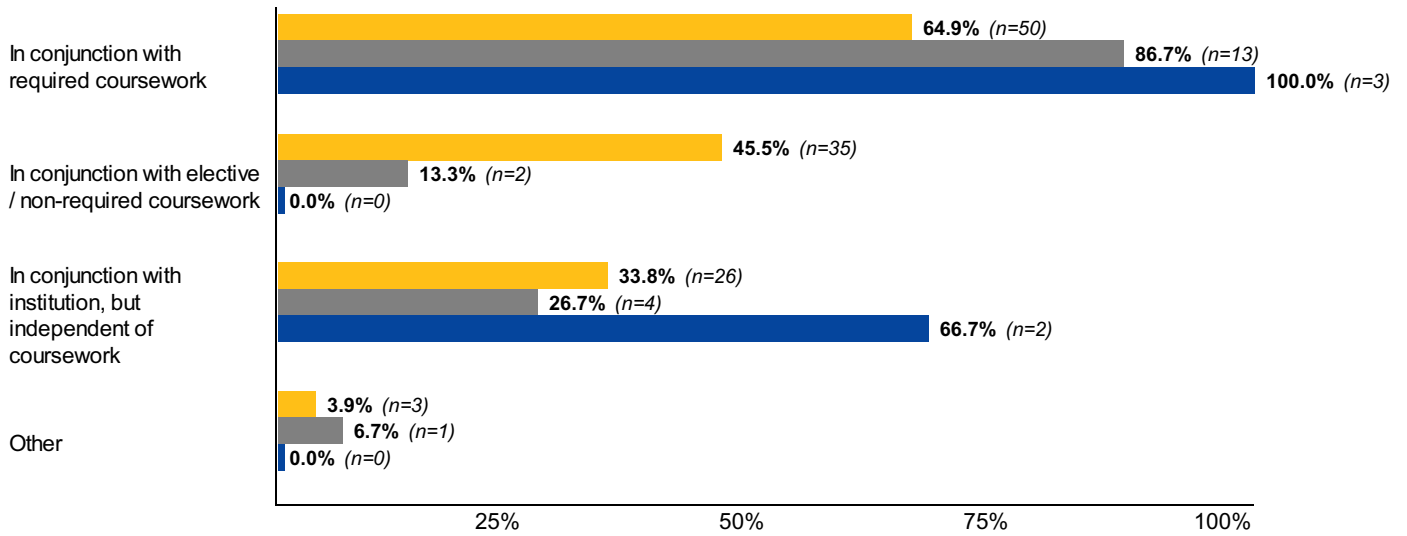
	<b>Undergraduate</b> <i>n=81</i>	<b>Masters</b> <i>n=15</i>	<b>Doctoral/Professional</b> <i>n=3</i>
1	<b>42.0%</b> ( <i>n=34</i> )	<b>46.7%</b> ( <i>n=7</i> )	<b>0.0%</b> ( <i>n=0</i> )
2	<b>22.2%</b> ( <i>n=18</i> )	<b>13.3%</b> ( <i>n=2</i> )	<b>33.3%</b> ( <i>n=1</i> )
3	<b>13.6%</b> ( <i>n=11</i> )	<b>13.3%</b> ( <i>n=2</i> )	<b>66.7%</b> ( <i>n=2</i> )
4	<b>3.7%</b> ( <i>n=3</i> )	<b>13.3%</b> ( <i>n=2</i> )	<b>0.0%</b> ( <i>n=0</i> )
5	<b>1.2%</b> ( <i>n=1</i> )	<b>6.7%</b> ( <i>n=1</i> )	<b>0.0%</b> ( <i>n=0</i> )
More than 5	<b>13.6%</b> ( <i>n=11</i> )	<b>6.7%</b> ( <i>n=1</i> )	<b>0.0%</b> ( <i>n=0</i> )
Other	<b>3.7%</b> ( <i>n=3</i> )	<b>0.0%</b> ( <i>n=0</i> )	<b>0.0%</b> ( <i>n=0</i> )



## Service learning and other academic volunteer experiences

**Experiential 67:** What types of service learning or other academic volunteer experiences did you complete? (Select all that apply)

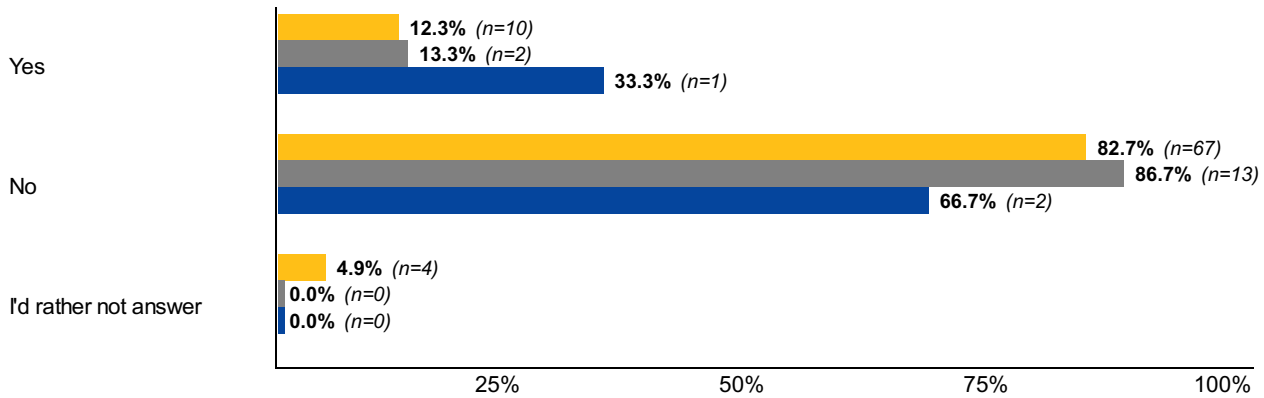
■ Undergraduate (*n*=77)  
■ Masters (*n*=15)  
■ Doctoral/Professional (*n*=3)



## Service learning and other academic volunteer experiences

**Experiential 68:** Were you offered full-time employment as result of any of your service learning or other academic volunteer experiences?

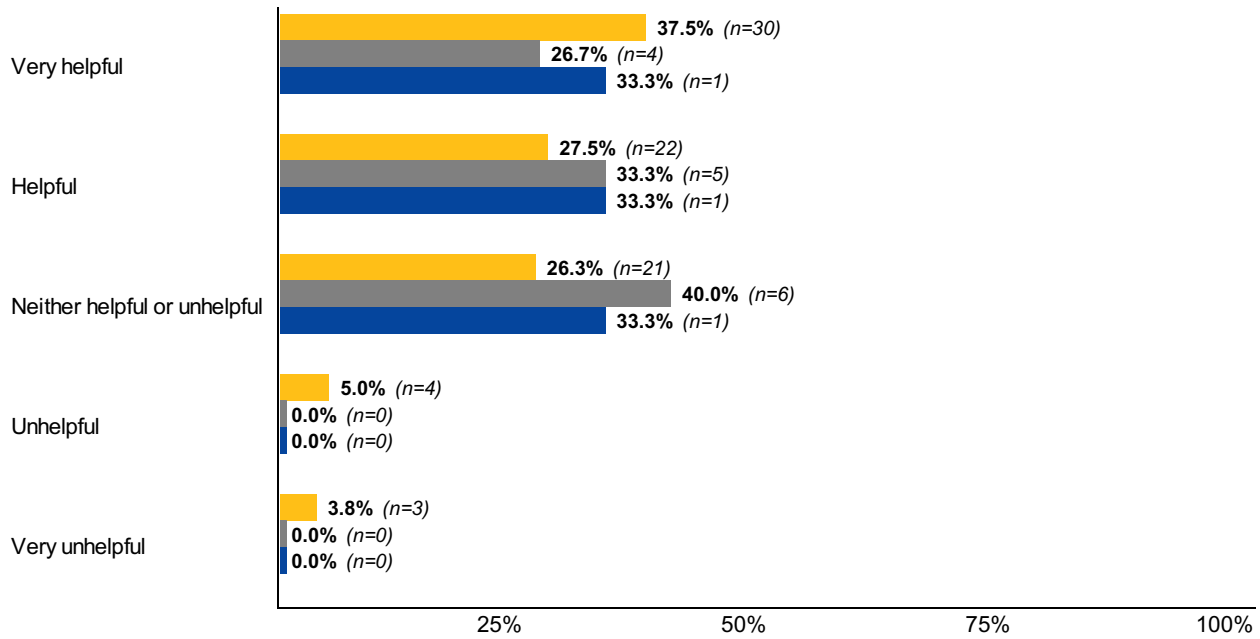
Undergraduate (*n*=81)  
Masters (*n*=15)  
Doctoral/Professional (*n*=3)



## Service learning and other academic volunteer experiences

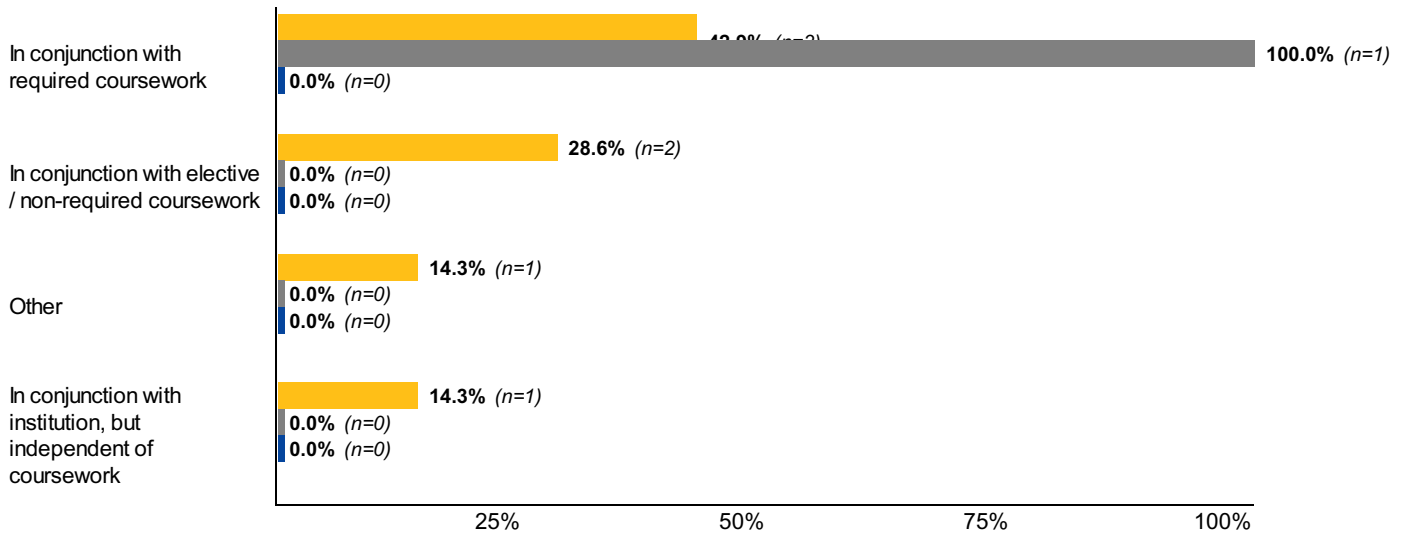
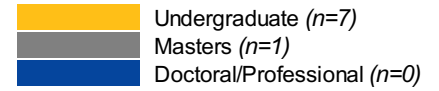
**Experiential 69:** How helpful were your service learning or other academic volunteer experiences in preparing you for the workplace/your career?

■ Undergraduate (*n*=80)  
■ Masters (*n*=15)  
■ Doctoral/Professional (*n*=3)



## Service learning and other academic volunteer experiences

**Experiential 71:** What type of service learning or other academic volunteer experience was this?



## Assistantships

**Experiential 72:** How many assistantships did you complete?

	<b>Undergraduate</b> <i>n=26</i>	<b>Masters</b> <i>n=8</i>	<b>Doctoral/Professional</b> <i>n=12</i>
1	<b>61.5%</b> ( <i>n=16</i> )	<b>37.5%</b> ( <i>n=3</i> )	<b>50.0%</b> ( <i>n=6</i> )
2	<b>19.2%</b> ( <i>n=5</i> )	<b>37.5%</b> ( <i>n=3</i> )	<b>16.7%</b> ( <i>n=2</i> )
3	<b>7.7%</b> ( <i>n=2</i> )	<b>12.5%</b> ( <i>n=1</i> )	<b>0.0%</b> ( <i>n=0</i> )
4	<b>0.0%</b> ( <i>n=0</i> )	<b>0.0%</b> ( <i>n=0</i> )	<b>8.3%</b> ( <i>n=1</i> )
5	<b>0.0%</b> ( <i>n=0</i> )	<b>0.0%</b> ( <i>n=0</i> )	<b>8.3%</b> ( <i>n=1</i> )
More than 5	<b>7.7%</b> ( <i>n=2</i> )	<b>0.0%</b> ( <i>n=0</i> )	<b>16.7%</b> ( <i>n=2</i> )
Other	<b>3.8%</b> ( <i>n=1</i> )	<b>12.5%</b> ( <i>n=1</i> )	<b>0.0%</b> ( <i>n=0</i> )

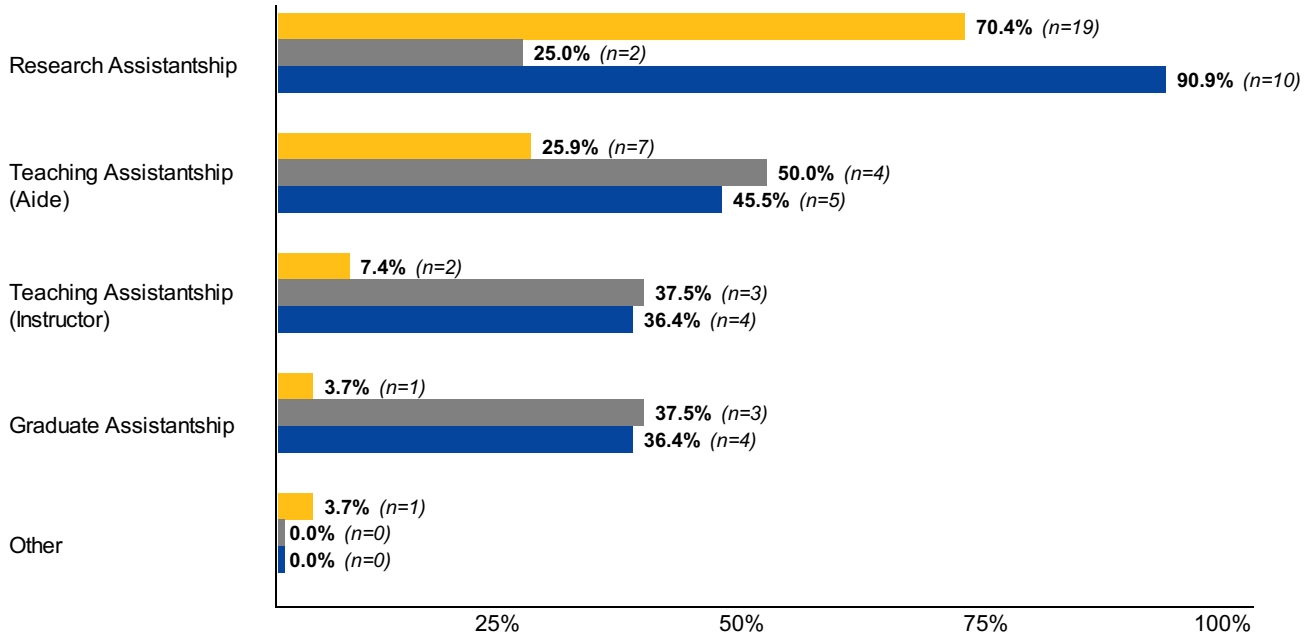
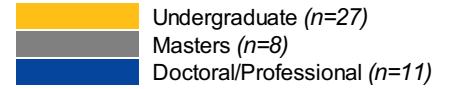
## Assistantships

**Experiential 73:** Please indicate if these experiences were full or part-time. (Select all that apply)

	<b>Undergraduate</b> <i>n=27</i>	<b>Masters</b> <i>n=8</i>	<b>Doctoral/Professional</b> <i>n=12</i>
Part-time	<b>96.3%</b> ( <i>n=26</i> )	<b>50.0%</b> ( <i>n=4</i> )	<b>50.0%</b> ( <i>n=6</i> )
Full-time	<b>3.7%</b> ( <i>n=1</i> )	<b>62.5%</b> ( <i>n=5</i> )	<b>50.0%</b> ( <i>n=6</i> )

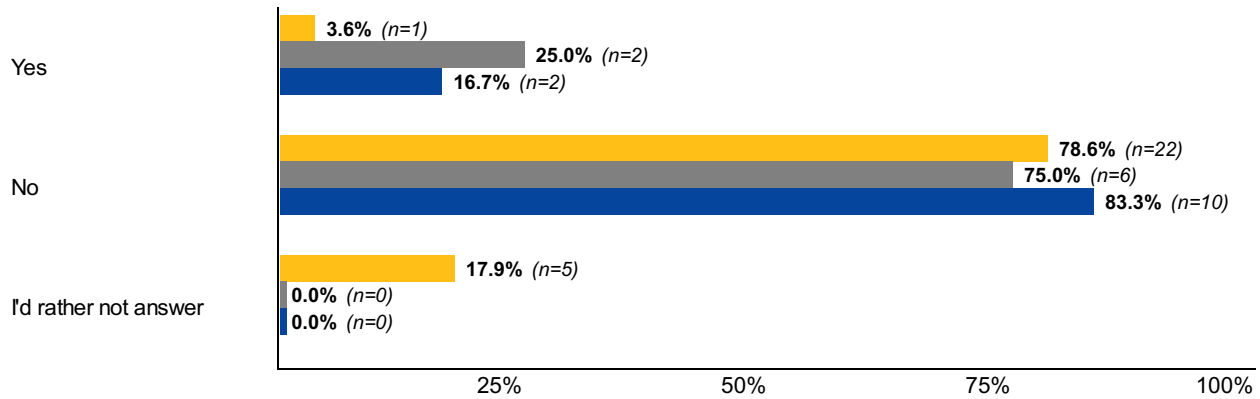
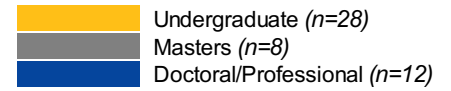
## Assistantships

**Experiential 74:** What types of assistantships did you complete? (Select all that apply)



## Assistantships

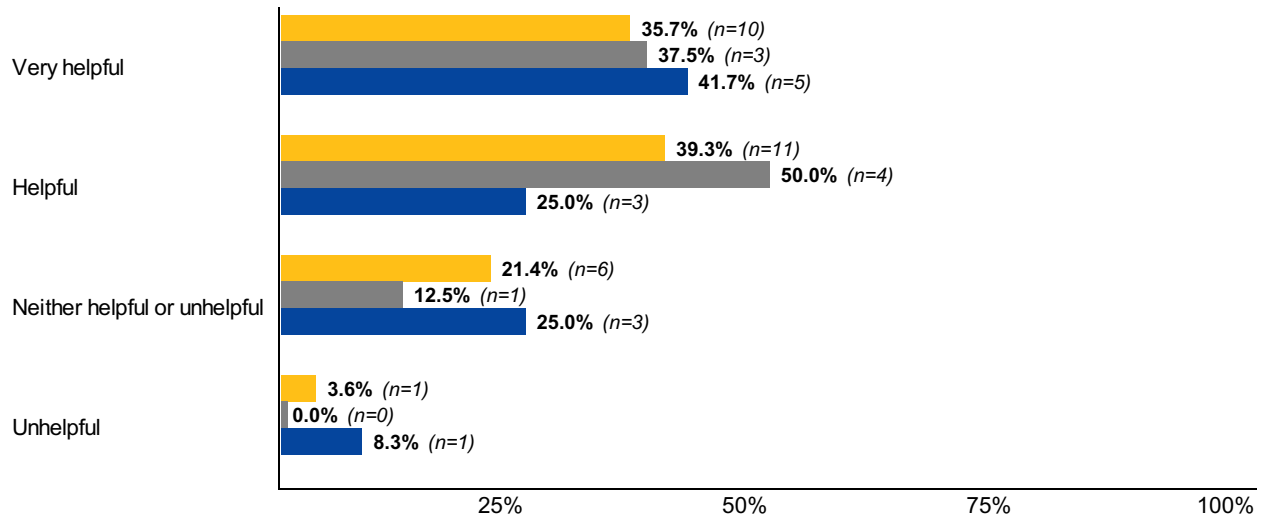
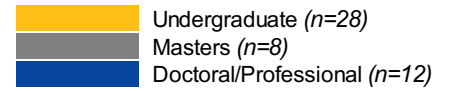
**Experiential 75:** Were you offered full-time employment as result of any of your assistantships?





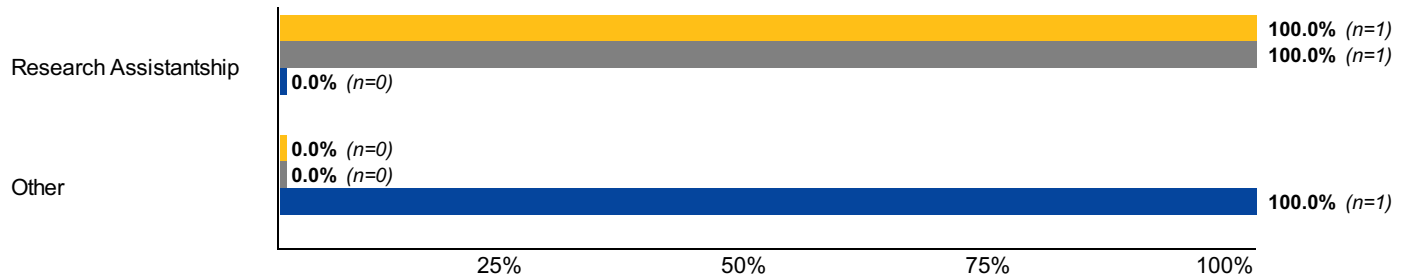
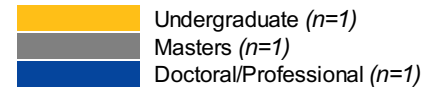
## Assistantships

**Experiential 76:** How helpful were your assistantship(s) in preparing you for the workplace/your career?



## Assistantships

**Experiential 78:** What type of assistantship was this?



## Field Experience / Practicum

**Experiential 79:** How many field experiences or practicums did you complete?

	<b>Undergraduate</b> <i>n=53</i>	<b>Masters</b> <i>n=22</i>	<b>Doctoral/Professional</b> <i>n=6</i>
1	<b>52.8%</b> ( <i>n=28</i> )	<b>18.2%</b> ( <i>n=4</i> )	<b>66.7%</b> ( <i>n=4</i> )
2	<b>15.1%</b> ( <i>n=8</i> )	<b>18.2%</b> ( <i>n=4</i> )	<b>33.3%</b> ( <i>n=2</i> )
3	<b>11.3%</b> ( <i>n=6</i> )	<b>22.7%</b> ( <i>n=5</i> )	<b>0.0%</b> ( <i>n=0</i> )
4	<b>3.8%</b> ( <i>n=2</i> )	<b>18.2%</b> ( <i>n=4</i> )	<b>0.0%</b> ( <i>n=0</i> )
5	<b>0.0%</b> ( <i>n=0</i> )	<b>9.1%</b> ( <i>n=2</i> )	<b>0.0%</b> ( <i>n=0</i> )
More than 5	<b>11.3%</b> ( <i>n=6</i> )	<b>9.1%</b> ( <i>n=2</i> )	<b>0.0%</b> ( <i>n=0</i> )
Other	<b>5.7%</b> ( <i>n=3</i> )	<b>4.5%</b> ( <i>n=1</i> )	<b>0.0%</b> ( <i>n=0</i> )

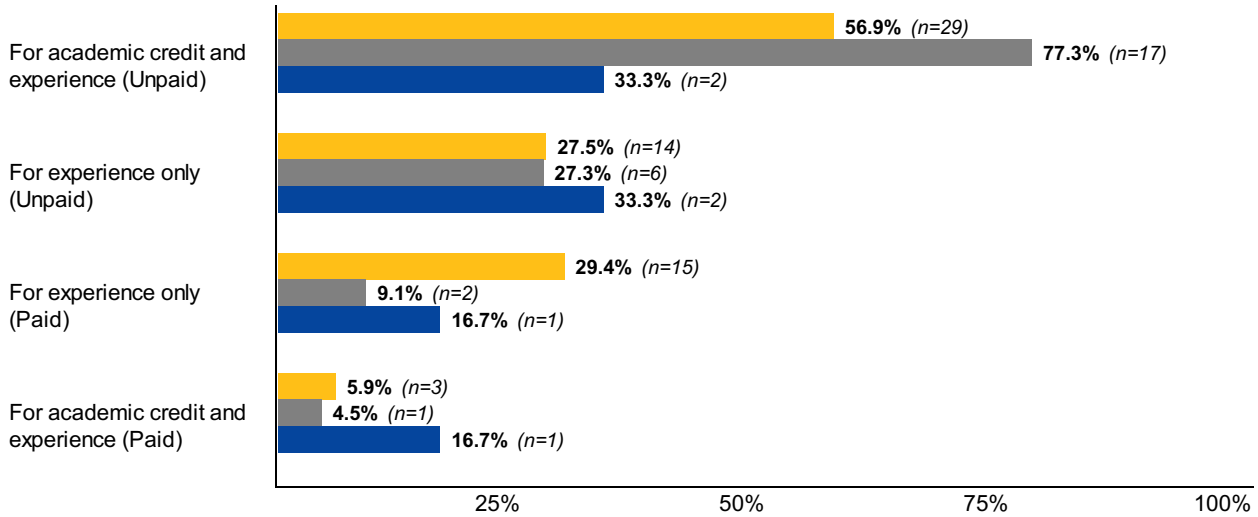
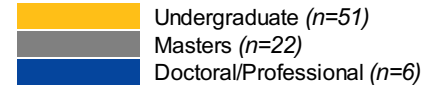
## Field Experience / Practicum

**Experiential 80:** Please indicate if these experiences were full or part-time. (Select all that apply)

	<b>Undergraduate</b> <i>n=50</i>	<b>Masters</b> <i>n=22</i>	<b>Doctoral/Professional</b> <i>n=6</i>
Part-time	<b>82.0%</b> ( <i>n=41</i> )	<b>81.8%</b> ( <i>n=18</i> )	<b>83.3%</b> ( <i>n=5</i> )
Full-time	<b>22.0%</b> ( <i>n=11</i> )	<b>40.9%</b> ( <i>n=9</i> )	<b>16.7%</b> ( <i>n=1</i> )

## Field Experience / Practicum

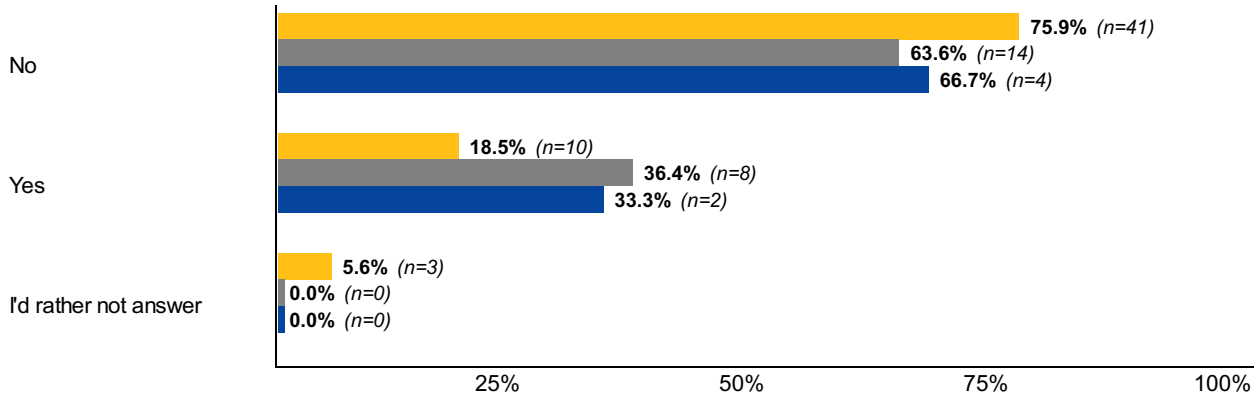
**Experiential 81:** What types of field experiences or practicums did you complete? (Select all that apply)



## Field Experience / Practicum

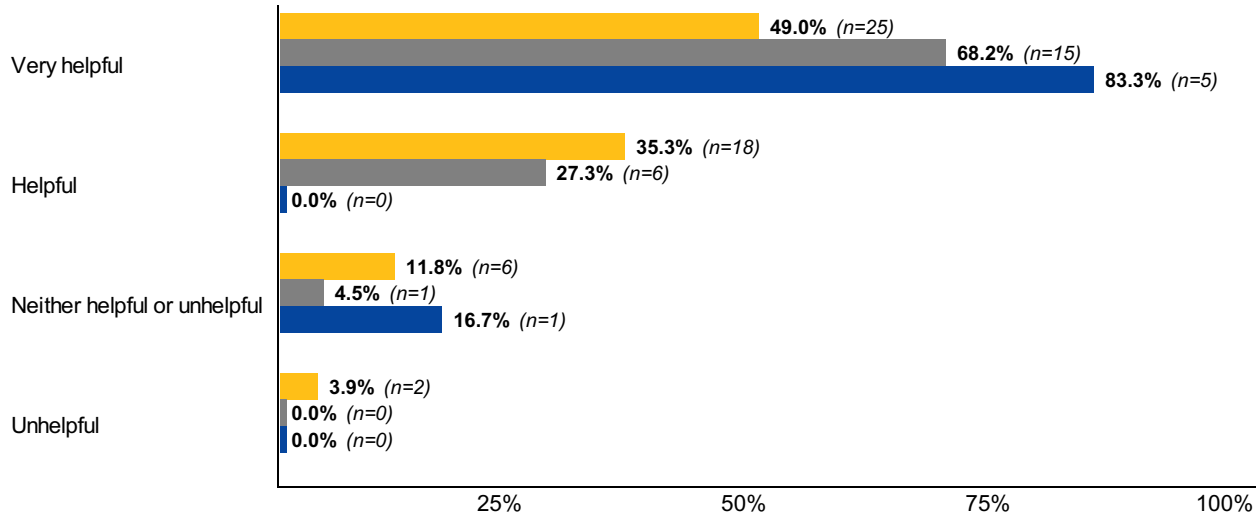
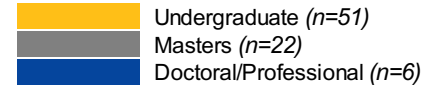
**Experiential 82:** Were you offered full-time employment as result of any of your field experiences or practicums?

Undergraduate (*n*=54)  
 Masters (*n*=22)  
 Doctoral/Professional (*n*=6)



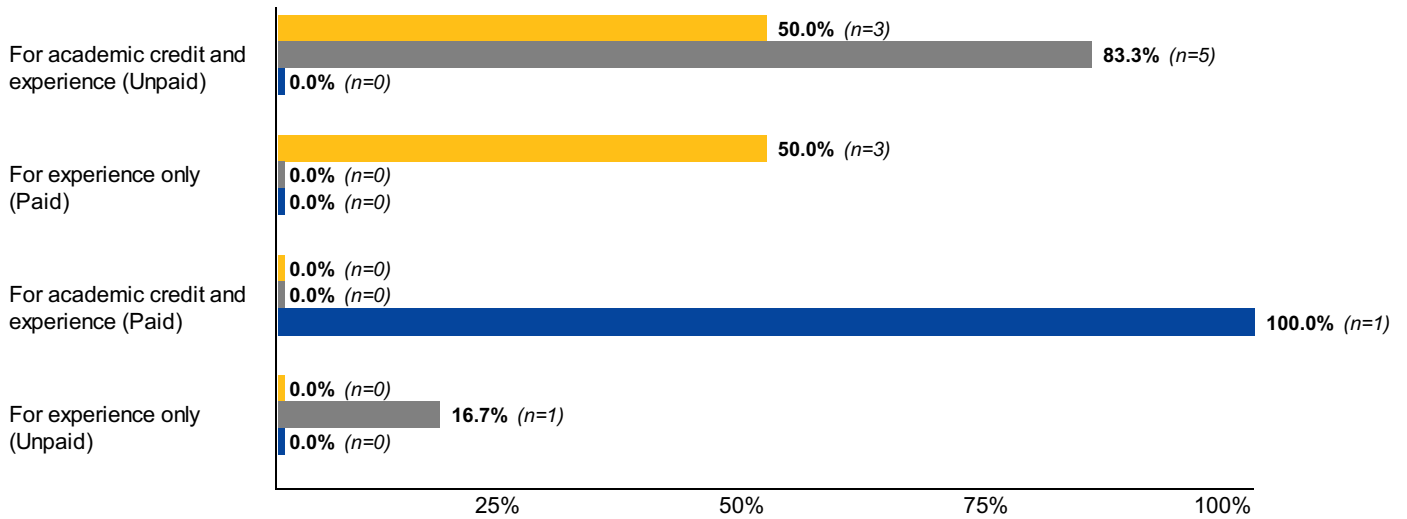
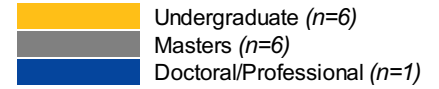
## Field Experience / Practicum

**Experiential 83:** How helpful were your field experiences or practicums in preparing you for the workplace/your career?



## Field Experience / Practicum

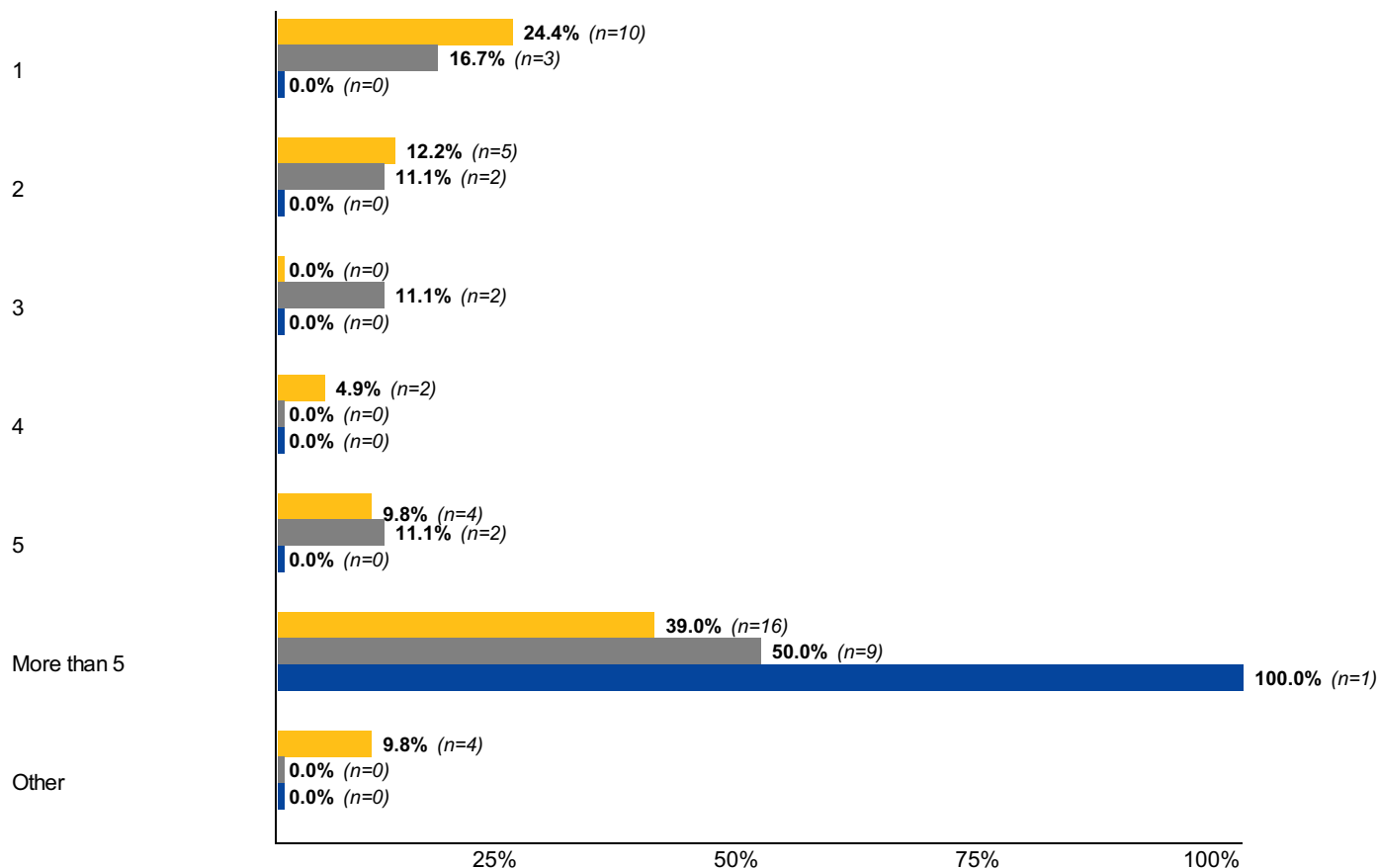
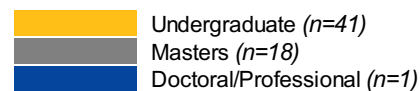
**Experiential 85:** What type of field experience or practicum was this?





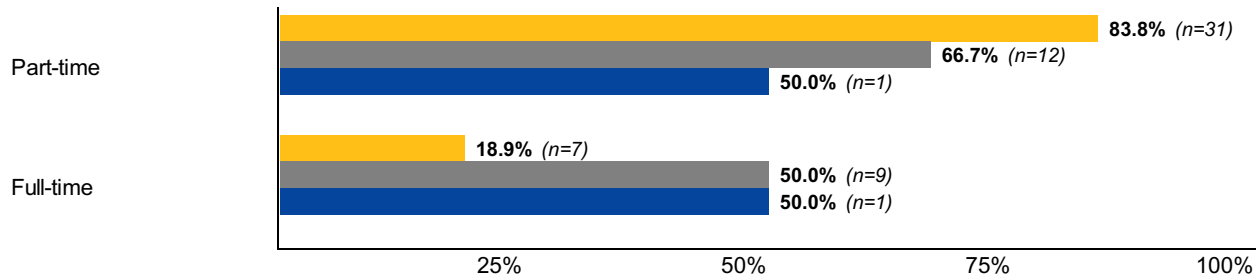
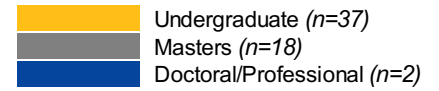
## Clinical Experience

**Experiential 86:** How many clinical experiences did you complete?



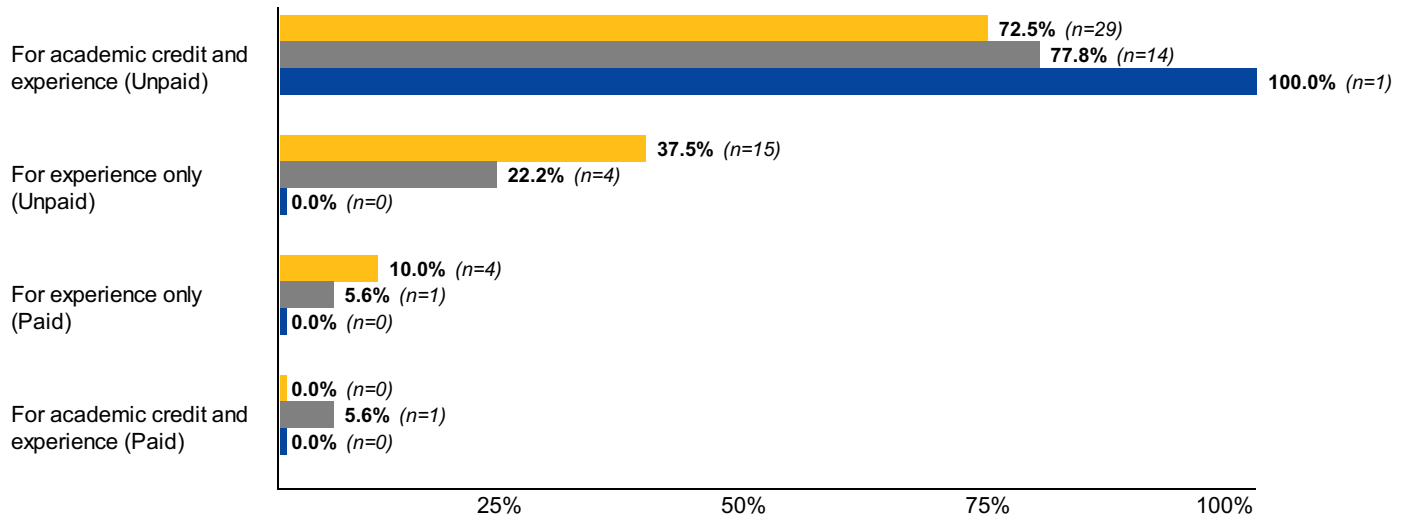
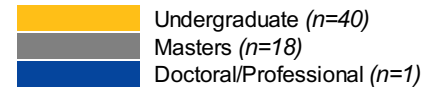
## Clinical Experience

**Experiential 87:** Please indicate if these experiences were full or part-time. (Select all that apply)



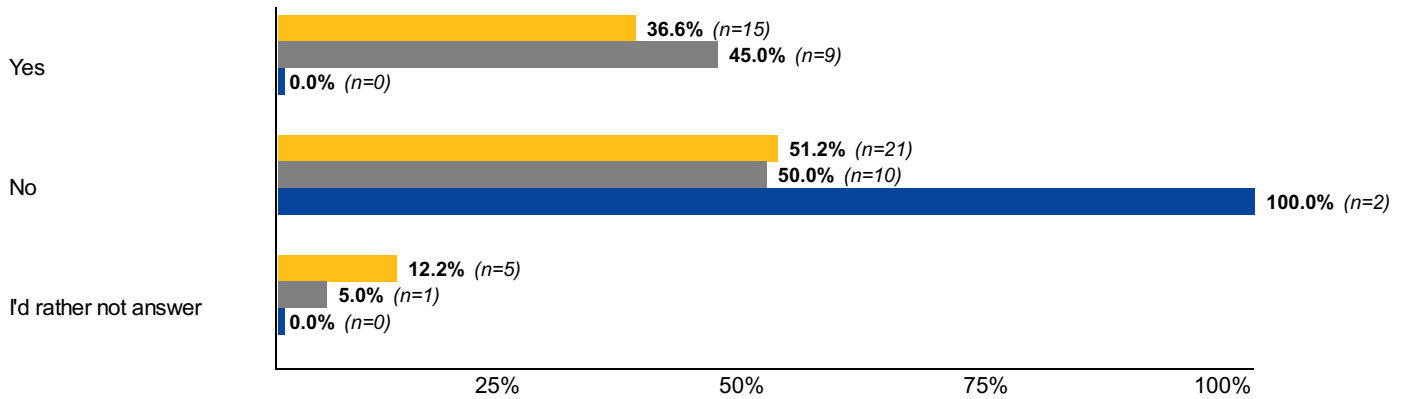
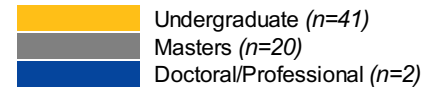
## Clinical Experience

**Experiential 88:** What types of clinical experiences did you complete? (Select all that apply)



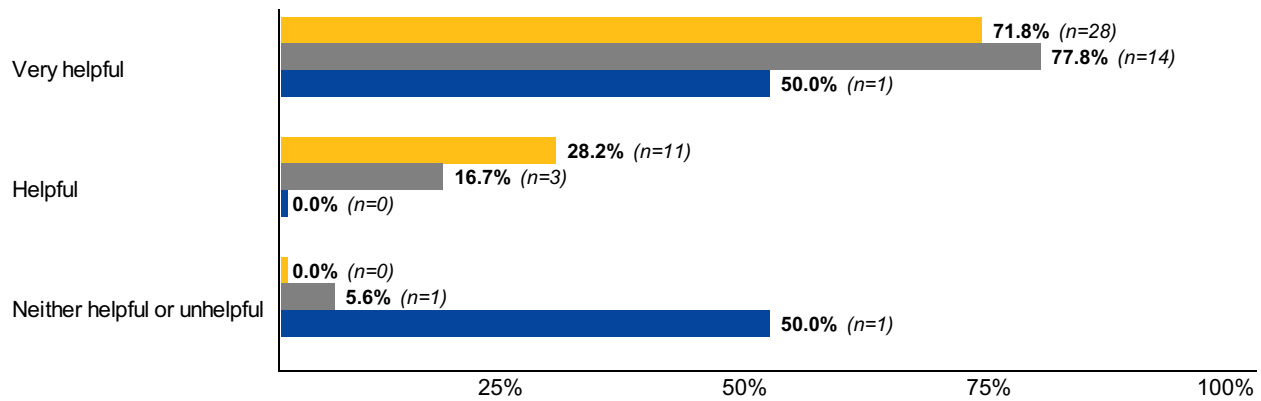
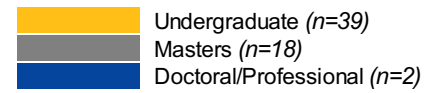
## Clinical Experience

**Experiential 89:** Were you offered full-time employment as result of any of your clinical experiences?



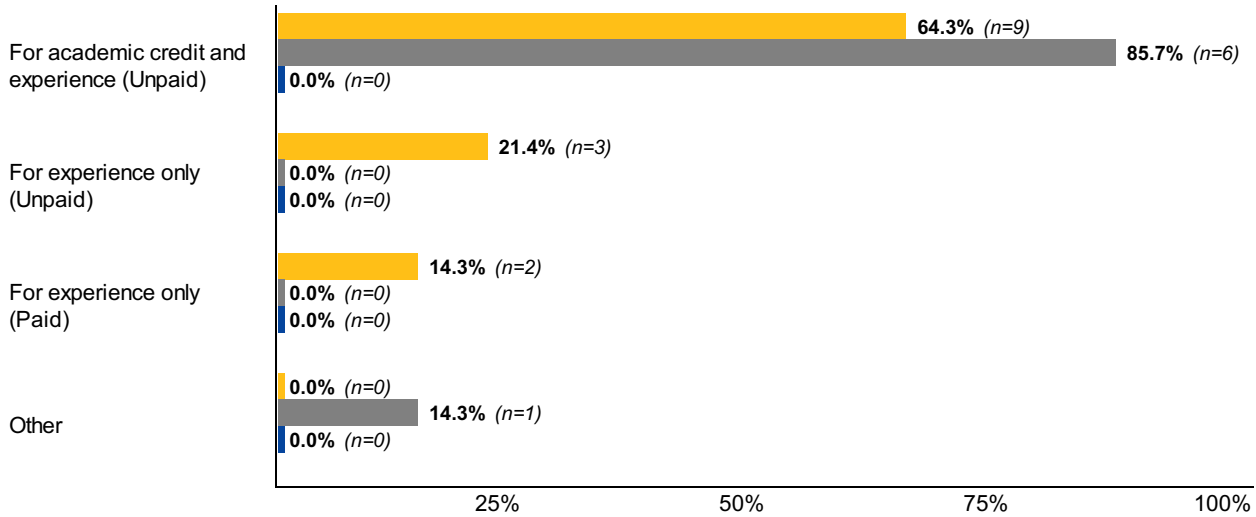
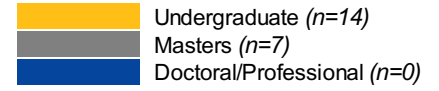
## Clinical Experience

**Experiential 90:** How helpful were your clinical experiences in preparing you for the workplace/your career?



## Clinical Experience

**Experiential 92:** What type of clinical experience was this?



## Student Teaching

**Experiential 94:** Please indicate if this experience was full or part-time. (Select all that apply)

	<b>Undergraduate</b> <i>n=14</i>	<b>Masters</b> <i>n=13</i>	<b>Doctoral/Professional</b> <i>n=2</i>
Part-time	<b>100.0%</b> ( <i>n=14</i> )	<b>23.1%</b> ( <i>n=3</i> )	<b>100.0%</b> ( <i>n=2</i> )
Full-time	<b>0.0%</b> ( <i>n=0</i> )	<b>76.9%</b> ( <i>n=10</i> )	<b>0.0%</b> ( <i>n=0</i> )

## Student Teaching: Grade Level

**Experiential 95:** Please indicate the grade you taught and whether the school was public or private.

	<b>Undergraduate</b> <i>n=14</i>	<b>Masters</b> <i>n=12</i>	<b>Doctoral/Professional</b> <i>n=2</i>
Pre-K	0.0% ( <i>n=0</i> )	0.0% ( <i>n=0</i> )	0.0% ( <i>n=0</i> )
Kindergarten	0.0% ( <i>n=0</i> )	0.0% ( <i>n=0</i> )	0.0% ( <i>n=0</i> )
1st	7.1% ( <i>n=1</i> )	0.0% ( <i>n=0</i> )	0.0% ( <i>n=0</i> )
2nd	0.0% ( <i>n=0</i> )	16.7% ( <i>n=2</i> )	0.0% ( <i>n=0</i> )
3rd	14.3% ( <i>n=2</i> )	0.0% ( <i>n=0</i> )	0.0% ( <i>n=0</i> )
4th	0.0% ( <i>n=0</i> )	8.3% ( <i>n=1</i> )	0.0% ( <i>n=0</i> )
5th	0.0% ( <i>n=0</i> )	0.0% ( <i>n=0</i> )	0.0% ( <i>n=0</i> )
6th	0.0% ( <i>n=0</i> )	0.0% ( <i>n=0</i> )	0.0% ( <i>n=0</i> )
7th	14.3% ( <i>n=2</i> )	0.0% ( <i>n=0</i> )	0.0% ( <i>n=0</i> )
8th	0.0% ( <i>n=0</i> )	8.3% ( <i>n=1</i> )	0.0% ( <i>n=0</i> )
9th	0.0% ( <i>n=0</i> )	8.3% ( <i>n=1</i> )	0.0% ( <i>n=0</i> )
10th	0.0% ( <i>n=0</i> )	0.0% ( <i>n=0</i> )	0.0% ( <i>n=0</i> )
11th	0.0% ( <i>n=0</i> )	0.0% ( <i>n=0</i> )	0.0% ( <i>n=0</i> )
12th	7.1% ( <i>n=1</i> )	0.0% ( <i>n=0</i> )	0.0% ( <i>n=0</i> )
Non-grade level	7.1% ( <i>n=1</i> )	0.0% ( <i>n=0</i> )	0.0% ( <i>n=0</i> )
More than one grade level (Multiple positions)	28.6% ( <i>n=4</i> )	58.3% ( <i>n=7</i> )	0.0% ( <i>n=0</i> )
Other	21.4% ( <i>n=3</i> )	0.0% ( <i>n=0</i> )	100.0% ( <i>n=2</i> )



## Student Teaching: Public/Private/Charter

**Experiential 95:** Please indicate the grade you taught and whether the school was public or private.

	<b>Undergraduate</b> <i>n=14</i>	<b>Masters</b> <i>n=12</i>	<b>Doctoral/Professional</b> <i>n=2</i>
Public	<b>57.1%</b> ( <i>n=8</i> )	<b>83.3%</b> ( <i>n=10</i> )	<b>100.0%</b> ( <i>n=2</i> )
Private	<b>14.3%</b> ( <i>n=2</i> )	<b>8.3%</b> ( <i>n=1</i> )	<b>0.0%</b> ( <i>n=0</i> )
Multiple (Multiple positions)	<b>7.1%</b> ( <i>n=1</i> )	<b>8.3%</b> ( <i>n=1</i> )	<b>0.0%</b> ( <i>n=0</i> )
Other	<b>21.4%</b> ( <i>n=3</i> )	<b>0.0%</b> ( <i>n=0</i> )	<b>0.0%</b> ( <i>n=0</i> )

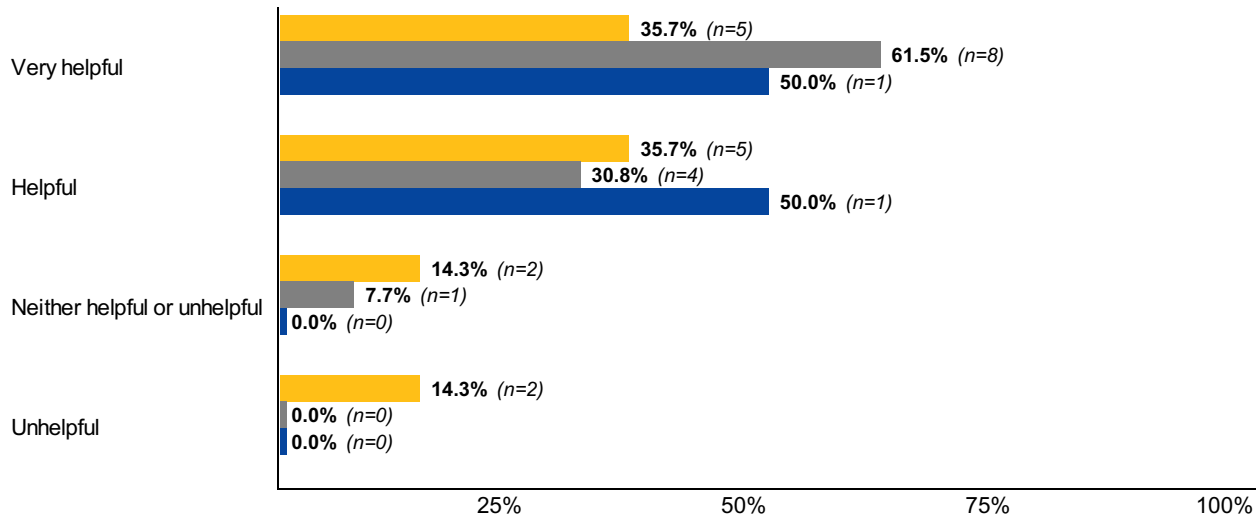
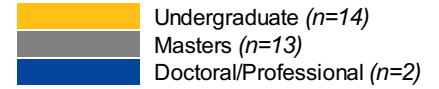
## Student Teaching

**Experiential 96:** Were you offered full-time employment as result of your student teaching experience?

	<b>Undergraduate</b> <i>n=14</i>	<b>Masters</b> <i>n=13</i>	<b>Doctoral/Professional</b> <i>n=2</i>
Yes	<b>0.0%</b> ( <i>n=0</i> )	<b>38.5%</b> ( <i>n=5</i> )	<b>0.0%</b> ( <i>n=0</i> )
No	<b>92.9%</b> ( <i>n=13</i> )	<b>53.8%</b> ( <i>n=7</i> )	<b>50.0%</b> ( <i>n=1</i> )
I'd rather not answer	<b>7.1%</b> ( <i>n=1</i> )	<b>7.7%</b> ( <i>n=1</i> )	<b>50.0%</b> ( <i>n=1</i> )

## Student Teaching

**Experiential 97:** How helpful was your student teaching experience in preparing you for the workplace/your career?



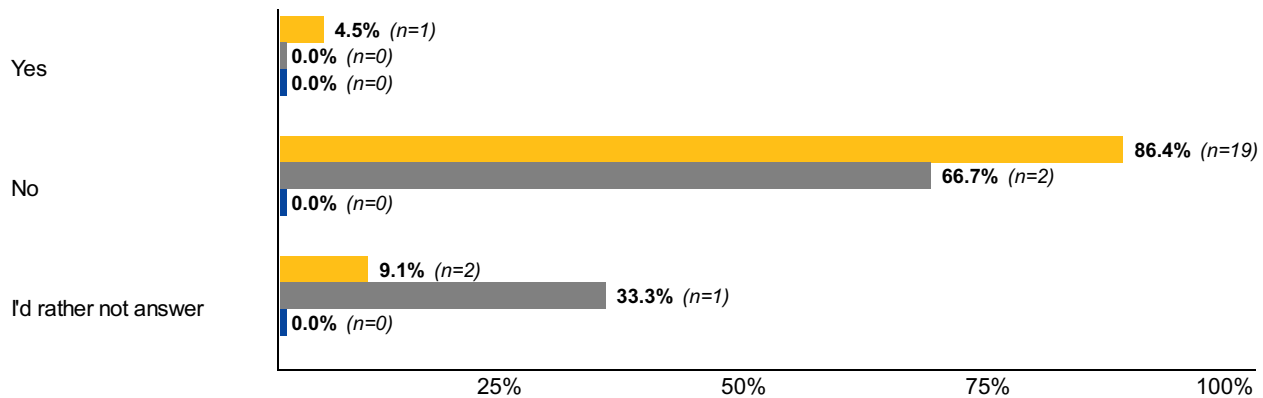
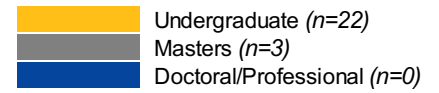
## Study Abroad/Away with internship or practicum component

**Experiential 99:** How many study abroad/away experiences with internship or practicum components did you complete?

	<b>Undergraduate</b> <i>n=20</i>	<b>Masters</b> <i>n=3</i>	<b>Doctoral/Professional</b> <i>n=0</i>
1	<b>70.0%</b> ( <i>n=14</i> )	<b>100.0%</b> ( <i>n=3</i> )	<b>0.0%</b> ( <i>n=0</i> )
2	<b>20.0%</b> ( <i>n=4</i> )	<b>0.0%</b> ( <i>n=0</i> )	<b>0.0%</b> ( <i>n=0</i> )
3	<b>0.0%</b> ( <i>n=0</i> )	<b>0.0%</b> ( <i>n=0</i> )	<b>0.0%</b> ( <i>n=0</i> )
4	<b>0.0%</b> ( <i>n=0</i> )	<b>0.0%</b> ( <i>n=0</i> )	<b>0.0%</b> ( <i>n=0</i> )
5	<b>5.0%</b> ( <i>n=1</i> )	<b>0.0%</b> ( <i>n=0</i> )	<b>0.0%</b> ( <i>n=0</i> )
More than 5	<b>0.0%</b> ( <i>n=0</i> )	<b>0.0%</b> ( <i>n=0</i> )	<b>0.0%</b> ( <i>n=0</i> )
Other	<b>5.0%</b> ( <i>n=1</i> )	<b>0.0%</b> ( <i>n=0</i> )	<b>0.0%</b> ( <i>n=0</i> )

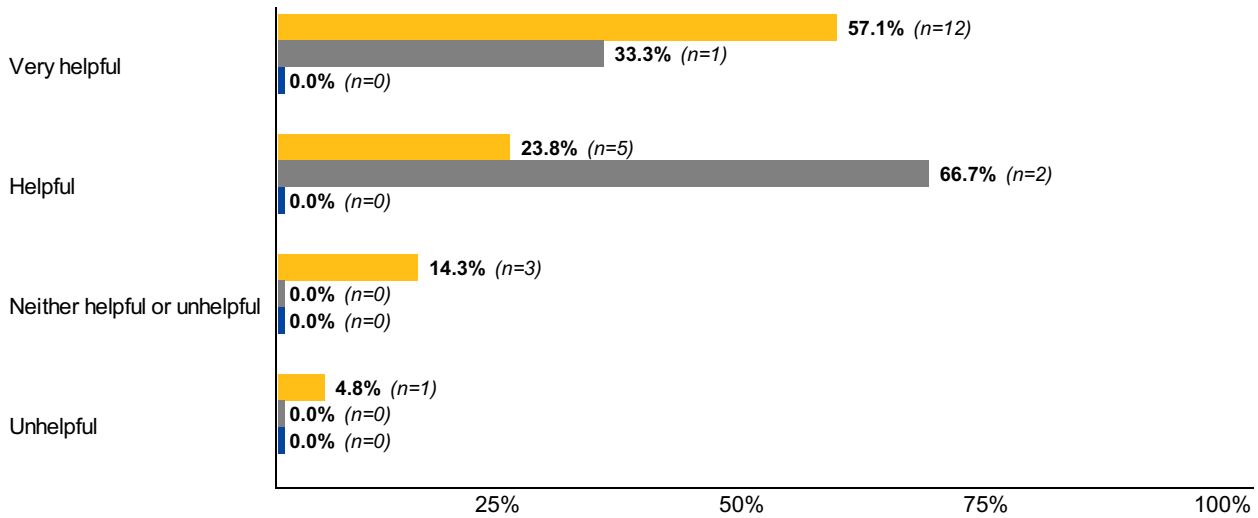
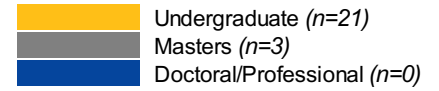
## Study Abroad/Away with internship or practicum component

**Experiential 101:** Were you offered full-time employment as result of any of your study abroad/away experiences with internship or practicum components?



## Study Abroad/Away with internship or practicum component

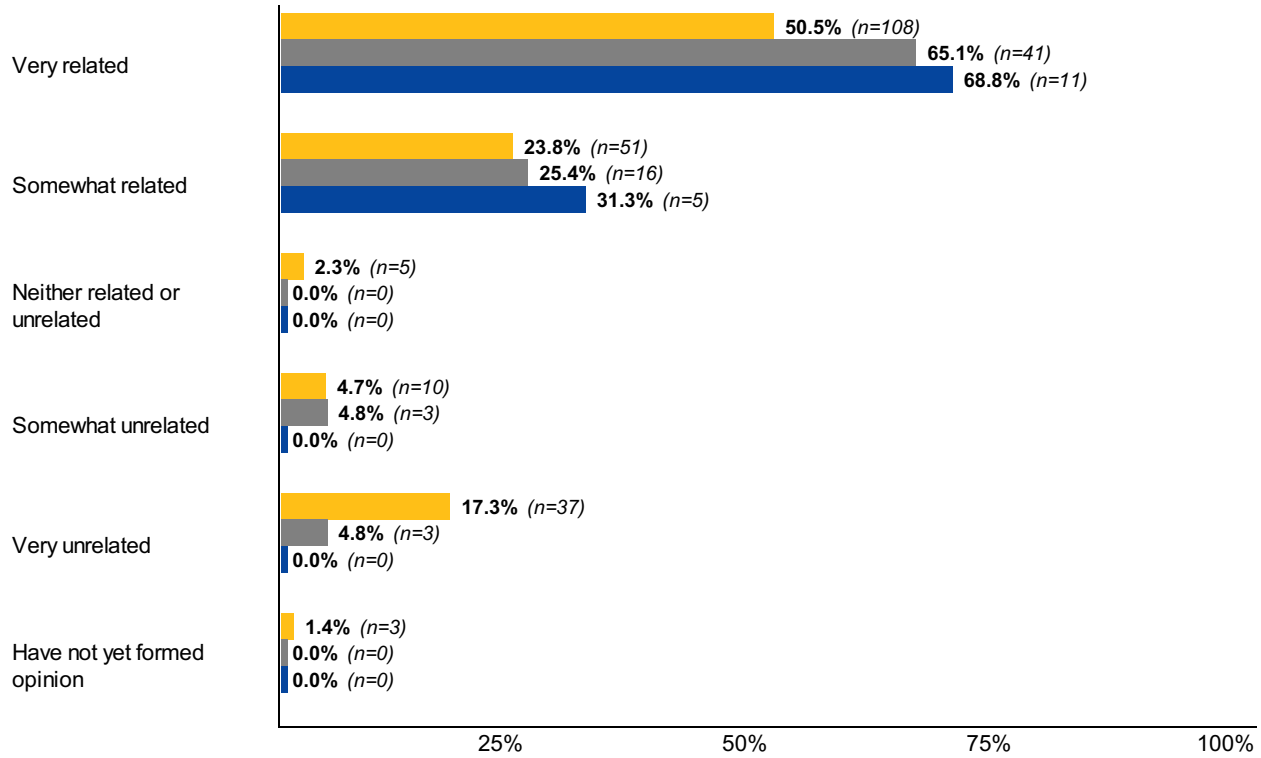
**Experiential 102:** How helpful were your study abroad/away experiences with internship or practicum components in preparing you for the workplace/your career?



## Satisfaction

**Satisfaction 105:** How related is your primary post-graduation occupation to your program/area of study?

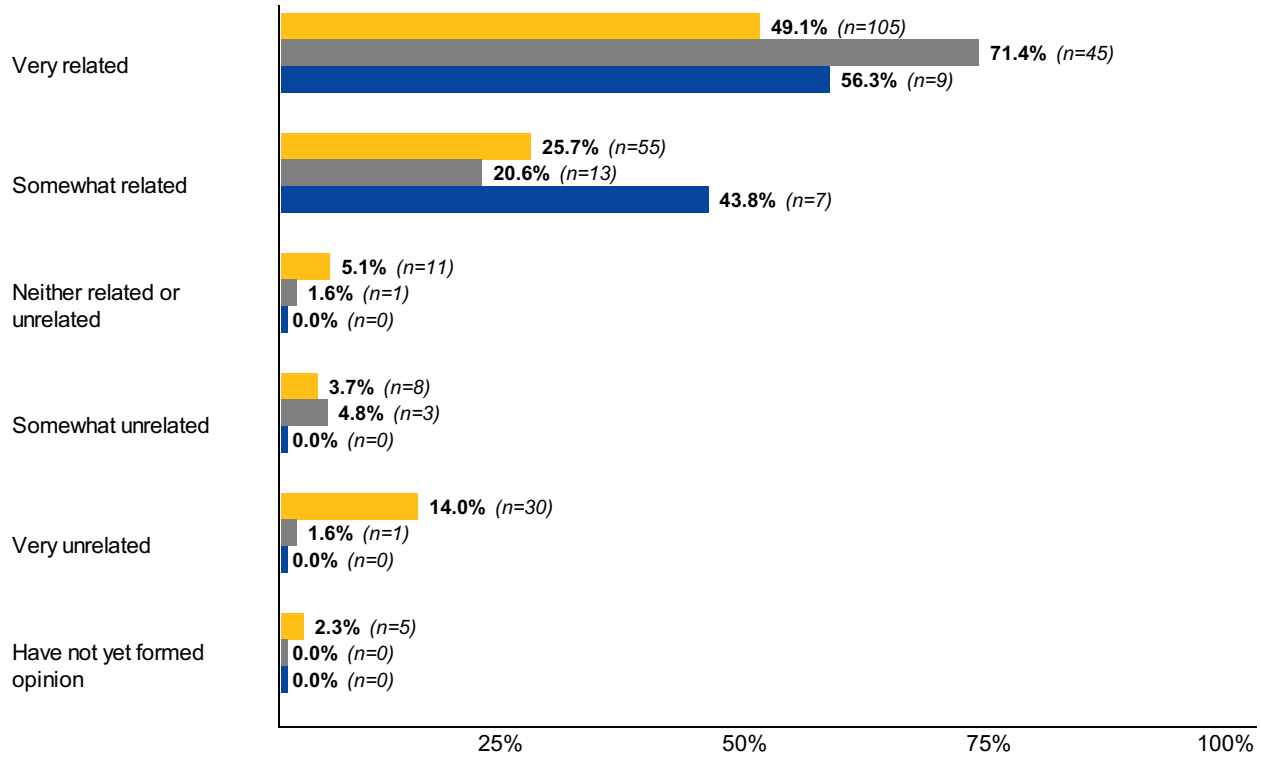
■ Undergraduate (n=214)  
■ Masters (n=63)  
■ Doctoral/Professional (n=16)



## Satisfaction

**Satisfaction 106:** How related is your primary post-graduation occupation to your career goals?

■ Undergraduate (n=214)  
■ Masters (n=63)  
■ Doctoral/Professional (n=16)

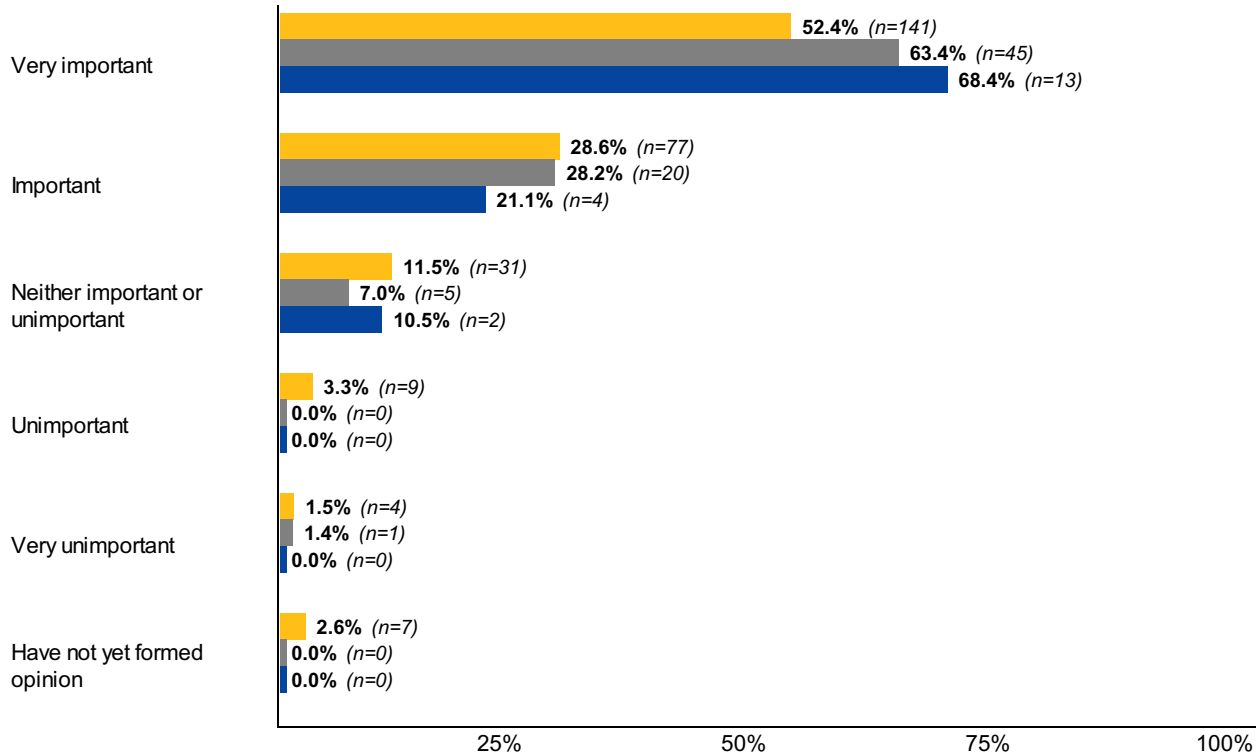




## Satisfaction

**Satisfaction 107:** How important to you is it that your primary post-graduation occupation or career is related to your program/area of study?

■ Undergraduate (n=269)  
■ Masters (n=71)  
■ Doctoral/Professional (n=19)



## Satisfaction

**Satisfaction 108:** How satisfied are you with your primary post-graduation occupation?

Undergraduate (n=215)  
 Masters (n=63)  
 Doctoral/Professional (n=16)

