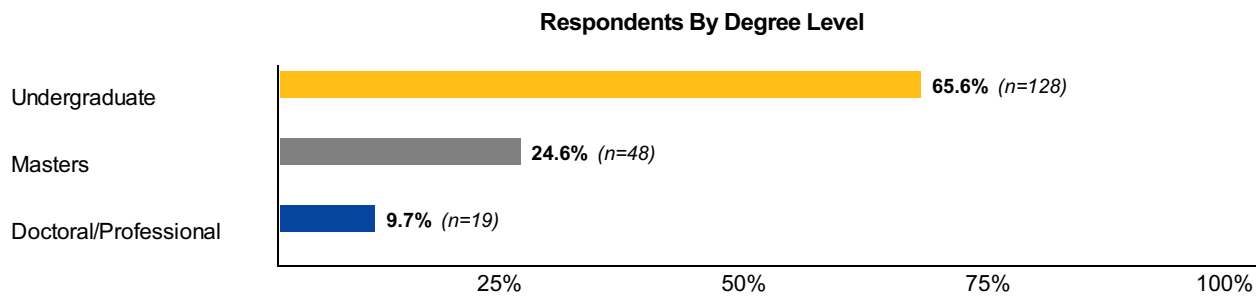
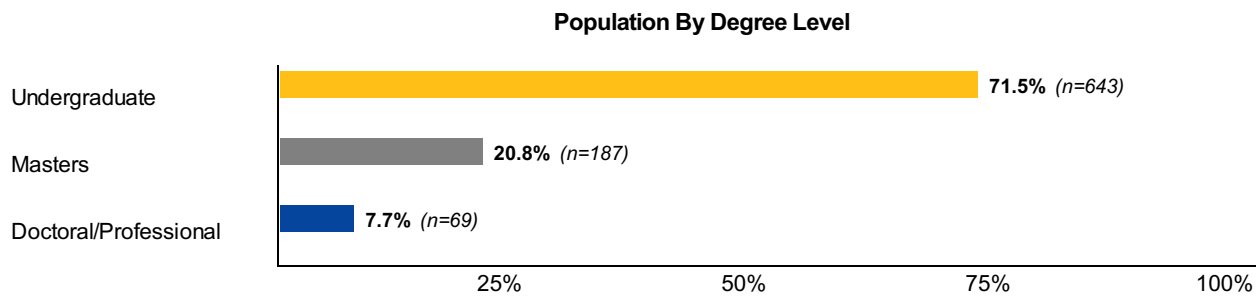
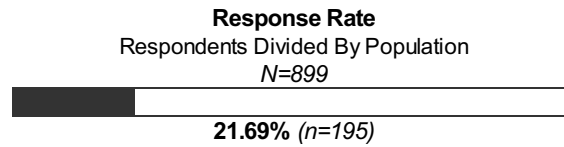


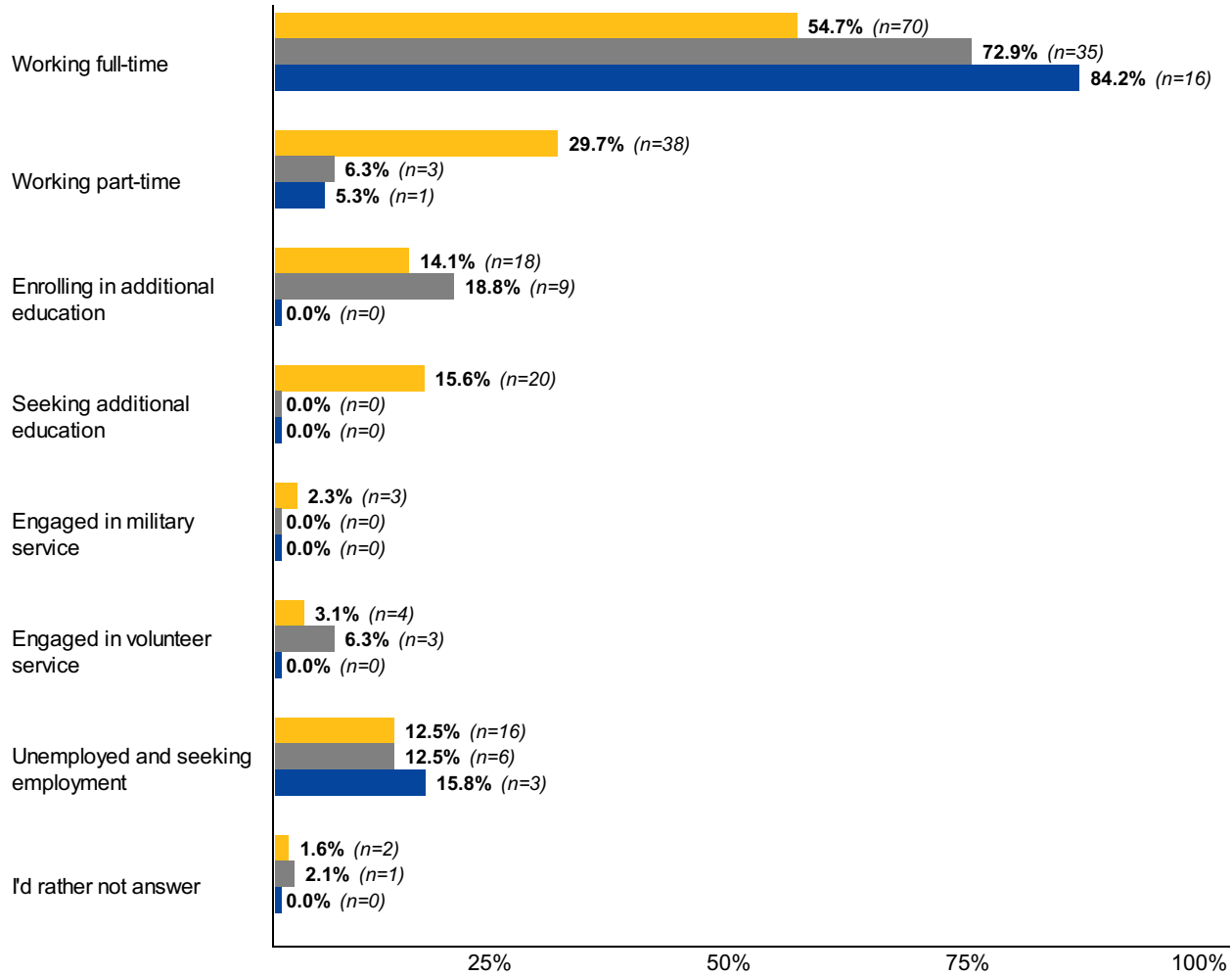
Response Rate Summary



General Outcomes

Core 1: Which of the following options represent your post-graduation situation at this time?
(Select all that apply)

Undergraduate (*n*=128)
 Masters (*n*=48)
 Doctoral/Professional (*n*=19)



General Outcomes

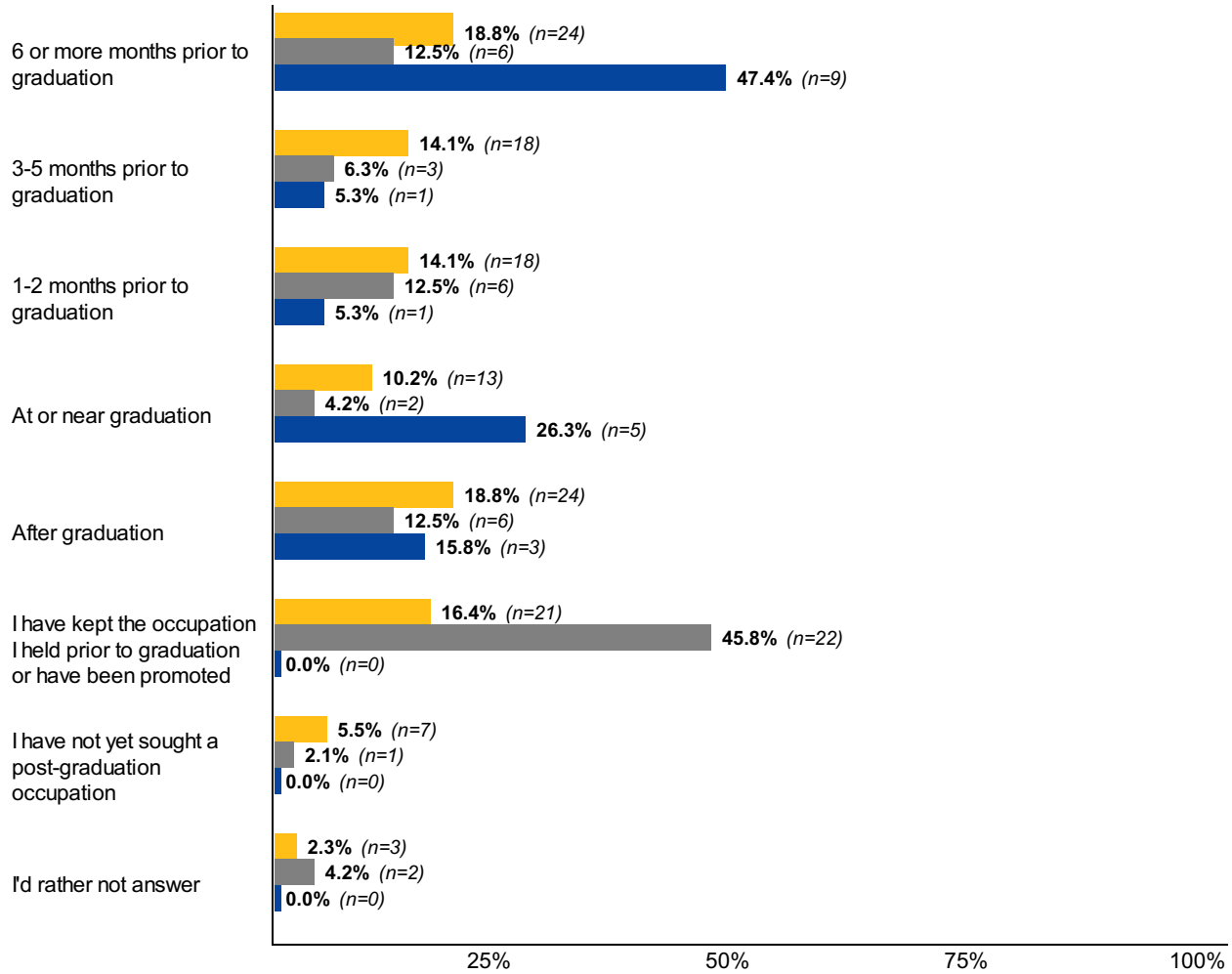
Core 2: Which of the options above would you identify as your primary status post-graduation?

	Undergraduate <i>n=128</i>	Masters <i>n=48</i>	Doctoral/Professional <i>n=19</i>
Working full-time	51.6% (<i>n=66</i>)	72.9% (<i>n=35</i>)	78.9% (<i>n=15</i>)
Working part-time	18.8% (<i>n=24</i>)	6.3% (<i>n=3</i>)	5.3% (<i>n=1</i>)
Enrolling in additional education	10.2% (<i>n=13</i>)	6.3% (<i>n=3</i>)	0.0% (<i>n=0</i>)
Seeking additional education	5.5% (<i>n=7</i>)	0.0% (<i>n=0</i>)	0.0% (<i>n=0</i>)
Engaged in military service	0.8% (<i>n=1</i>)	0.0% (<i>n=0</i>)	0.0% (<i>n=0</i>)
Unemployed and seeking employment	11.7% (<i>n=15</i>)	12.5% (<i>n=6</i>)	15.8% (<i>n=3</i>)
I'd rather not answer	1.6% (<i>n=2</i>)	2.1% (<i>n=1</i>)	0.0% (<i>n=0</i>)

General Outcomes

Core 3: When did you begin to pursue your primary post-graduation occupation?

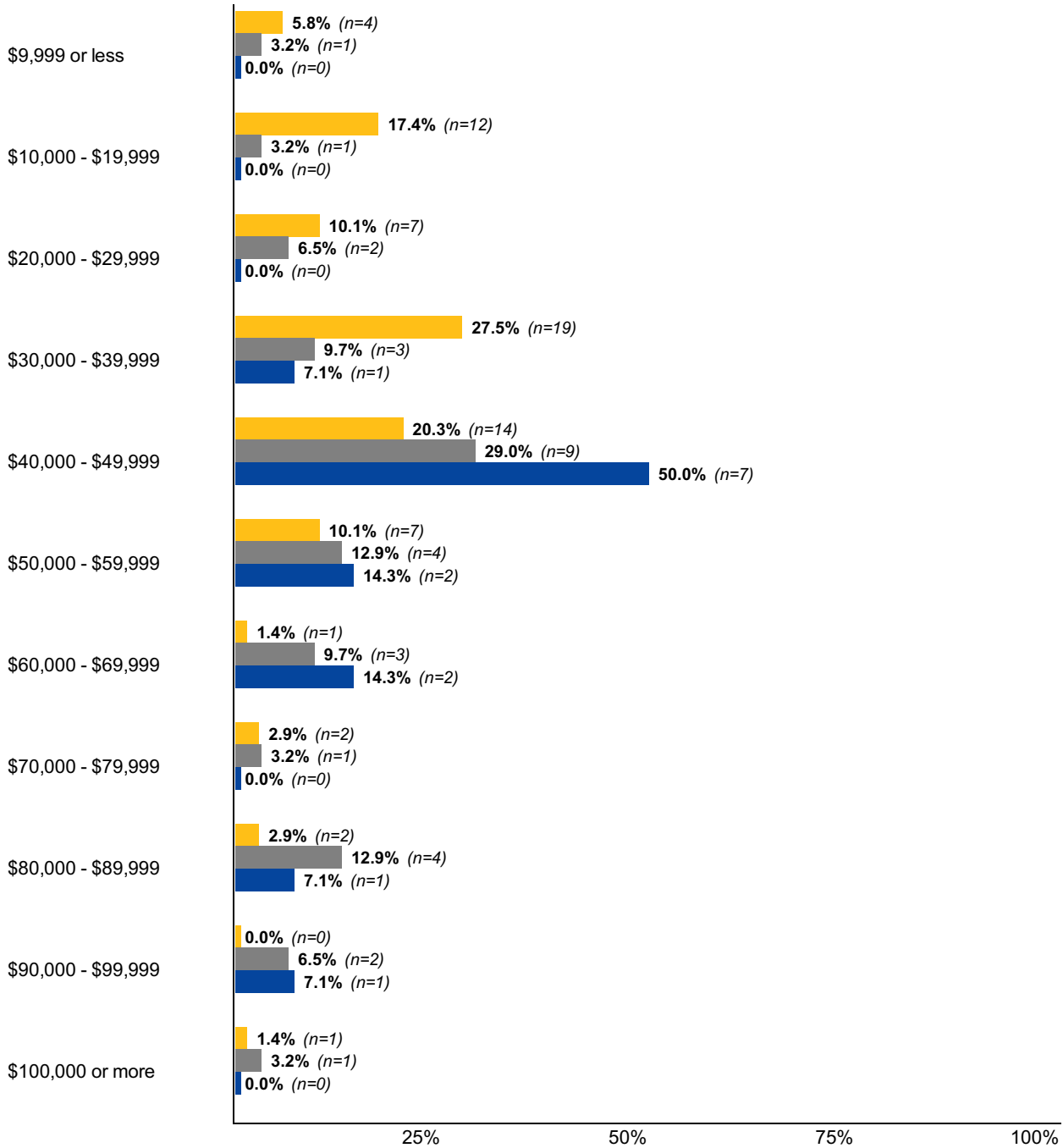
Undergraduate (n=128)
 Masters (n=48)
 Doctoral/Professional (n=19)



Occupation

Core 5: Please enter your expected total annual income, and if applicable, guaranteed bonus(es) below.

Undergraduate (n=69)
 Masters (n=31)
 Doctoral/Professional (n=14)



Overall median income: **\$40,000**

Median income for *Undergraduate* students: **\$35,000**

Median income for *Masters* students: **\$49,500**

Median income for *Doctoral/Professional* students: **\$47,500**

To protect respondent confidentiality, median incomes have been rounded to the nearest \$500 interval.

Occupation

Core 6: Which of the following best describes your occupation?

	Undergraduate <i>n=92</i>	Masters <i>n=37</i>	Doctoral/Professional <i>n=16</i>
Employed by an organization	71.7% (<i>n=66</i>)	91.9% (<i>n=34</i>)	25.0% (<i>n=4</i>)
Employed freelance	1.1% (<i>n=1</i>)	0.0% (<i>n=0</i>)	0.0% (<i>n=0</i>)
Employed in a temporary / contract work assignment	5.4% (<i>n=5</i>)	2.7% (<i>n=1</i>)	0.0% (<i>n=0</i>)
Employed in a postgraduate internship	4.3% (<i>n=4</i>)	0.0% (<i>n=0</i>)	0.0% (<i>n=0</i>)
Employed in a fellowship, post-doctoral residency, or other postdoctoral appointment	1.1% (<i>n=1</i>)	0.0% (<i>n=0</i>)	62.5% (<i>n=10</i>)
Employed in a faculty position at an institution of higher learning	0.0% (<i>n=0</i>)	2.7% (<i>n=1</i>)	12.5% (<i>n=2</i>)
Employed in any other work category	12.0% (<i>n=11</i>)	2.7% (<i>n=1</i>)	0.0% (<i>n=0</i>)
I'd rather not answer	4.3% (<i>n=4</i>)	0.0% (<i>n=0</i>)	0.0% (<i>n=0</i>)

Occupation

Core 7: Do you/will you hold more than one paid position?

	Undergraduate <i>n=92</i>	Masters <i>n=37</i>	Doctoral/Professional <i>n=16</i>
Yes	37.0% (<i>n=34</i>)	21.6% (<i>n=8</i>)	12.5% (<i>n=2</i>)
No	59.8% (<i>n=55</i>)	78.4% (<i>n=29</i>)	87.5% (<i>n=14</i>)
I'd rather not answer	3.3% (<i>n=3</i>)	0.0% (<i>n=0</i>)	0.0% (<i>n=0</i>)

Occupation: Industry

Core 9 & Core 13: Which of the following best describes the industry and job function of the occupation you do/will hold?

	Undergraduate <i>n=53</i>	Masters <i>n=29</i>	Doctoral/Professional <i>n=14</i>
Education	7.5% (<i>n=4</i>)	31.0% (<i>n=9</i>)	35.7% (<i>n=5</i>)
Healthcare / Health Services	11.3% (<i>n=6</i>)	17.2% (<i>n=5</i>)	21.4% (<i>n=3</i>)
Sciences	3.8% (<i>n=2</i>)	6.9% (<i>n=2</i>)	21.4% (<i>n=3</i>)
Insurance Services	9.4% (<i>n=5</i>)	0.0% (<i>n=0</i>)	0.0% (<i>n=0</i>)
Law Enforcement & Security	7.5% (<i>n=4</i>)	3.4% (<i>n=1</i>)	0.0% (<i>n=0</i>)
Higher Education	1.9% (<i>n=1</i>)	6.9% (<i>n=2</i>)	7.1% (<i>n=1</i>)
Government / Public Administration	3.8% (<i>n=2</i>)	6.9% (<i>n=2</i>)	0.0% (<i>n=0</i>)
Retail / Wholesale	5.7% (<i>n=3</i>)	3.4% (<i>n=1</i>)	0.0% (<i>n=0</i>)
Food & Beverage	5.7% (<i>n=3</i>)	0.0% (<i>n=0</i>)	0.0% (<i>n=0</i>)
Non-Profit / Philanthropy	1.9% (<i>n=1</i>)	3.4% (<i>n=1</i>)	0.0% (<i>n=0</i>)
Arts & Entertainment	3.8% (<i>n=2</i>)	0.0% (<i>n=0</i>)	0.0% (<i>n=0</i>)
Accounting	3.8% (<i>n=2</i>)	0.0% (<i>n=0</i>)	0.0% (<i>n=0</i>)
Banking	3.8% (<i>n=2</i>)	0.0% (<i>n=0</i>)	0.0% (<i>n=0</i>)
Consulting	3.8% (<i>n=2</i>)	0.0% (<i>n=0</i>)	0.0% (<i>n=0</i>)
Medicine	3.8% (<i>n=2</i>)	0.0% (<i>n=0</i>)	0.0% (<i>n=0</i>)
Information Technology	1.9% (<i>n=1</i>)	3.4% (<i>n=1</i>)	0.0% (<i>n=0</i>)
Financial Services	1.9% (<i>n=1</i>)	0.0% (<i>n=0</i>)	0.0% (<i>n=0</i>)
Business Services	1.9% (<i>n=1</i>)	0.0% (<i>n=0</i>)	0.0% (<i>n=0</i>)
Military & Defense	0.0% (<i>n=0</i>)	0.0% (<i>n=0</i>)	7.1% (<i>n=1</i>)
Design	1.9% (<i>n=1</i>)	0.0% (<i>n=0</i>)	0.0% (<i>n=0</i>)

Human Resources	0.0% (n=0)	3.4% (n=1)	0.0% (n=0)
Chemicals	1.9% (n=1)	0.0% (n=0)	0.0% (n=0)
Social Services	0.0% (n=0)	0.0% (n=0)	7.1% (n=1)
Museums & Libraries	1.9% (n=1)	0.0% (n=0)	0.0% (n=0)
Utilities	0.0% (n=0)	3.4% (n=1)	0.0% (n=0)
Real Estate	1.9% (n=1)	0.0% (n=0)	0.0% (n=0)
Consumer Products	0.0% (n=0)	3.4% (n=1)	0.0% (n=0)
Other / Unspecified	1.9% (n=1)	0.0% (n=0)	0.0% (n=0)
Manufacturing	0.0% (n=0)	3.4% (n=1)	0.0% (n=0)
Consumer Services	1.9% (n=1)	0.0% (n=0)	0.0% (n=0)
Sports & Recreation	0.0% (n=0)	3.4% (n=1)	0.0% (n=0)
Veterinary	1.9% (n=1)	0.0% (n=0)	0.0% (n=0)
Health, Wellness & Fitness	1.9% (n=1)	0.0% (n=0)	0.0% (n=0)
Fashion & Textiles	1.9% (n=1)	0.0% (n=0)	0.0% (n=0)

Occupation: Job Function

Core 9 & Core 13: Which of the following best describes the industry and job function of the occupation you do/will hold?

	Undergraduate <i>n=52</i>	Masters <i>n=28</i>	Doctoral/Professional <i>n=14</i>
Research	5.8% (<i>n=3</i>)	7.1% (<i>n=2</i>)	50.0% (<i>n=7</i>)
Teaching / Education	5.8% (<i>n=3</i>)	14.3% (<i>n=4</i>)	0.0% (<i>n=0</i>)
Healthcare / Health Services	7.7% (<i>n=4</i>)	0.0% (<i>n=0</i>)	21.4% (<i>n=3</i>)
Administration	1.9% (<i>n=1</i>)	14.3% (<i>n=4</i>)	0.0% (<i>n=0</i>)
Accounting / Auditing	5.8% (<i>n=3</i>)	3.6% (<i>n=1</i>)	0.0% (<i>n=0</i>)
Other	5.8% (<i>n=3</i>)	0.0% (<i>n=0</i>)	7.1% (<i>n=1</i>)
Therapy	1.9% (<i>n=1</i>)	7.1% (<i>n=2</i>)	7.1% (<i>n=1</i>)
Social Work	0.0% (<i>n=0</i>)	7.1% (<i>n=2</i>)	7.1% (<i>n=1</i>)
Administrative / Support Services	3.8% (<i>n=2</i>)	3.6% (<i>n=1</i>)	0.0% (<i>n=0</i>)
Law Enforcement / Security	5.8% (<i>n=3</i>)	0.0% (<i>n=0</i>)	0.0% (<i>n=0</i>)
Marketing	5.8% (<i>n=3</i>)	0.0% (<i>n=0</i>)	0.0% (<i>n=0</i>)
Not Specified	1.9% (<i>n=1</i>)	7.1% (<i>n=2</i>)	0.0% (<i>n=0</i>)
Analyst	5.8% (<i>n=3</i>)	0.0% (<i>n=0</i>)	0.0% (<i>n=0</i>)
Retail	3.8% (<i>n=2</i>)	3.6% (<i>n=1</i>)	0.0% (<i>n=0</i>)
Public Relations / Public Affairs	1.9% (<i>n=1</i>)	3.6% (<i>n=1</i>)	0.0% (<i>n=0</i>)
Account Management / Planning	3.8% (<i>n=2</i>)	0.0% (<i>n=0</i>)	0.0% (<i>n=0</i>)
Creative / Design	3.8% (<i>n=2</i>)	0.0% (<i>n=0</i>)	0.0% (<i>n=0</i>)
Sales	3.8% (<i>n=2</i>)	0.0% (<i>n=0</i>)	0.0% (<i>n=0</i>)
Finance	1.9% (<i>n=1</i>)	3.6% (<i>n=1</i>)	0.0% (<i>n=0</i>)
Research & Development	0.0% (<i>n=0</i>)	3.6% (<i>n=1</i>)	7.1% (<i>n=1</i>)

Criminal Justice	1.9% (n=1)	3.6% (n=1)	0.0% (n=0)
Hotel / Hospitality	1.9% (n=1)	0.0% (n=0)	0.0% (n=0)
Business Development	1.9% (n=1)	0.0% (n=0)	0.0% (n=0)
Social Media	1.9% (n=1)	0.0% (n=0)	0.0% (n=0)
Education & Training	1.9% (n=1)	0.0% (n=0)	0.0% (n=0)
Human Resources	0.0% (n=0)	3.6% (n=1)	0.0% (n=0)
Operations	1.9% (n=1)	0.0% (n=0)	0.0% (n=0)
Customer Service	1.9% (n=1)	0.0% (n=0)	0.0% (n=0)
Engineering	1.9% (n=1)	0.0% (n=0)	0.0% (n=0)
Counseling	0.0% (n=0)	3.6% (n=1)	0.0% (n=0)
Consulting	1.9% (n=1)	0.0% (n=0)	0.0% (n=0)
Public Administration	0.0% (n=0)	3.6% (n=1)	0.0% (n=0)
Management / Logistics	0.0% (n=0)	3.6% (n=1)	0.0% (n=0)
Animal Care	1.9% (n=1)	0.0% (n=0)	0.0% (n=0)
Training	1.9% (n=1)	0.0% (n=0)	0.0% (n=0)
Management	1.9% (n=1)	0.0% (n=0)	0.0% (n=0)
Software Development	0.0% (n=0)	3.6% (n=1)	0.0% (n=0)

Occupation

Core 10 & Core 14: Please enter the location of your occupation.

	Undergraduate <i>n=52</i>	Masters <i>n=29</i>	Doctoral/Professional <i>n=14</i>
VA	94.2% (<i>n=49</i>)	86.2% (<i>n=25</i>)	42.9% (<i>n=6</i>)
CA	1.9% (<i>n=1</i>)	0.0% (<i>n=0</i>)	14.3% (<i>n=2</i>)
IL	1.9% (<i>n=1</i>)	0.0% (<i>n=0</i>)	7.1% (<i>n=1</i>)
AR	0.0% (<i>n=0</i>)	6.9% (<i>n=2</i>)	0.0% (<i>n=0</i>)
WI	0.0% (<i>n=0</i>)	0.0% (<i>n=0</i>)	7.1% (<i>n=1</i>)
HI	0.0% (<i>n=0</i>)	0.0% (<i>n=0</i>)	7.1% (<i>n=1</i>)
ME	0.0% (<i>n=0</i>)	3.4% (<i>n=1</i>)	0.0% (<i>n=0</i>)
PA	1.9% (<i>n=1</i>)	0.0% (<i>n=0</i>)	0.0% (<i>n=0</i>)
NC	0.0% (<i>n=0</i>)	0.0% (<i>n=0</i>)	7.1% (<i>n=1</i>)
MN	0.0% (<i>n=0</i>)	0.0% (<i>n=0</i>)	7.1% (<i>n=1</i>)
GA	0.0% (<i>n=0</i>)	0.0% (<i>n=0</i>)	7.1% (<i>n=1</i>)
OK	0.0% (<i>n=0</i>)	3.4% (<i>n=1</i>)	0.0% (<i>n=0</i>)

Occupation

Core 15: Which of these best describes your primary reason for being unemployed or not seeking employment?

	Undergraduate <i>n=15</i>	Masters <i>n=6</i>	Doctoral/Professional <i>n=3</i>
Family or personal reasons	13.3% (<i>n=2</i>)	0.0% (<i>n=0</i>)	0.0% (<i>n=0</i>)
Enrolled / Enrolling in a degree or certificate program	13.3% (<i>n=2</i>)	16.7% (<i>n=1</i>)	0.0% (<i>n=0</i>)
Unable to find employment related to career goals or area of study	33.3% (<i>n=5</i>)	16.7% (<i>n=1</i>)	33.3% (<i>n=1</i>)
Unable to find employment at a sufficient level of pay	13.3% (<i>n=2</i>)	0.0% (<i>n=0</i>)	0.0% (<i>n=0</i>)
Unable to find employment where I live or want to live	13.3% (<i>n=2</i>)	0.0% (<i>n=0</i>)	33.3% (<i>n=1</i>)
Unable to find any employment	0.0% (<i>n=0</i>)	16.7% (<i>n=1</i>)	33.3% (<i>n=1</i>)
Other	13.3% (<i>n=2</i>)	50.0% (<i>n=3</i>)	0.0% (<i>n=0</i>)

Occupation

Core 16: Have you received any offers for employment that you did not accept?

	Undergraduate <i>n=15</i>	Masters <i>n=6</i>	Doctoral/Professional <i>n=3</i>
No	66.7% (<i>n=10</i>)	83.3% (<i>n=5</i>)	66.7% (<i>n=2</i>)
Yes	26.7% (<i>n=4</i>)	16.7% (<i>n=1</i>)	33.3% (<i>n=1</i>)
I'd rather not answer	6.7% (<i>n=1</i>)	0.0% (<i>n=0</i>)	0.0% (<i>n=0</i>)

Occupation

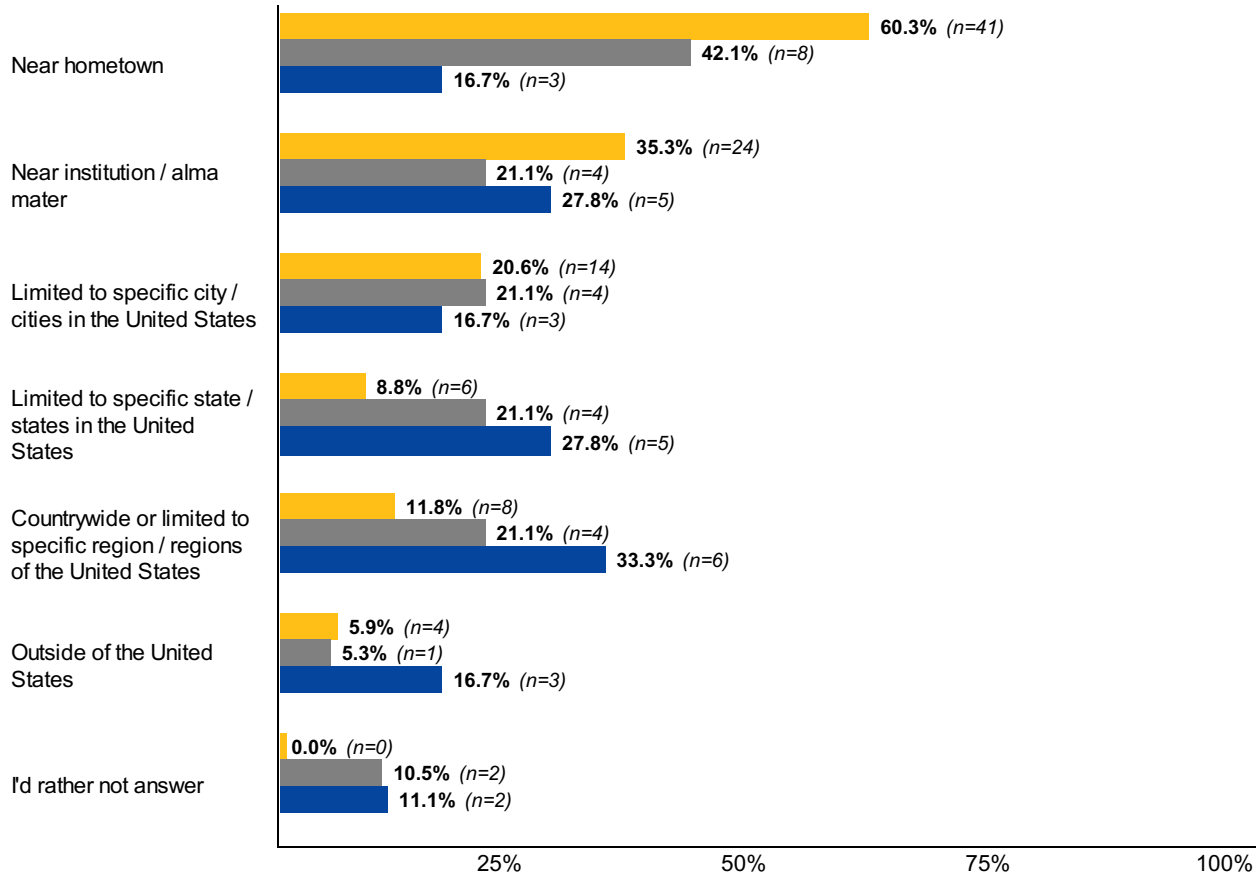
Core 17: Which of these best describe your reason(s) for not accepting your offer(s)? (Select all that apply)

	Undergraduate <i>n=4</i>	Masters <i>n=1</i>	Doctoral/Professional <i>n=1</i>
Position had insufficient level of pay	50.0% (<i>n=2</i>)	100.0% (<i>n=1</i>)	100.0% (<i>n=1</i>)
Position not located where I live or want to live	50.0% (<i>n=2</i>)	0.0% (<i>n=0</i>)	0.0% (<i>n=0</i>)
Considering other offers / opportunities	25.0% (<i>n=1</i>)	0.0% (<i>n=0</i>)	100.0% (<i>n=1</i>)
Position unrelated to career goals or area of study	25.0% (<i>n=1</i>)	0.0% (<i>n=0</i>)	0.0% (<i>n=0</i>)
Family or personal reasons	25.0% (<i>n=1</i>)	0.0% (<i>n=0</i>)	0.0% (<i>n=0</i>)

Occupation

Core 18: Where geographically did you look when searching for your post-graduation occupation? (Select all that apply)

Undergraduate (*n*=68)
 Masters (*n*=19)
 Doctoral/Professional (*n*=18)



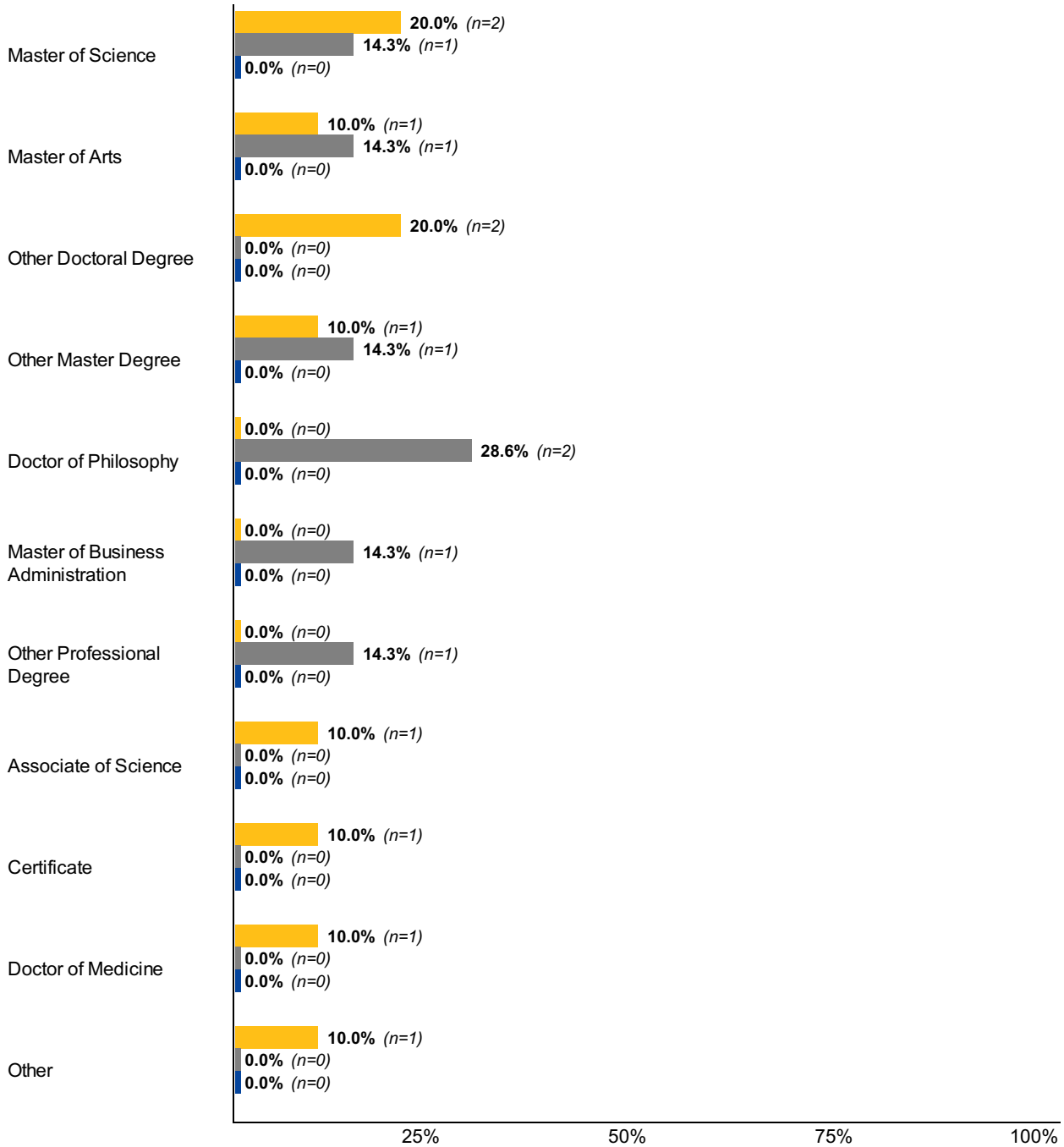
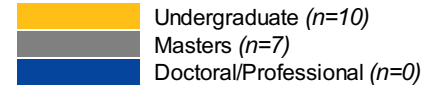
Additional Education Enrollment

Core 20: Please answer each of the items below concerning the additional education you are pursuing.

	Undergraduate <i>n=10</i>	Masters <i>n=8</i>	Doctoral/Professional <i>n=0</i>
Business, management, marketing, and related support services	20.0% (<i>n=2</i>)	25.0% (<i>n=2</i>)	0.0% (<i>n=0</i>)
Health professions and related programs	30.0% (<i>n=3</i>)	0.0% (<i>n=0</i>)	0.0% (<i>n=0</i>)
Biological and biomedical sciences	30.0% (<i>n=3</i>)	0.0% (<i>n=0</i>)	0.0% (<i>n=0</i>)
Homeland security / law enforcement / firefighting / related protective services	10.0% (<i>n=1</i>)	12.5% (<i>n=1</i>)	0.0% (<i>n=0</i>)
Engineering	0.0% (<i>n=0</i>)	25.0% (<i>n=2</i>)	0.0% (<i>n=0</i>)
Health-related knowledge and skills	0.0% (<i>n=0</i>)	12.5% (<i>n=1</i>)	0.0% (<i>n=0</i>)
Education	0.0% (<i>n=0</i>)	12.5% (<i>n=1</i>)	0.0% (<i>n=0</i>)
Computer and information sciences and support services	10.0% (<i>n=1</i>)	0.0% (<i>n=0</i>)	0.0% (<i>n=0</i>)
Public administration and social service professions	0.0% (<i>n=0</i>)	12.5% (<i>n=1</i>)	0.0% (<i>n=0</i>)

Additional Education Enrollment

Core 21: What additional degree are you seeking post-graduation?



Military Service

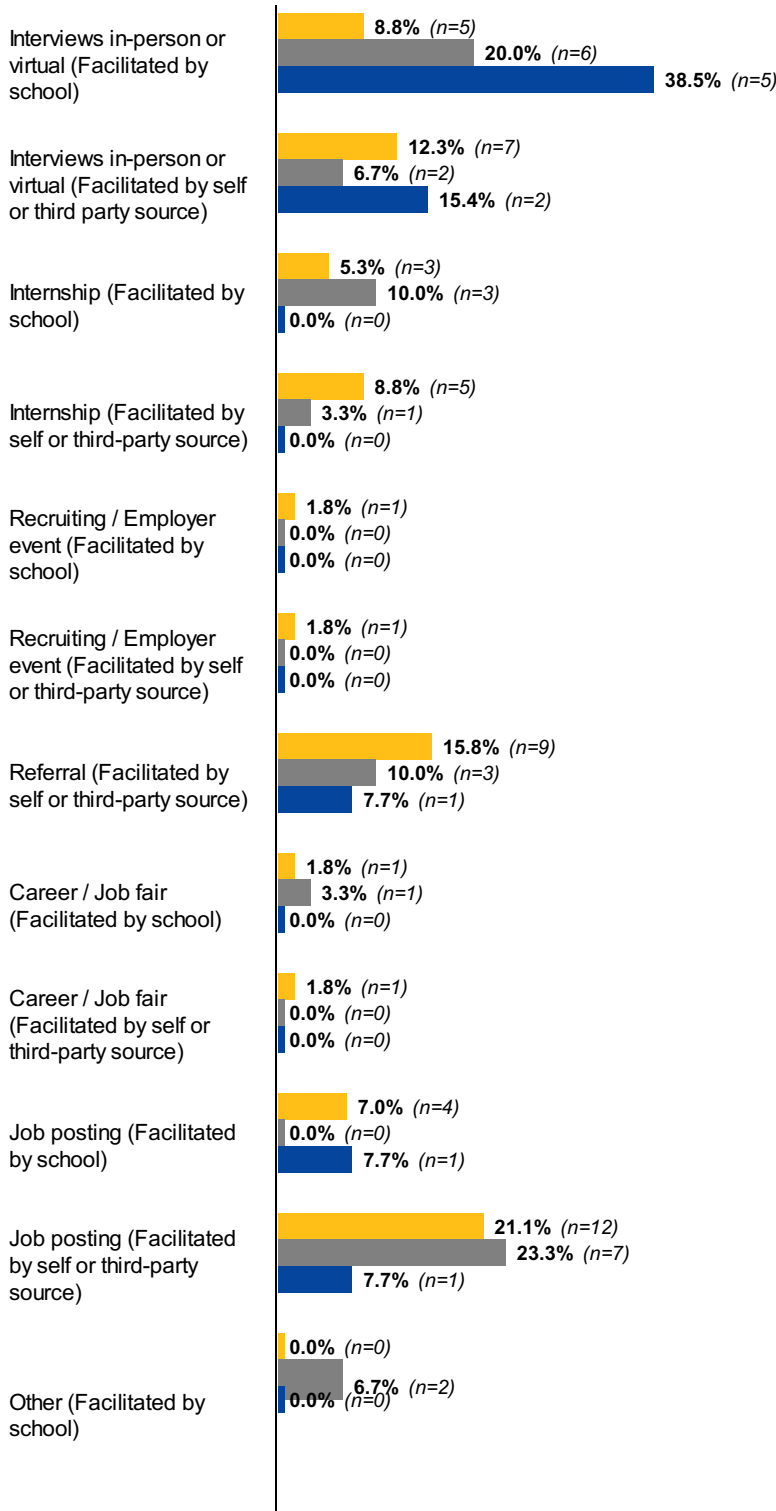
Core 24: In which branch of the military are you serving?

	Undergraduate <i>n=2</i>	Masters <i>n=0</i>	Doctoral/Professional <i>n=0</i>
I'd rather not answer	50.0% (<i>n=1</i>)	0.0% (<i>n=0</i>)	0.0% (<i>n=0</i>)
Air Force	50.0% (<i>n=1</i>)	0.0% (<i>n=0</i>)	0.0% (<i>n=0</i>)
Army	0.0% (<i>n=0</i>)	0.0% (<i>n=0</i>)	0.0% (<i>n=0</i>)
Coast Guard	0.0% (<i>n=0</i>)	0.0% (<i>n=0</i>)	0.0% (<i>n=0</i>)
Marines	0.0% (<i>n=0</i>)	0.0% (<i>n=0</i>)	0.0% (<i>n=0</i>)
Navy	0.0% (<i>n=0</i>)	0.0% (<i>n=0</i>)	0.0% (<i>n=0</i>)

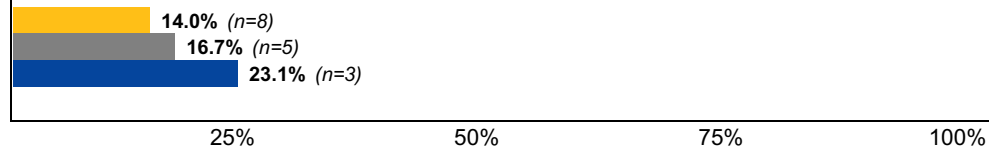
Engagement

Engagement 47: Please indicate the primary job search activity that led to the job you accepted or hold. (Select one)

Undergraduate (n=57)
 Masters (n=30)
 Doctoral/Professional (n=13)



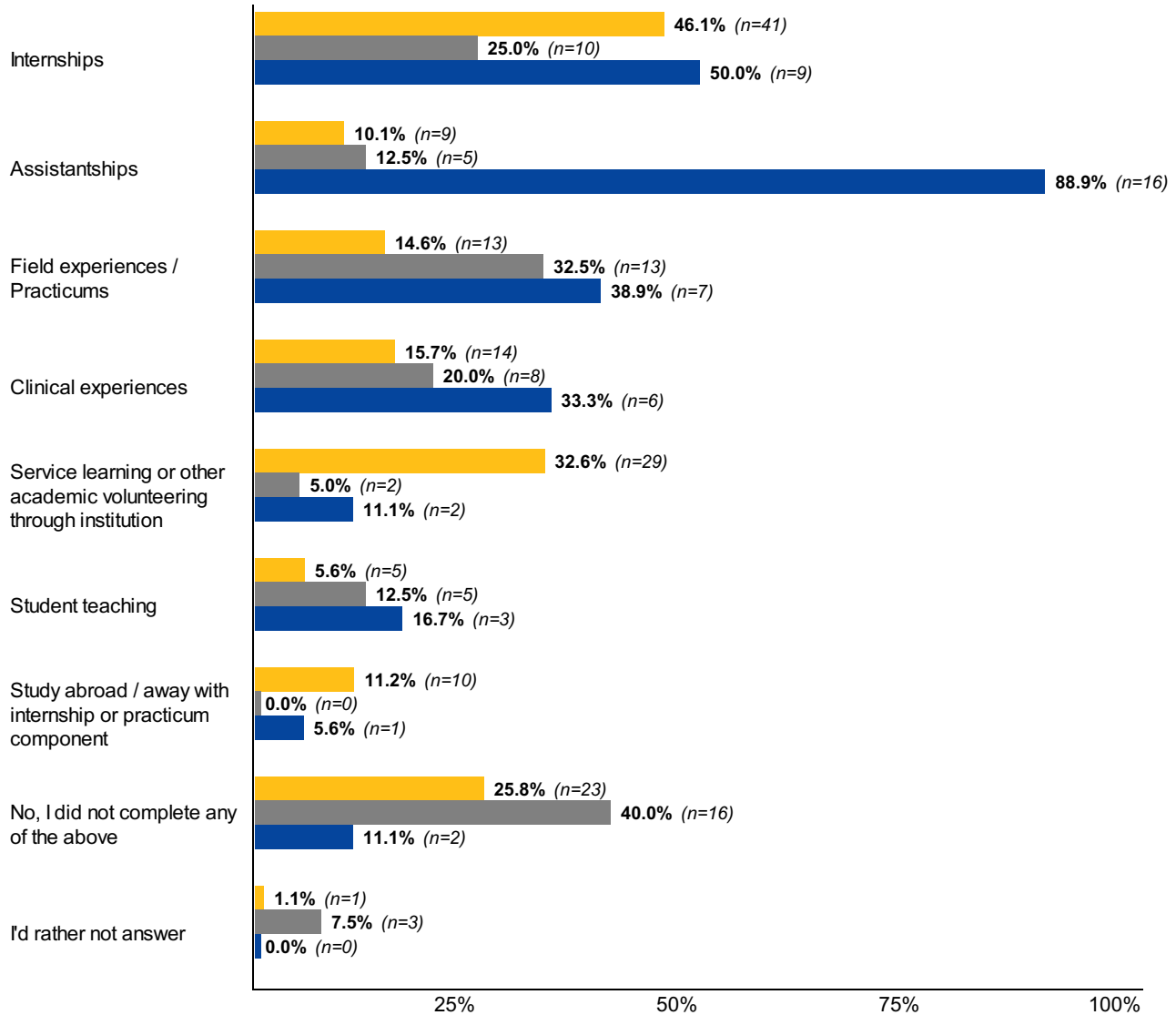
Other (Facilitated by self or third-party source)



Engagement

Experiential 49: Did you complete any of the following while working on your degree? (Select all that apply)

Undergraduate (n=89)
 Masters (n=40)
 Doctoral/Professional (n=18)



Internships

Experiential 51: How many internships did you complete?

	Undergraduate <i>n=39</i>	Masters <i>n=10</i>	Doctoral/Professional <i>n=9</i>
1	43.6% (<i>n=17</i>)	50.0% (<i>n=5</i>)	88.9% (<i>n=8</i>)
2	30.8% (<i>n=12</i>)	10.0% (<i>n=1</i>)	0.0% (<i>n=0</i>)
3	12.8% (<i>n=5</i>)	20.0% (<i>n=2</i>)	0.0% (<i>n=0</i>)
4	5.1% (<i>n=2</i>)	10.0% (<i>n=1</i>)	0.0% (<i>n=0</i>)
5	0.0% (<i>n=0</i>)	10.0% (<i>n=1</i>)	0.0% (<i>n=0</i>)
More than 5	0.0% (<i>n=0</i>)	0.0% (<i>n=0</i>)	0.0% (<i>n=0</i>)
Other	7.7% (<i>n=3</i>)	0.0% (<i>n=0</i>)	11.1% (<i>n=1</i>)

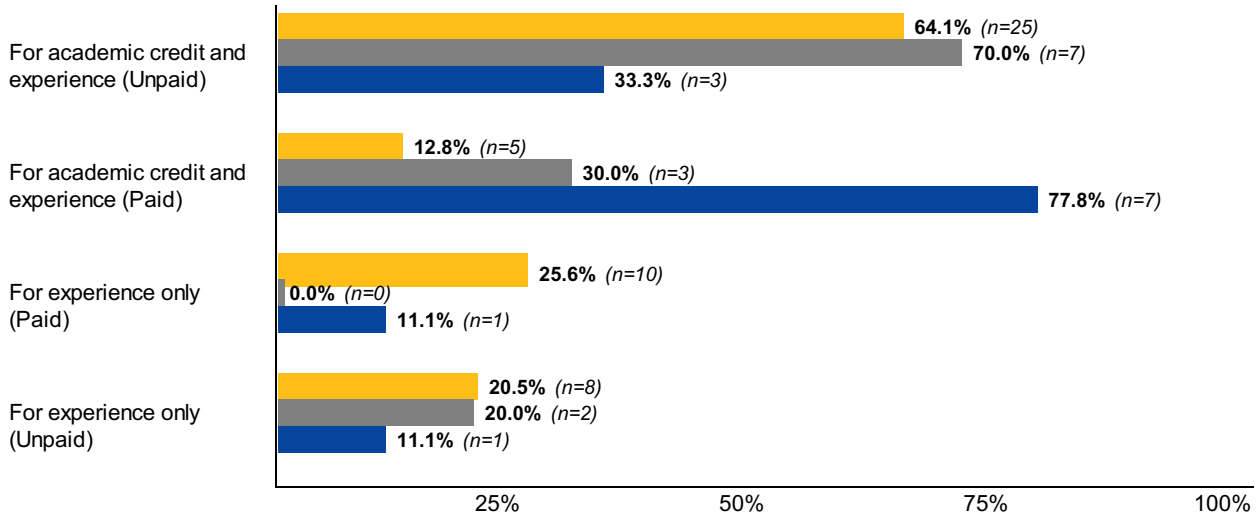
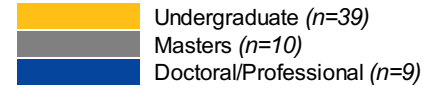
Internships

Experiential 52: Please indicate if these experiences were full or part-time. (Select all that apply)

	Undergraduate <i>n=38</i>	Masters <i>n=10</i>	Doctoral/Professional <i>n=9</i>
Part-time	81.6% (<i>n=31</i>)	70.0% (<i>n=7</i>)	22.2% (<i>n=2</i>)
Full-time	31.6% (<i>n=12</i>)	50.0% (<i>n=5</i>)	77.8% (<i>n=7</i>)

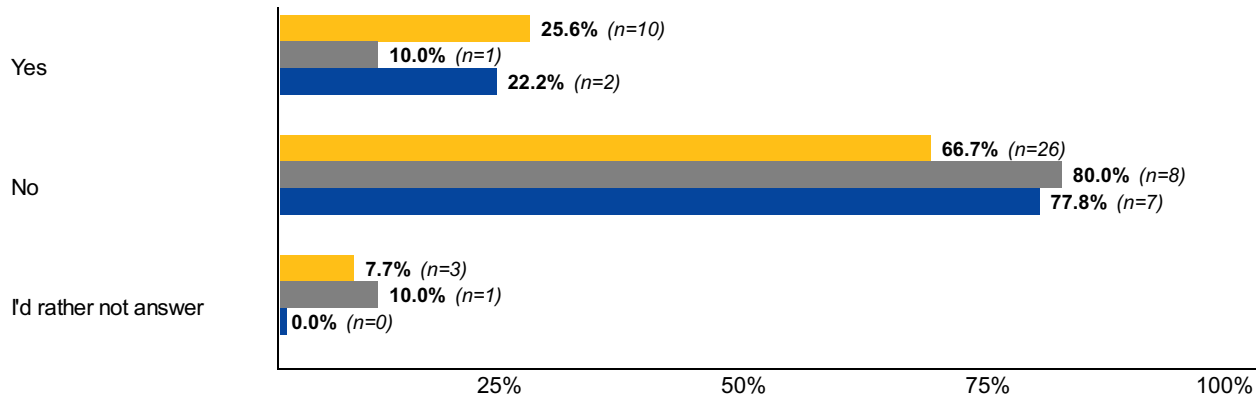
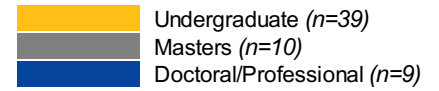
Internships

Experiential 53: What types of internships did you complete? (Select all that apply)



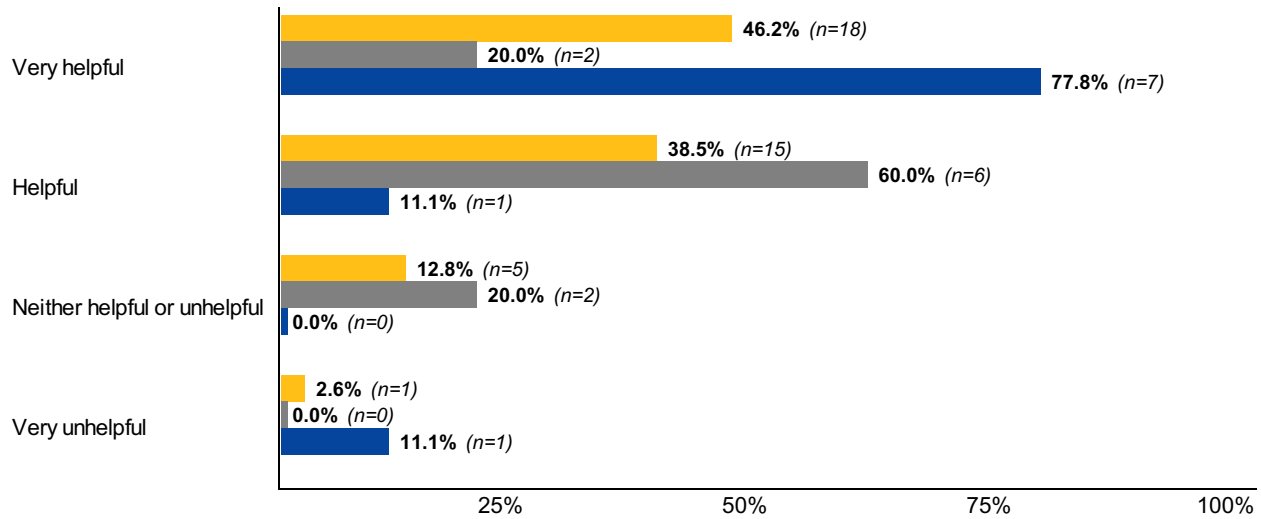
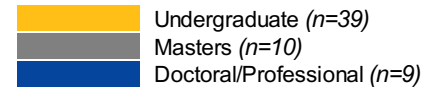
Internships

Experiential 54: Were you offered full-time employment as result of any of your internships?



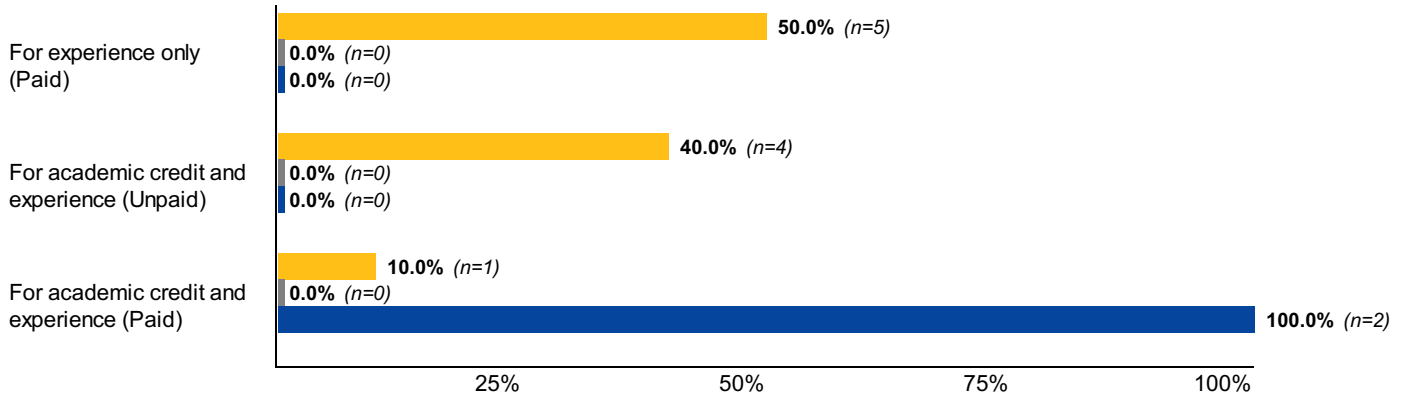
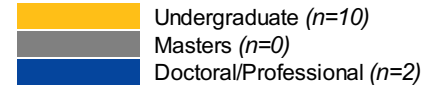
Internships

Experiential 55: Overall, how helpful were your internships in preparing you for the workplace/your career?



Internships

Experiential 57: What type of internship was this?



Service learning and other academic volunteer experiences

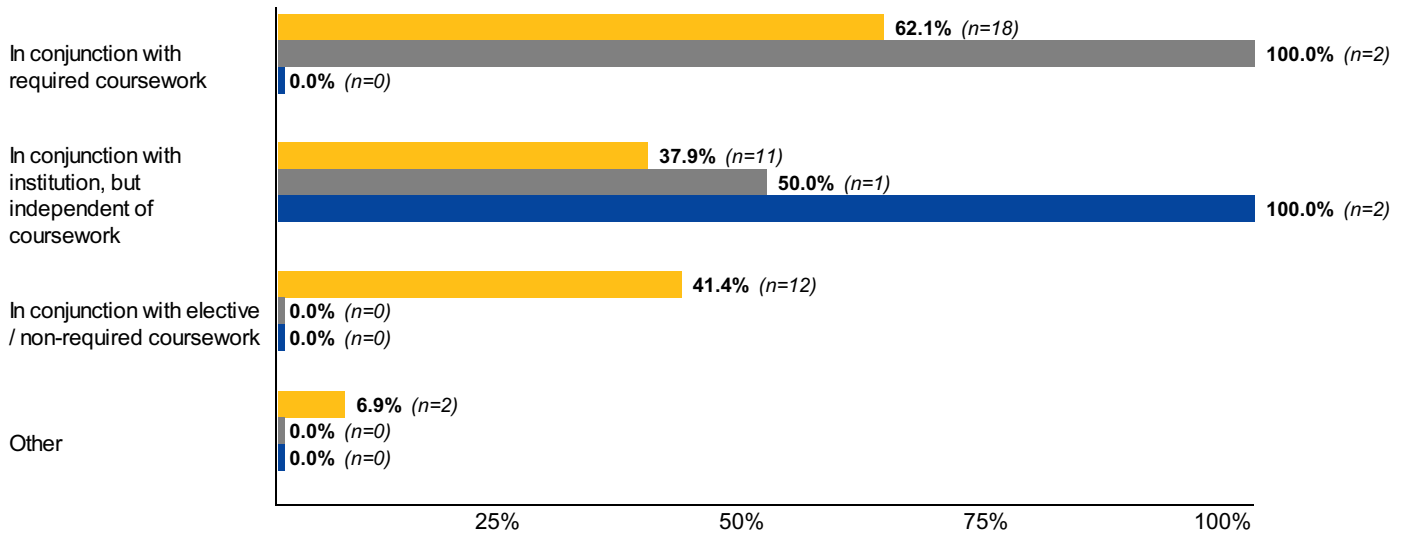
Experiential 65: How many service learning or other academic volunteer experiences did you complete?

	Undergraduate <i>n=29</i>	Masters <i>n=2</i>	Doctoral/Professional <i>n=2</i>
1	31.0% (<i>n=9</i>)	50.0% (<i>n=1</i>)	50.0% (<i>n=1</i>)
2	13.8% (<i>n=4</i>)	50.0% (<i>n=1</i>)	0.0% (<i>n=0</i>)
3	17.2% (<i>n=5</i>)	0.0% (<i>n=0</i>)	0.0% (<i>n=0</i>)
4	13.8% (<i>n=4</i>)	0.0% (<i>n=0</i>)	0.0% (<i>n=0</i>)
5	6.9% (<i>n=2</i>)	0.0% (<i>n=0</i>)	0.0% (<i>n=0</i>)
More than 5	17.2% (<i>n=5</i>)	0.0% (<i>n=0</i>)	50.0% (<i>n=1</i>)

Service learning and other academic volunteer experiences

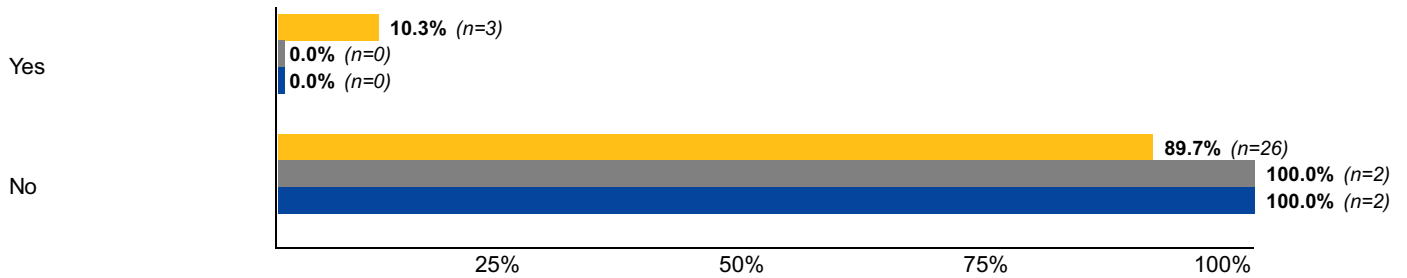
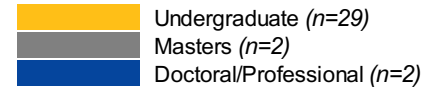
Experiential 67: What types of service learning or other academic volunteer experiences did you complete? (Select all that apply)

■ Undergraduate (*n*=29)
■ Masters (*n*=2)
■ Doctoral/Professional (*n*=2)



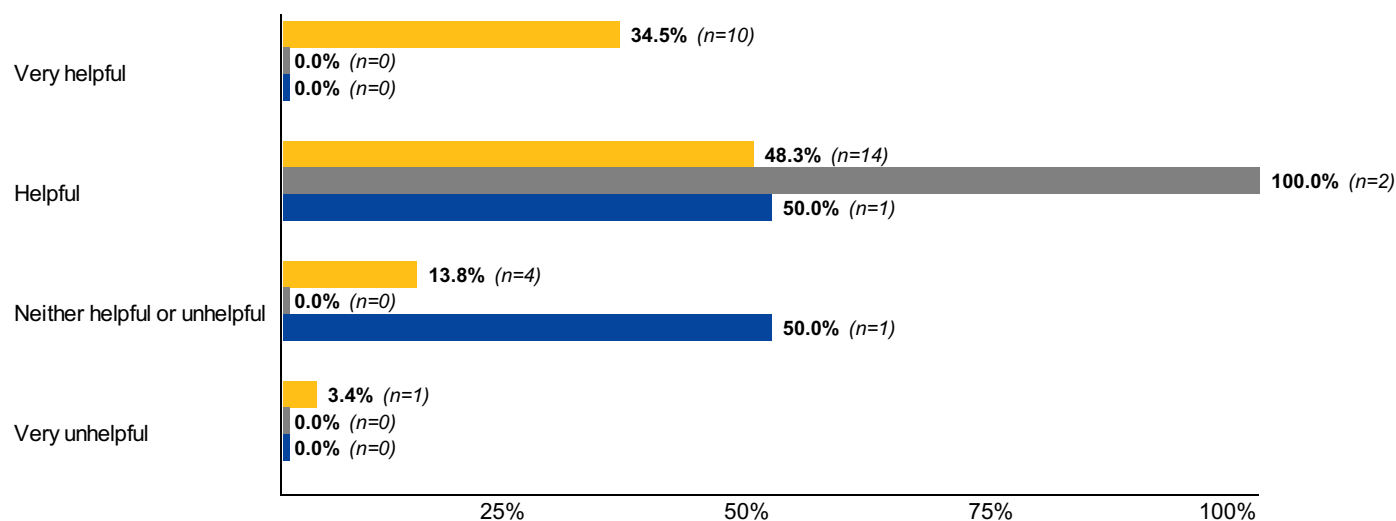
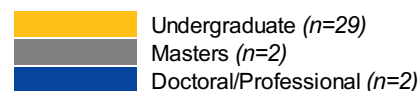
Service learning and other academic volunteer experiences

Experiential 68: Were you offered full-time employment as result of any of your service learning or other academic volunteer experiences?



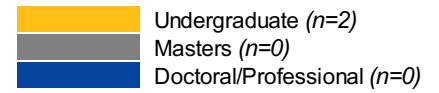
Service learning and other academic volunteer experiences

Experiential 69: How helpful were your service learning or other academic volunteer experiences in preparing you for the workplace/your career?

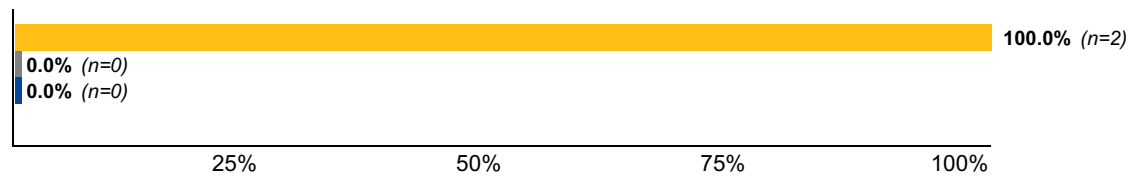


Service learning and other academic volunteer experiences

Experiential 71: What type of service learning or other academic volunteer experience was this?



In conjunction with institution, but independent of coursework



Assistantships

Experiential 72: How many assistantships did you complete?

	Undergraduate <i>n=8</i>	Masters <i>n=4</i>	Doctoral/Professional <i>n=16</i>
1	75.0% (<i>n=6</i>)	50.0% (<i>n=2</i>)	25.0% (<i>n=4</i>)
2	12.5% (<i>n=1</i>)	50.0% (<i>n=2</i>)	12.5% (<i>n=2</i>)
3	12.5% (<i>n=1</i>)	0.0% (<i>n=0</i>)	25.0% (<i>n=4</i>)
4	0.0% (<i>n=0</i>)	0.0% (<i>n=0</i>)	12.5% (<i>n=2</i>)
5	0.0% (<i>n=0</i>)	0.0% (<i>n=0</i>)	12.5% (<i>n=2</i>)
More than 5	0.0% (<i>n=0</i>)	0.0% (<i>n=0</i>)	12.5% (<i>n=2</i>)

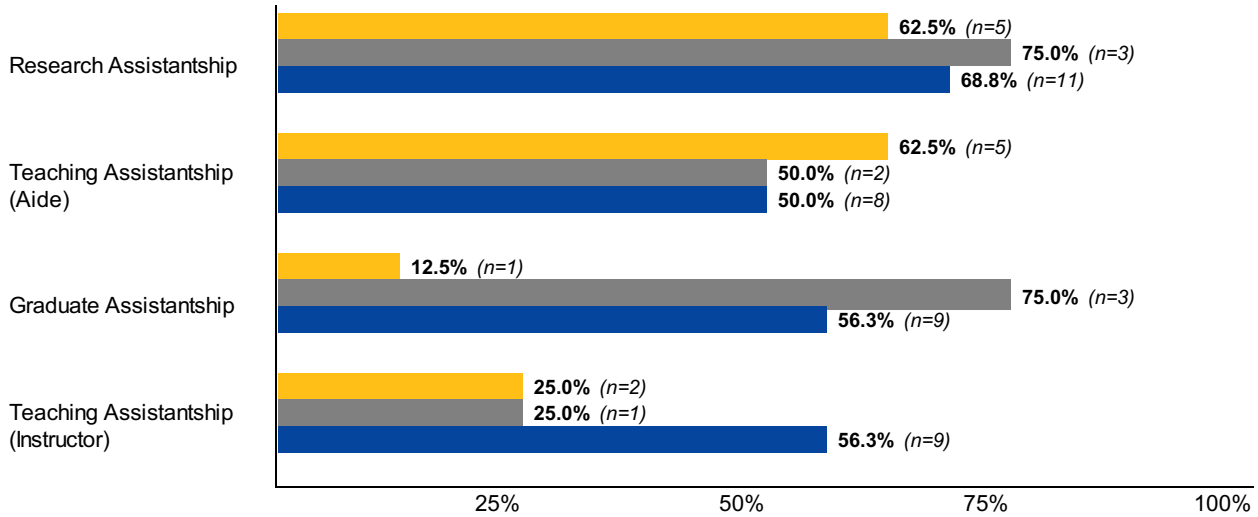
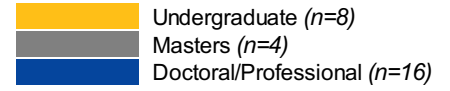
Assistantships

Experiential 73: Please indicate if these experiences were full or part-time. (Select all that apply)

	Undergraduate <i>n=8</i>	Masters <i>n=4</i>	Doctoral/Professional <i>n=16</i>
Part-time	75.0% (<i>n=6</i>)	75.0% (<i>n=3</i>)	81.3% (<i>n=13</i>)
Full-time	25.0% (<i>n=2</i>)	50.0% (<i>n=2</i>)	18.8% (<i>n=3</i>)

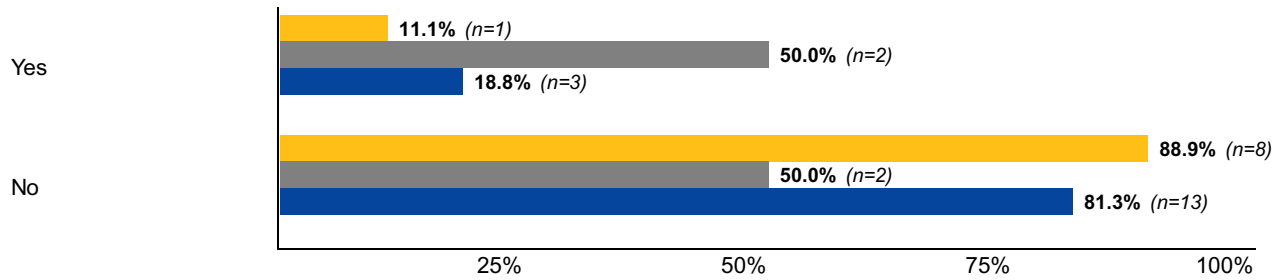
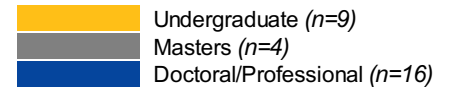
Assistantships

Experiential 74: What types of assistantships did you complete? (Select all that apply)



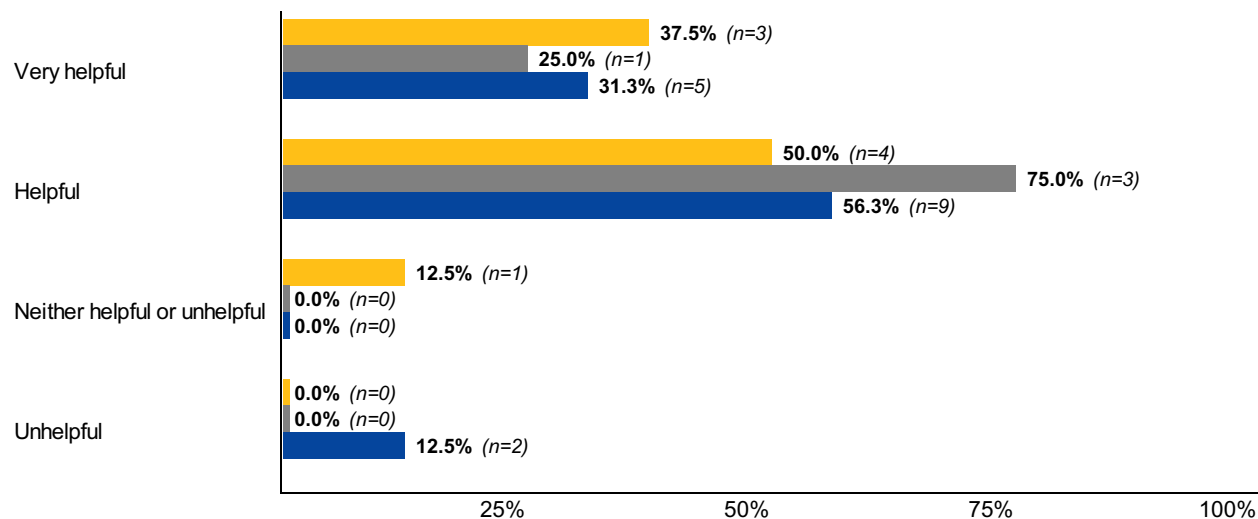
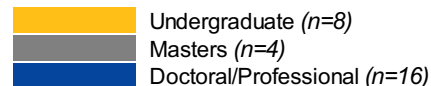
Assistantships

Experiential 75: Were you offered full-time employment as result of any of your assistantships?



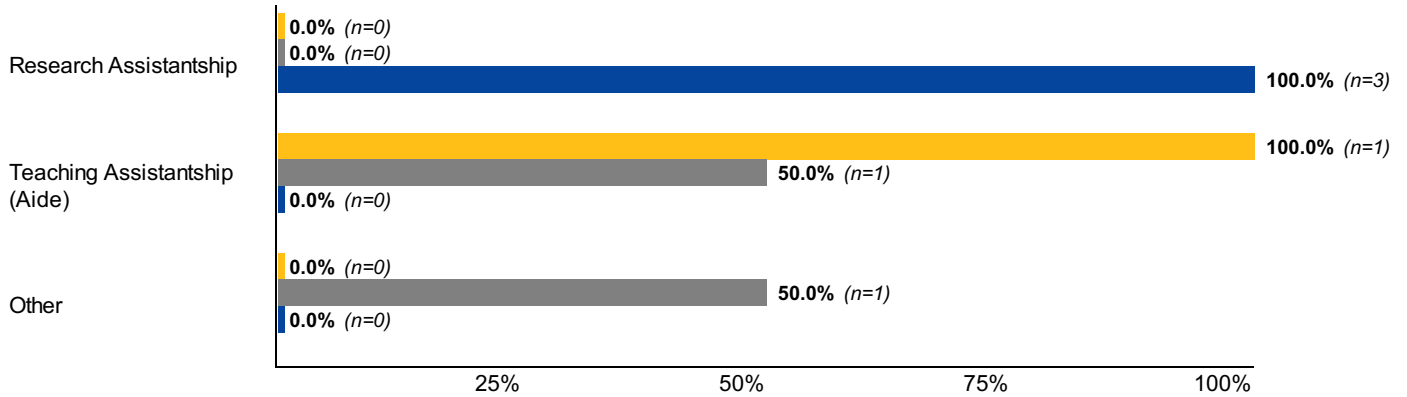
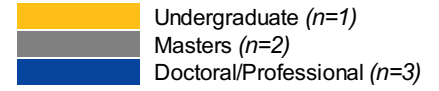
Assistantships

Experiential 76: How helpful were your assistantship(s) in preparing you for the workplace/your career?



Assistantships

Experiential 78: What type of assistantship was this?



Field Experience / Practicum

Experiential 79: How many field experiences or practicums did you complete?

	Undergraduate <i>n=12</i>	Masters <i>n=11</i>	Doctoral/Professional <i>n=7</i>
1	41.7% (<i>n=5</i>)	36.4% (<i>n=4</i>)	14.3% (<i>n=1</i>)
2	33.3% (<i>n=4</i>)	27.3% (<i>n=3</i>)	14.3% (<i>n=1</i>)
3	8.3% (<i>n=1</i>)	9.1% (<i>n=1</i>)	28.6% (<i>n=2</i>)
4	0.0% (<i>n=0</i>)	0.0% (<i>n=0</i>)	0.0% (<i>n=0</i>)
5	0.0% (<i>n=0</i>)	27.3% (<i>n=3</i>)	28.6% (<i>n=2</i>)
More than 5	0.0% (<i>n=0</i>)	0.0% (<i>n=0</i>)	14.3% (<i>n=1</i>)
Other	16.7% (<i>n=2</i>)	0.0% (<i>n=0</i>)	0.0% (<i>n=0</i>)

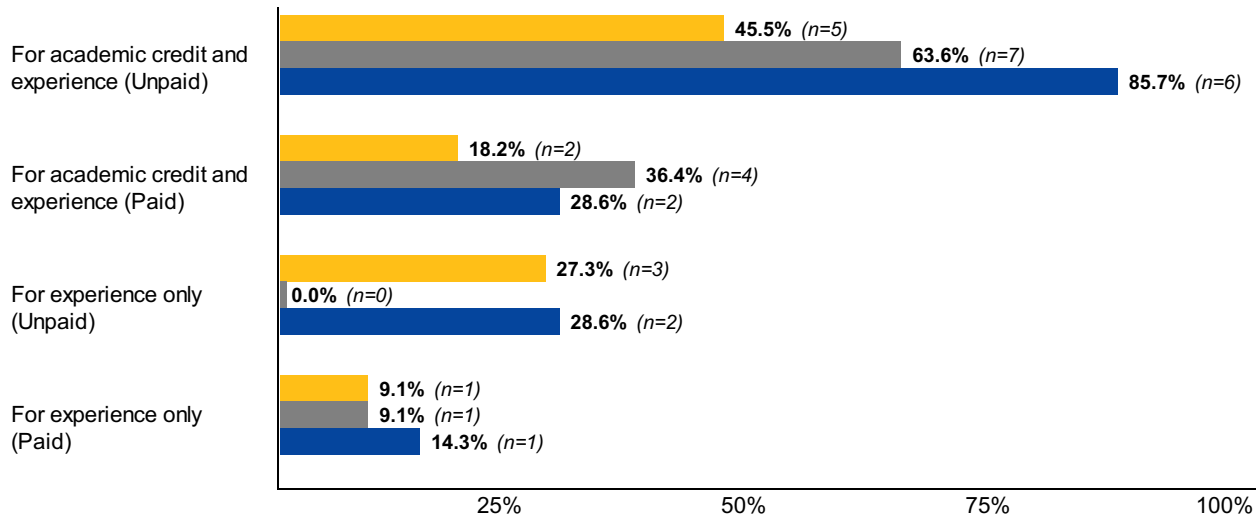
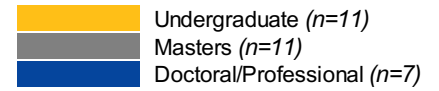
Field Experience / Practicum

Experiential 80: Please indicate if these experiences were full or part-time. (Select all that apply)

	Undergraduate <i>n=12</i>	Masters <i>n=11</i>	Doctoral/Professional <i>n=7</i>
Part-time	75.0% (<i>n=9</i>)	81.8% (<i>n=9</i>)	100.0% (<i>n=7</i>)
Full-time	25.0% (<i>n=3</i>)	45.5% (<i>n=5</i>)	0.0% (<i>n=0</i>)

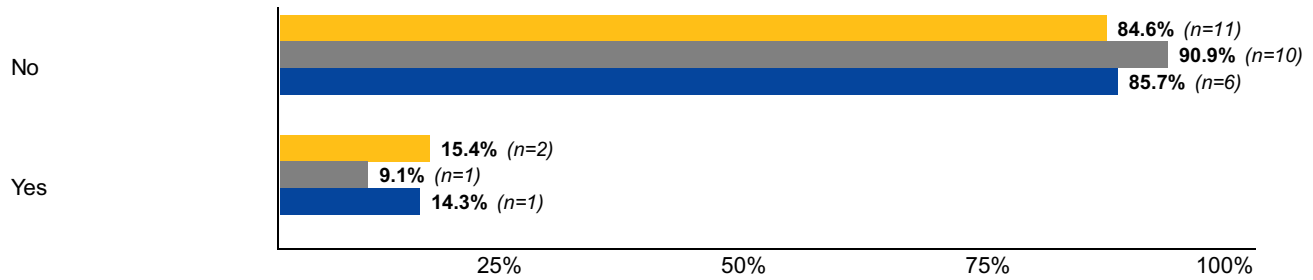
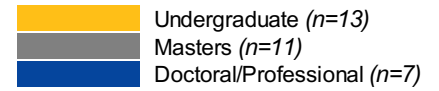
Field Experience / Practicum

Experiential 81: What types of field experiences or practicums did you complete? (Select all that apply)



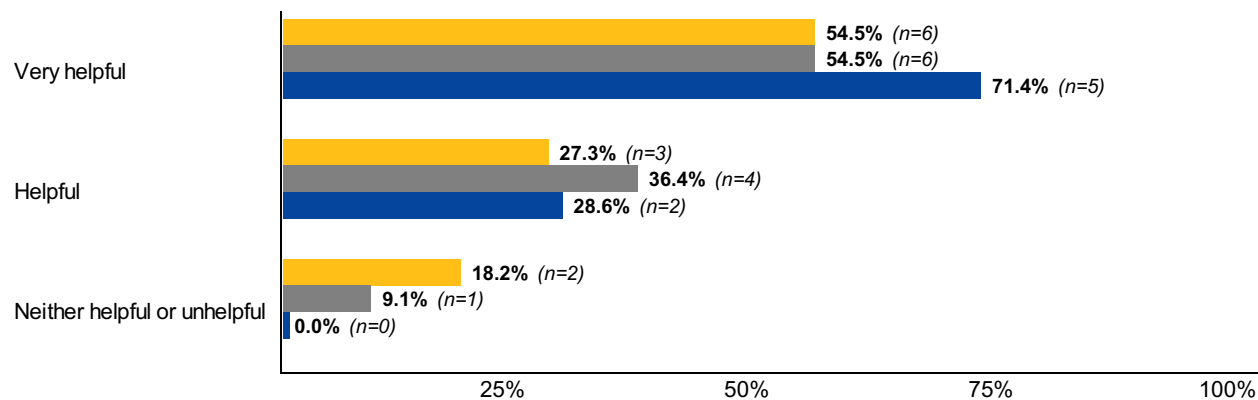
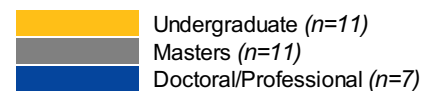
Field Experience / Practicum

Experiential 82: Were you offered full-time employment as result of any of your field experiences or practicums?



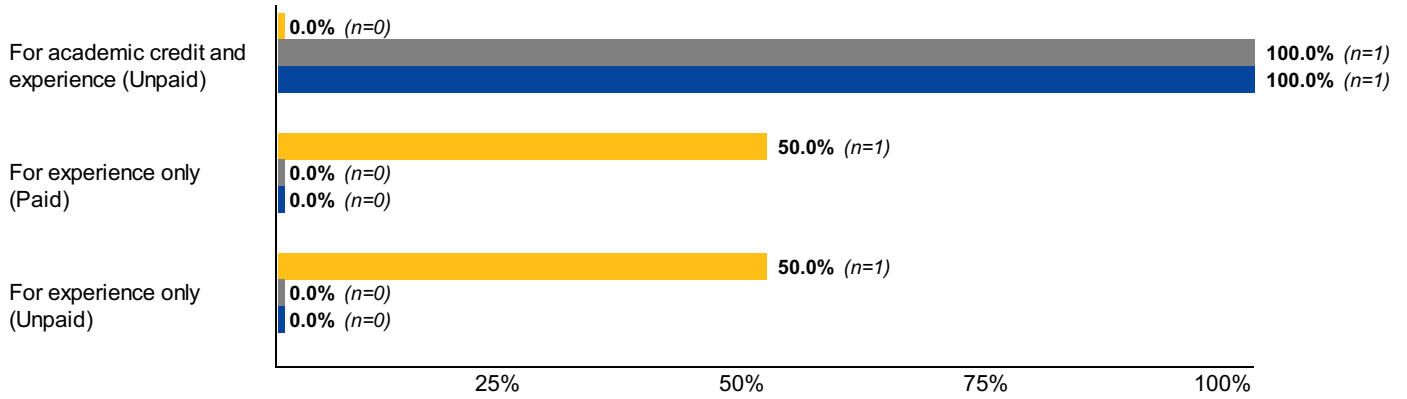
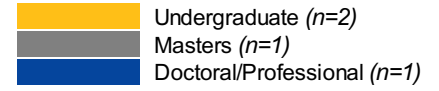
Field Experience / Practicum

Experiential 83: How helpful were your field experiences or practicums in preparing you for the workplace/your career?



Field Experience / Practicum

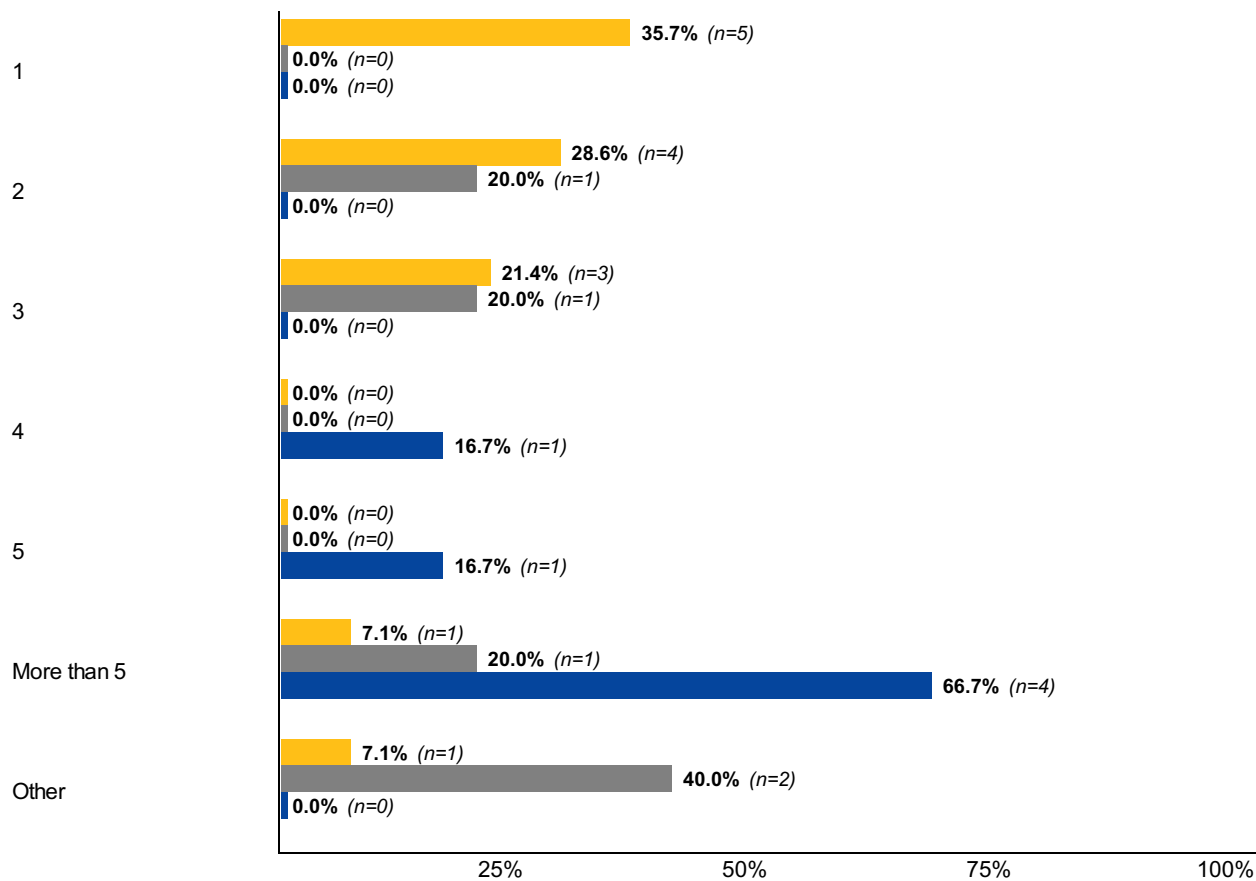
Experiential 85: What type of field experience or practicum was this?



Clinical Experience

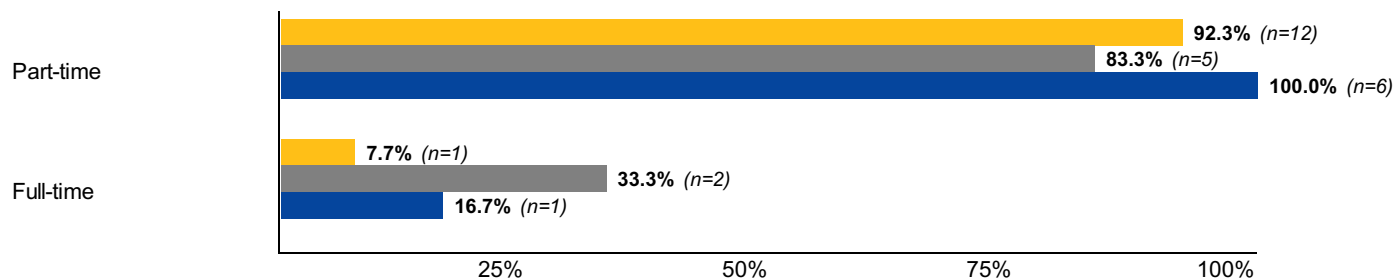
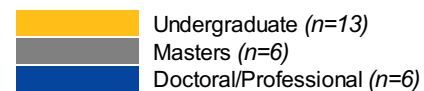
Experiential 86: How many clinical experiences did you complete?

■ Undergraduate (*n*=14)
■ Masters (*n*=5)
■ Doctoral/Professional (*n*=6)



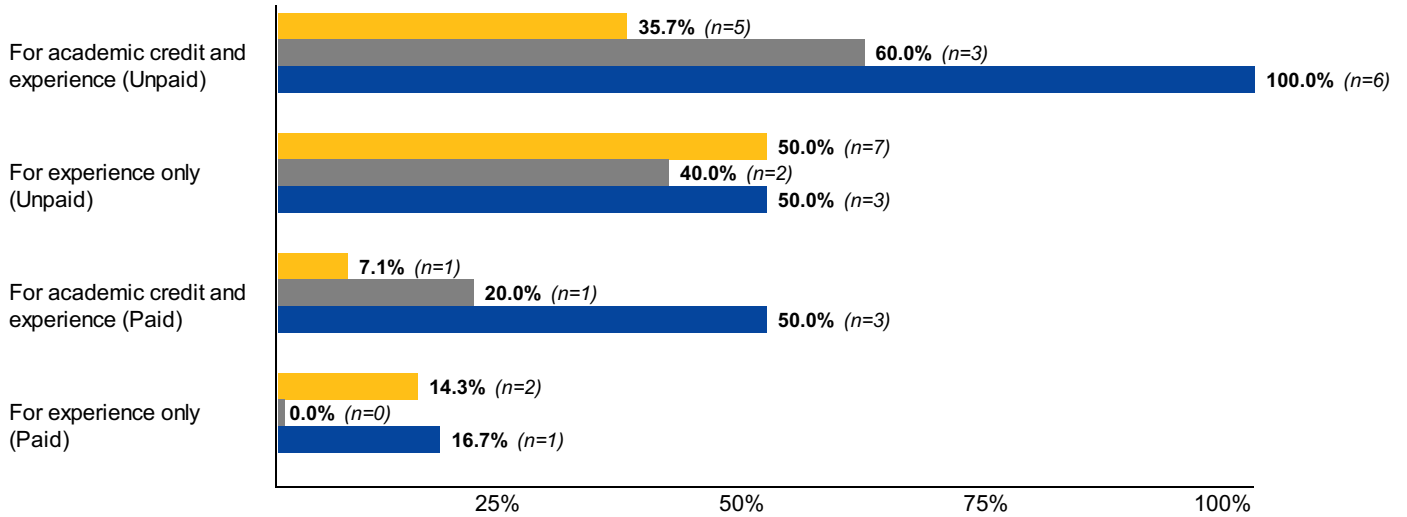
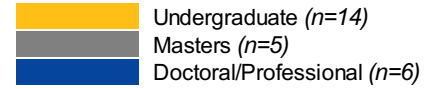
Clinical Experience

Experiential 87: Please indicate if these experiences were full or part-time. (Select all that apply)



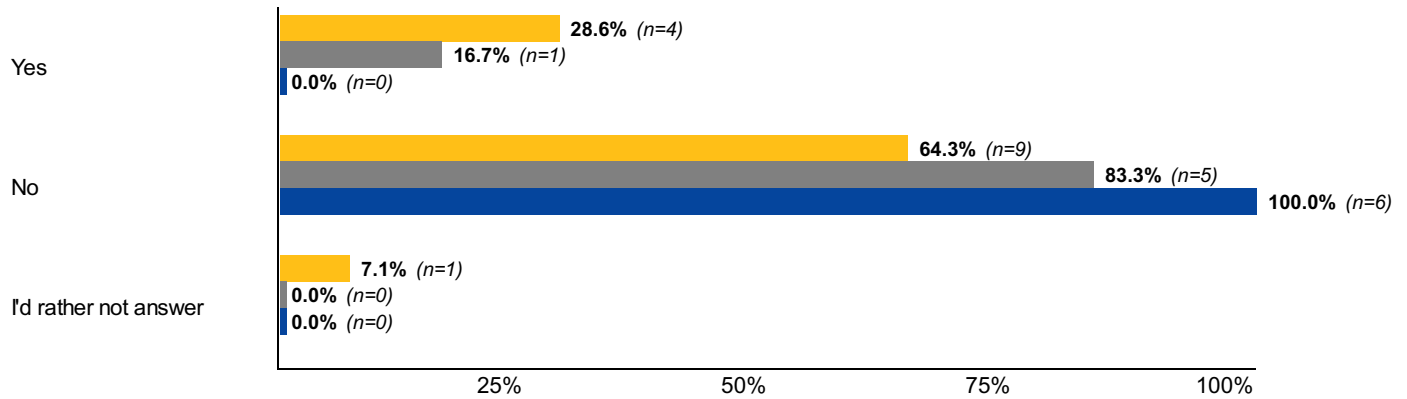
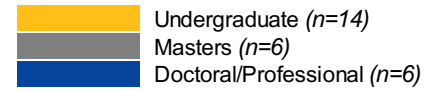
Clinical Experience

Experiential 88: What types of clinical experiences did you complete? (Select all that apply)



Clinical Experience

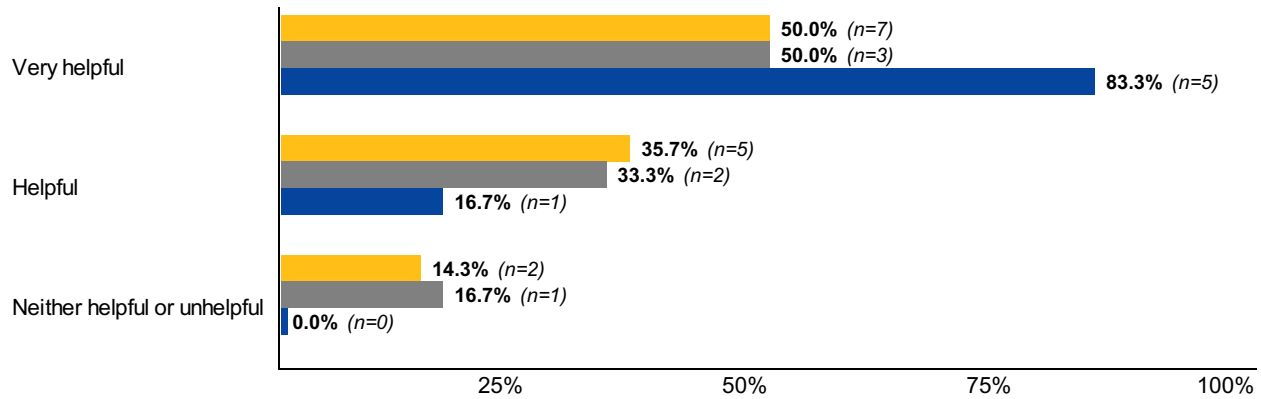
Experiential 89: Were you offered full-time employment as result of any of your clinical experiences?



Clinical Experience

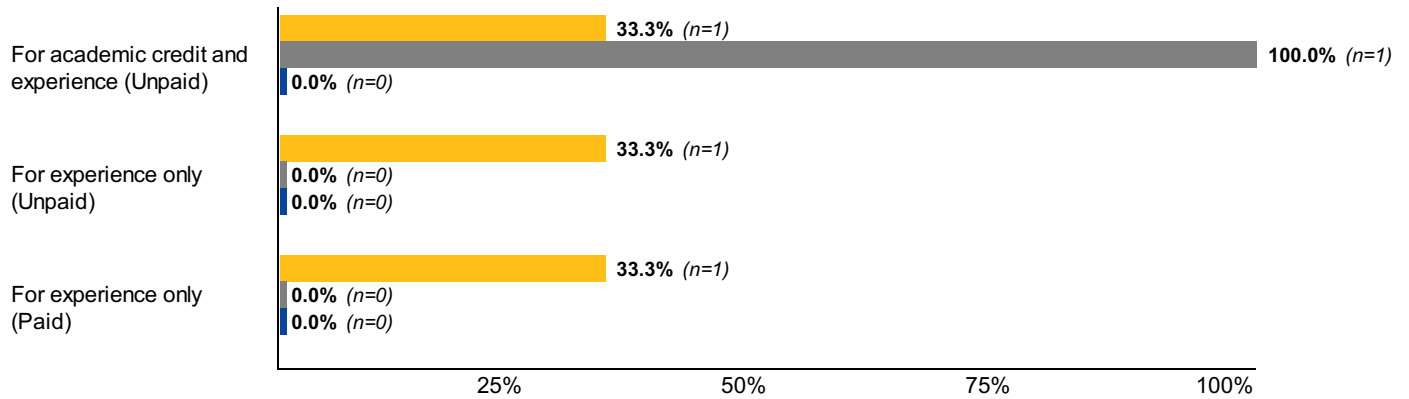
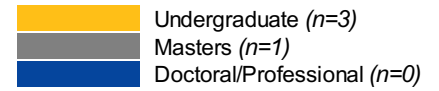
Experiential 90: How helpful were your clinical experiences in preparing you for the workplace/your career?

Undergraduate (*n*=14)
Masters (*n*=6)
Doctoral/Professional (*n*=6)



Clinical Experience

Experiential 92: What type of clinical experience was this?



Student Teaching

Experiential 94: Please indicate if this experience was full or part-time. (Select all that apply)

	Undergraduate <i>n=3</i>	Masters <i>n=3</i>	Doctoral/Professional <i>n=3</i>
Part-time	66.7% (<i>n=2</i>)	66.7% (<i>n=2</i>)	100.0% (<i>n=3</i>)
Full-time	33.3% (<i>n=1</i>)	33.3% (<i>n=1</i>)	0.0% (<i>n=0</i>)

Student Teaching: Grade Level

Experiential 95: Please indicate the grade you taught and whether the school was public or private.

	Undergraduate <i>n=3</i>	Masters <i>n=3</i>	Doctoral/Professional <i>n=3</i>
Pre-K	0.0% (<i>n=0</i>)	0.0% (<i>n=0</i>)	0.0% (<i>n=0</i>)
Kindergarten	0.0% (<i>n=0</i>)	0.0% (<i>n=0</i>)	0.0% (<i>n=0</i>)
1st	0.0% (<i>n=0</i>)	0.0% (<i>n=0</i>)	0.0% (<i>n=0</i>)
2nd	0.0% (<i>n=0</i>)	0.0% (<i>n=0</i>)	0.0% (<i>n=0</i>)
3rd	0.0% (<i>n=0</i>)	0.0% (<i>n=0</i>)	0.0% (<i>n=0</i>)
4th	0.0% (<i>n=0</i>)	0.0% (<i>n=0</i>)	0.0% (<i>n=0</i>)
5th	33.3% (<i>n=1</i>)	0.0% (<i>n=0</i>)	0.0% (<i>n=0</i>)
6th	0.0% (<i>n=0</i>)	0.0% (<i>n=0</i>)	0.0% (<i>n=0</i>)
7th	0.0% (<i>n=0</i>)	0.0% (<i>n=0</i>)	0.0% (<i>n=0</i>)
8th	0.0% (<i>n=0</i>)	0.0% (<i>n=0</i>)	0.0% (<i>n=0</i>)
9th	33.3% (<i>n=1</i>)	0.0% (<i>n=0</i>)	0.0% (<i>n=0</i>)
10th	0.0% (<i>n=0</i>)	0.0% (<i>n=0</i>)	0.0% (<i>n=0</i>)
11th	0.0% (<i>n=0</i>)	0.0% (<i>n=0</i>)	0.0% (<i>n=0</i>)
12th	0.0% (<i>n=0</i>)	33.3% (<i>n=1</i>)	0.0% (<i>n=0</i>)
Non-grade level	0.0% (<i>n=0</i>)	0.0% (<i>n=0</i>)	0.0% (<i>n=0</i>)
More than one grade level (Multiple positions)	0.0% (<i>n=0</i>)	33.3% (<i>n=1</i>)	0.0% (<i>n=0</i>)
Other	33.3% (<i>n=1</i>)	33.3% (<i>n=1</i>)	100.0% (<i>n=3</i>)

Student Teaching: Public/Private/Charter

Experiential 95: Please indicate the grade you taught and whether the school was public or private.

	Undergraduate <i>n=3</i>	Masters <i>n=3</i>	Doctoral/Professional <i>n=3</i>
Public	0.0% (<i>n=0</i>)	66.7% (<i>n=2</i>)	33.3% (<i>n=1</i>)
Private	0.0% (<i>n=0</i>)	33.3% (<i>n=1</i>)	0.0% (<i>n=0</i>)
Multiple (Multiple positions)	33.3% (<i>n=1</i>)	0.0% (<i>n=0</i>)	0.0% (<i>n=0</i>)
Other	66.7% (<i>n=2</i>)	0.0% (<i>n=0</i>)	66.7% (<i>n=2</i>)

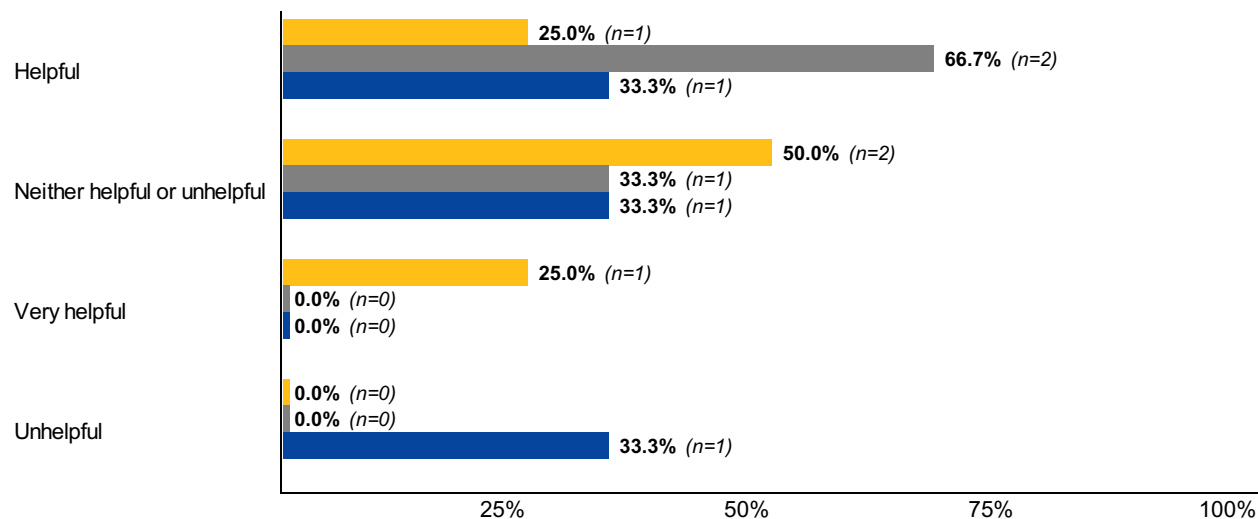
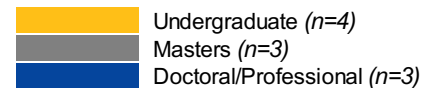
Student Teaching

Experiential 96: Were you offered full-time employment as result of your student teaching experience?

	Undergraduate <i>n=5</i>	Masters <i>n=4</i>	Doctoral/Professional <i>n=3</i>
No	100.0% (<i>n=5</i>)	50.0% (<i>n=2</i>)	100.0% (<i>n=3</i>)
I'd rather not answer	0.0% (<i>n=0</i>)	50.0% (<i>n=2</i>)	0.0% (<i>n=0</i>)

Student Teaching

Experiential 97: How helpful was your student teaching experience in preparing you for the workplace/your career?



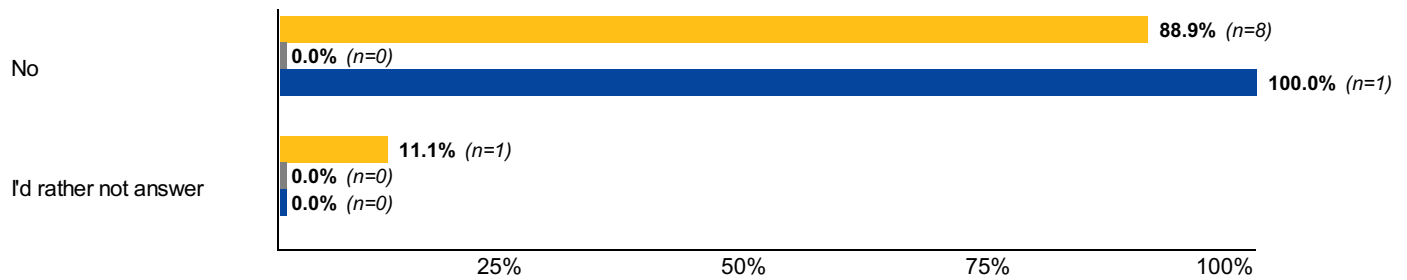
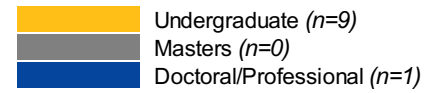
Study Abroad/Away with internship or practicum component

Experiential 99: How many study abroad/away experiences with internship or practicum components did you complete?

	Undergraduate <i>n=9</i>	Masters <i>n=0</i>	Doctoral/Professional <i>n=1</i>
1	88.9% (<i>n=8</i>)	0.0% (<i>n=0</i>)	100.0% (<i>n=1</i>)
2	0.0% (<i>n=0</i>)	0.0% (<i>n=0</i>)	0.0% (<i>n=0</i>)
3	0.0% (<i>n=0</i>)	0.0% (<i>n=0</i>)	0.0% (<i>n=0</i>)
4	0.0% (<i>n=0</i>)	0.0% (<i>n=0</i>)	0.0% (<i>n=0</i>)
5	0.0% (<i>n=0</i>)	0.0% (<i>n=0</i>)	0.0% (<i>n=0</i>)
More than 5	0.0% (<i>n=0</i>)	0.0% (<i>n=0</i>)	0.0% (<i>n=0</i>)
Other	11.1% (<i>n=1</i>)	0.0% (<i>n=0</i>)	0.0% (<i>n=0</i>)

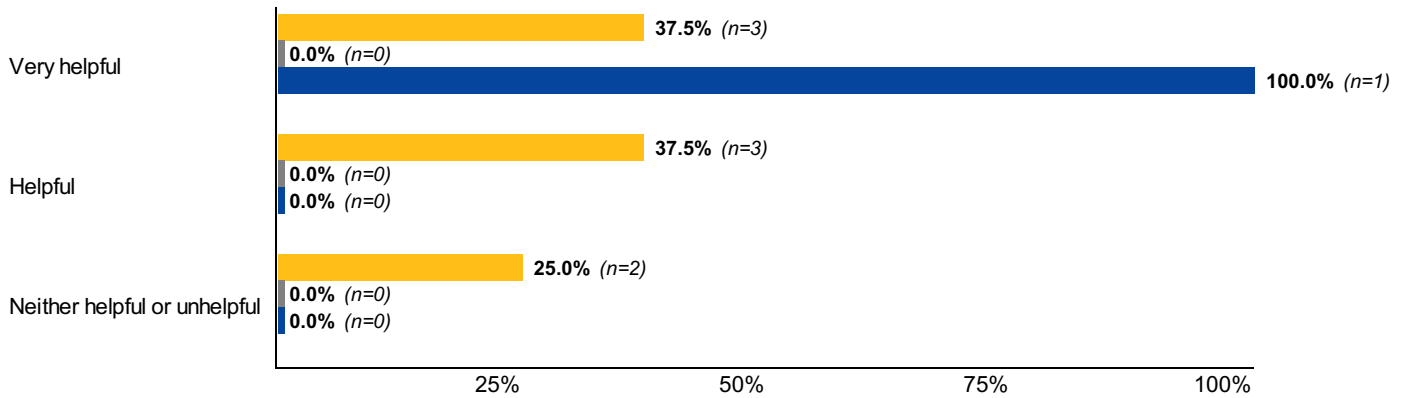
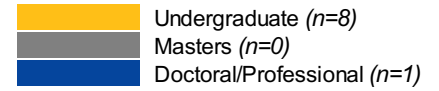
Study Abroad/Away with internship or practicum component

Experiential 101: Were you offered full-time employment as result of any of your study abroad/away experiences with internship or practicum components?



Study Abroad/Away with internship or practicum component

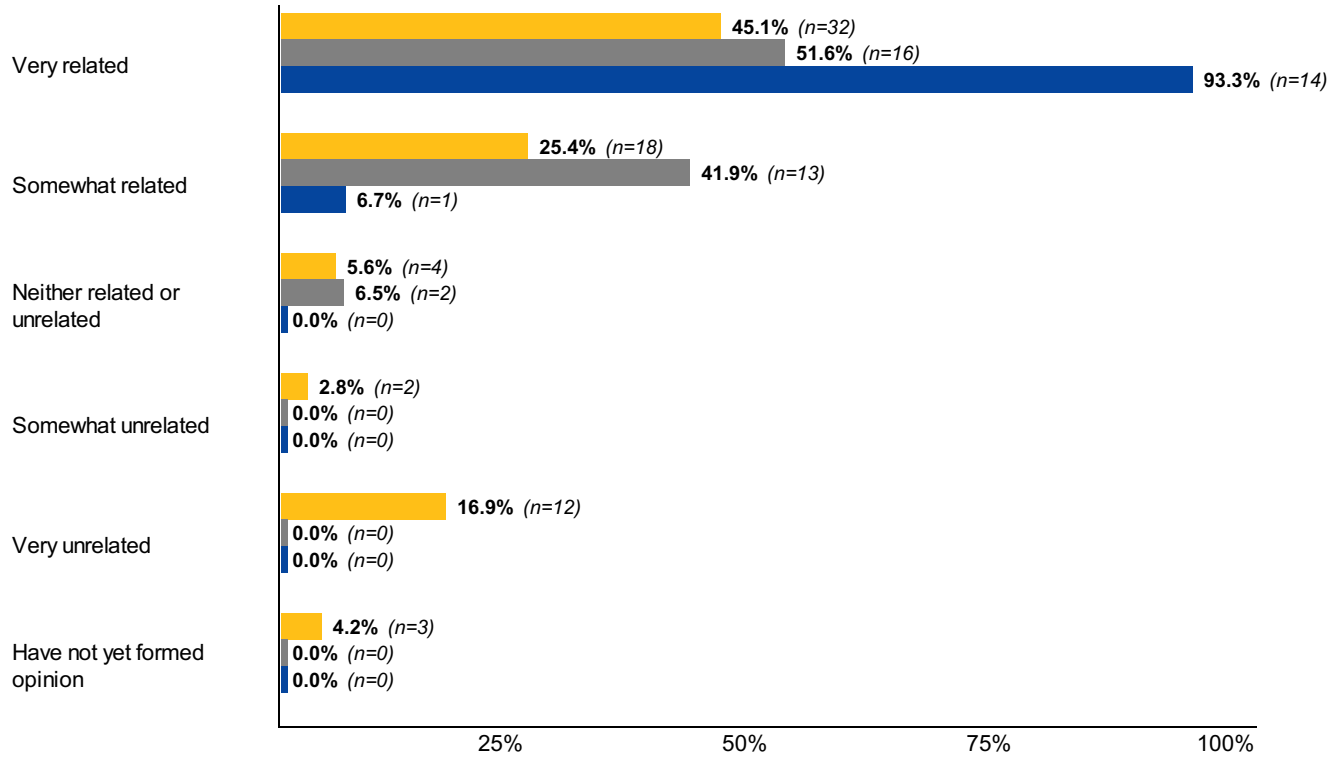
Experiential 102: How helpful were your study abroad/away experiences with internship or practicum components in preparing you for the workplace/your career?



Satisfaction

Satisfaction 105: How related is your primary post-graduation occupation to your program/area of study?

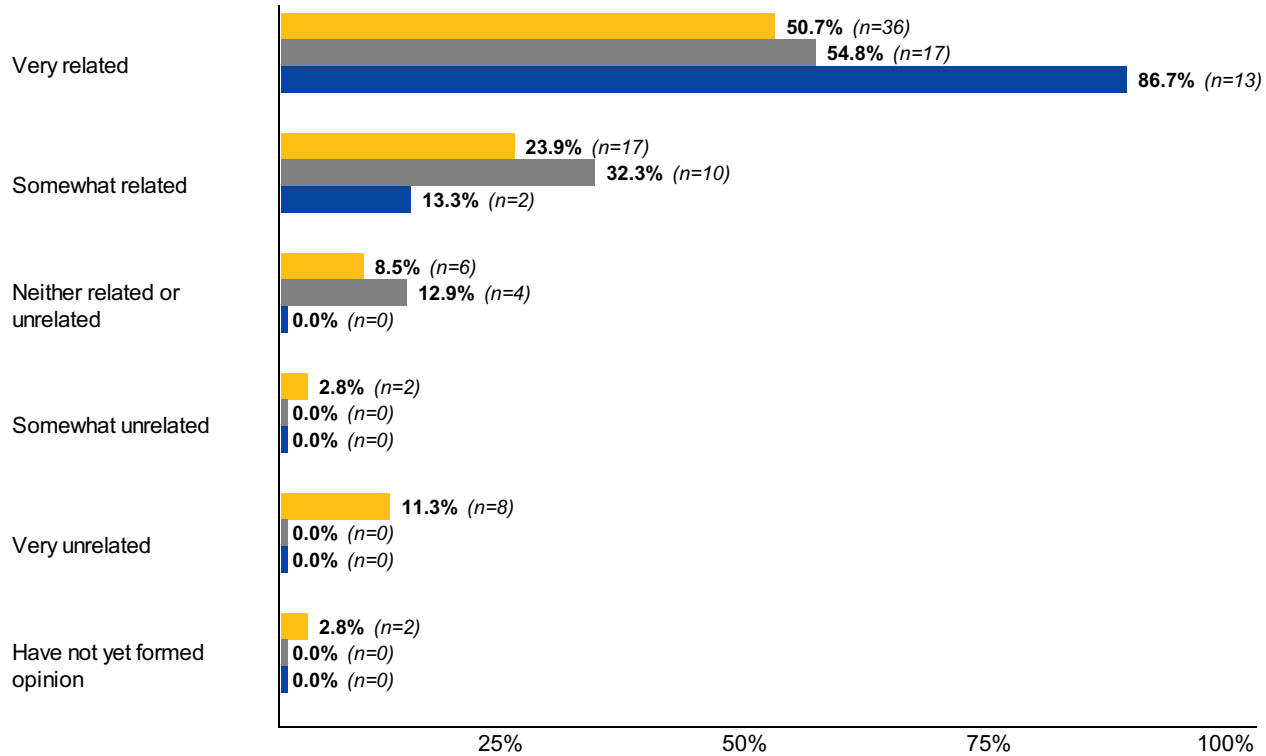
■ Undergraduate (n=71)
■ Masters (n=31)
■ Doctoral/Professional (n=15)



Satisfaction

Satisfaction 106: How related is your primary post-graduation occupation to your career goals?

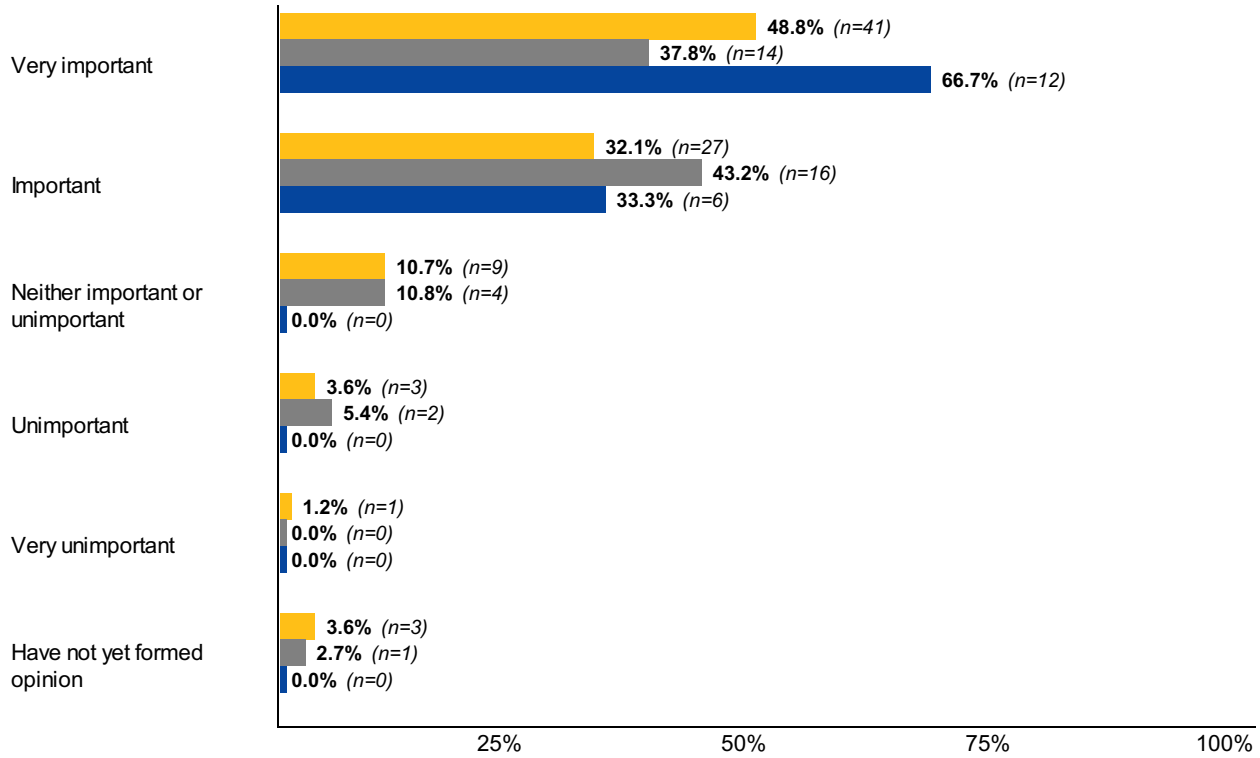
■ Undergraduate (n=71)
■ Masters (n=31)
■ Doctoral/Professional (n=15)



Satisfaction

Satisfaction 107: How important to you is it that your primary post-graduation occupation or career is related to your program/area of study?

Undergraduate (n=84)
 Masters (n=37)
 Doctoral/Professional (n=18)



Satisfaction

Satisfaction 108: How satisfied are you with your primary post-graduation occupation?

Undergraduate (n=71)
 Masters (n=31)
 Doctoral/Professional (n=15)

